

TENTH SCIENTIFIC & ANNUAL MEETING

 European Society of
COLOPROCTOLOGY

10th
ANNIVERSARY
MEETING

DUBLIN 
23-25 September 2015



Final Programme

SUPPORTED BY DIAMOND SPONSORS

ETHICON
PART OF THE Johnson & Johnson FAMILY OF COMPANIES

 **FRANKENMAN**
International Limited

Medtronic
Further, Together

VISIT WWW.ESCP.EU.COM/DUBLIN FOR FURTHER INFORMATION

TO SCAN THE QR CODE AND ACCESS THE ESCP APP, PLEASE LOOK IN THE POCKET PROGRAMME

TOGETHER
WE CAN
IMPROVE
LIVES.

**GIVE THE
CONFIDENCE
OF CONTINUOUS
CONTROL.**

LEARN MORE AT OUR
SCIENTIFIC SYMPOSIUM

**SACRAL
NEUROMODULATION:
Advancements in
Clinical Research**

Mechanism of Action of
Sacral Neuromodulation
**Professor Dr. James Jones,
University of Dublin, Ireland**

Sacral Neuromodulation
and the GI Tract
**Professor Dr. Michel Neunlist,
University of Nantes, France**

InterStim, Incontinence and Beyond
**Professor Dr. Klaus Matzel,
University Hospital of Erlangen, Germany**

Date: Thursday, 24th Sep 2015
Time: 10:45 - 11:45
Location: The Liffey B
Chair: Professor Dr. Paul-Antoine Lehur,
**University Hospital of Nantes,
France**

Medtronic
Further, Together

Welcome to ESCP Dublin 2015

On behalf of the European Society of Coloproctology (ESCP), we welcome you to our 10th ESCP Scientific Meeting.

Our programme format for Dublin has remained the same as last year and includes the highly rated educational programme that was introduced in Barcelona. In addition, due to the generous assistance of local faculty at Mater Misericordiae University Hospital and the Royal College of Surgeons in Ireland, we have been able to introduce **two new pre-congress workshops** on Tuesday. These laparoscopic and proctology workshops have enabled 40 young surgeons to take part in a full day "hands on" experience of the highest quality, and we hope that this will prove to be just the start of ESCP undertaking similar activities regionally in the years ahead.

We would particularly like to thank **Ethicon** for their educational grants which have supported activities during 2015, these being the highly successful ESCP/ECCO IBD Masterclass that took place in Moscow in April

2015, and the two Tuesday Dublin workshops which they are supporting both practically and financially.

For the first time we are delighted to collaborate with, and welcome our friends from S-ECCO and EAES; with each Society, we have jointly planned a symposium which take place in parallel on Friday morning. This is a significant step forward for the relationships we have been working to establish and we would like to thank those Societies for their willingness to collaborate.

Without our sponsors' support the event would be financially impossible, and we thank all Sponsors, but particularly our **Diamond sponsors Ethicon, Medtronic and Frankenman**, for their support - we hope that you will support their satellite sessions.

Do please visit all of our sponsors in the exhibition area, on the ground floor level, and give them your support!

We wish you all a very successful meeting.



Yuri Shelygin
ESCP President



Eloy Espin Basany
ESCP Secretary



Donato Altomare
ESCP Programme
Committee Chair

ESCP GRATEFULLY ACKNOWLEDGES
MAJOR SPONSOR SUPPORT FOR
DUBLIN FROM:

ETHICON
PART OF THE *Johnson & Johnson* FAMILY OF COMPANIES

 **FRANKENMAN**
International Limited

Medtronic
Further. Together

Contents

Abstract/poster information	28-29
Dublin travel information	35
Congress information	28
ESCP Committees	31
Evening events	34
Exhibition layout and exhibitors	9
Exhibitor Information	42-47
ESCP Educational update	24-25
Fellowships update	36-41
General information	32
Keynote speakers	26-27
Meeting overview	5-8
Programme pages	12-23
Small Hall sessions	11
Speaker presentation check-in information	29
Useful contacts/opening times	4

Useful Contact Information

ESCP Secretariat in Dublin

(From Monday 21 September)
 T: +353 1 818 4714
 T: +353 1 818 4715
 Email: info@escp.eu.com
 Emergency mobile: +44 7734 425 210

ESCP Secretariat

(Until Friday 18 September)
 ESCP, The Coach House,
 7 St Alban's Road, Edinburgh EH9 2PA, UK
 T: +44 131 624 6040
 F: +44 131 624 6045
 E: info@escp.eu.com
www.espc.eu.com

Conference Venue

Convention Centre Dublin
 North Wall Quay, Spencer Dock
 Dublin 1, Ireland
 T: +353 1 856 0000
 Website: www.theccd.ie

Dublin Airport Enquiries

T: +353 1 814 1111
 Website: www.dublinairport.com
 The airport is located 10km north of Dublin city centre.

Emergency Services (locally)

For any emergency – dial 112

Opening Times

	Registration	Exhibition <i>See note below</i>	Presentation check-in	Poster desk
TUESDAY	16:00 – 19:00 <i>Ultrasound only</i>		16:00 – 19:00	
WEDNESDAY	07.00 – 19.00	12:30 – 20:30	09:00 – 18:00	10:00 – 17:00
THURSDAY	07.30 – 19.00	07:30 – 18:30	07:00 – 18:00	
THURSDAY	07.30 – 16.30	07:30 – 14:30	07:00 – 12:00	

Exhibitors are asked to staff stands during all main coffee and lunch breaks, at other times the exhibition area is accessible to delegates, although stands need not be attended.

Registration and Congress Management

ESCP Secretariat
 c/o Integrity International Events Ltd.
 The Coach House
 7 St. Alban's Road
 Edinburgh EH9 2PA, UK
Tel: +44 131 624 6040
Fax: +44 131 624 6045
E-mail: info@escp.eu.com









ESCP Annual General Meeting

Thursday 24 September: 18:10 – 18:45 / Auditorium (main hall, level 3)
 ESCP kindly requests that all members attend this important meeting.

IMPORTANT: an Annual General Meeting Ticket is included in your registration pack, please bring this with you to the meeting, it will be collected as a record of your attendance.

Meeting Overview



WEDNESDAY 23 SEPTEMBER

AUDITORIUM: PLENARY HALL	THE LIFFEY B	THE LIFFEY A
	<p>ESCP PRE-CONGRESS EDUCATIONAL CORE SUBJECT UPDATE 09:30 – 11:30</p>	<p>ESCP PRE-CONGRESS EDUCATIONAL 7th ANORECTAL & PELVIC ULTRASOUND SEMINAR 08:00 – 11:30</p> 
<p>OFFICIAL OPENING 11:30 – 11:35</p>		
<p>SYMPOSIUM: CANCER FAMILY SYNDROMES: WHAT THE SURGEON NEEDS TO KNOW 11:35 – 12:35</p>	<p>FREE PAPERS: FUNCTIONAL 11:35 – 12:35</p>	
<p>LUNCH/EXHIBITION (light sandwich lunch) 12:35 – 13:30</p>		
<p>INTERNATIONAL TRIALS RESULTS FORUM 13:30 – 15:00</p>	<p>VIDEO SURGERY 13:30 – 15:00</p>	
<p>ESCP FELLOWSHIPS UPDATE 15:00 – 15:15</p>   		
<p>KEYNOTE LECTURE: SACRAL NERVE STIMULATION FOR BOWEL DISORDERS Charles Knowles (UK) 15:15 – 15:45</p>		
<p>COFFEE, EXHIBITION AND POSTERS (includes Lunchtime and Oral Posters): 15:45 – 16:00</p>		
<p>AFTERNOON SMALL HALL SESSIONS 16:10 – 16:35 B. Braun: Endo-vac therapy for colorectal leaks  16:35 – 17:00 Frankenman: Innovations in circular stapling technology; SMART & STARR </p>		
<p>FREE PAPERS: IBD 16:00 – 17:00</p>	<p>ETHICON SATELLITE SYMPOSIUM: MAKING CHOICES IN RECTAL SURGERY: OPEN, LAPAROSCOPIC TRANS-ANAL OR ROBOTIC? 16:00 – 17:00</p> 	<p>EDUCATIONAL: THE FUTURE OF COLORECTAL SIMULATED TRAINING 16:00 – 17:00</p>
<p>SYMPOSIUM: COMMON PROBLEMS IN PROCTOLOGY 17:00 – 18:00</p>		<p>EDUCATIONAL: BEST PUBLICATIONS OF THE YEAR 17:00 – 18:00</p>
<p>EDUCATIONAL: PATIENT PERSPECTIVES ON STOMA & TRANSPLANTATION 18:00 – 19:00</p>	<p>FREE PAPERS: NEOPLASIA 18:00 – 19:00</p>	<p>FREE PAPERS: MISCELLANEOUS 18:00 – 19:00</p>
<p>SMALL HALL SESSION 18:00 – 18:55 Medtronic Multidisciplinary approach to sacral neuromodulation Best practice procedure standardisation </p>		
<p>STUDENT ORAL POSTERS 19:00 – 19:30</p>	<p>ORAL POSTERS: PROCTOLOGY 19:00 – 19:30</p>	<p>ORAL POSTERS: IBD 19:00 – 19:30</p>
<p>WELCOME RECEPTION IN THE EXHIBITION AREA 19:30 – 20:30</p>		

THURSDAY 24 SEPTEMBER

AUDITORIUM: PLENARY HALL	THE LIFFEY B	THE LIFFEY A
<p>ORAL POSTERS: NEOPLASIA 07:30 – 08:45</p>	<p>ORAL POSTERS: MISCELLANEOUS/NEOPLASIA 07:30 – 08:45</p>	<p>EDUCATIONAL: TRAINEE VIDEO SESSIONS Standardised step-by-step teaching videos 07:30 – 10:15</p> <p>ETHICON <small>Member of the Johnson & Johnson family of companies</small></p>
<p>NEW TRIALS FORUM Presentation and review of new trials in the ESCP 08:45 – 10:15</p>	<p>ETHICON SATELLITE SYMPOSIUM: RISKS AND COMPLICATIONS IN COLORECTAL SURGERY – IMPACTS ON PATIENT OUTCOMES 08:45 – 09:45</p> <p>ETHICON <small>Member of the Johnson & Johnson family of companies</small></p>	
<p>KEYNOTE LECTURE: THE ABRAHAM COLLES LECTURE HIRSCHSPRUNG'S DISEASE AND VARIANTS Prem Puri (Ireland) 10:15 – 10:45</p> <p> RCSI</p>		
<p>COFFEE, EXHIBITION AND POSTERS (includes Lunchtime and Oral Posters): 10:45 – 11:45</p> <p>Small Hall Presentation: 10:45 – 11:10 Karl Storz  VAAFT – Video assisted anal fistula treatment</p> <p>Small Hall Presentation: 11:20 – 11:45 Medtronic  Biological mesh in complex abdominal wall repair: what is crosslinking and what is the evidence?</p>		
	<p>MEDTRONIC SATELLITE SYMPOSIUM: SACRAL NEUROMODULATION THERAPY – ADVANCEMENTS IN CLINICAL RESEARCH 10:45 – 11:45</p> <p>Medtronic <small>Further Together</small></p>	<p>EDUCATIONAL: TRAINEE ROUND TABLE SESSION For trainees only Case presentations and table discussion with Experts 10:45 – 12:45</p> <p><i>Coffee will be available</i></p>
<p>THE SIX BEST & VISITING FELLOW FREE PAPERS 11:45 – 13:15</p> <p> </p>		
<p>LUNCH/EXHIBITION (includes Lunchtime and Oral Posters) 13:15 – 14:30</p> <p>Small Hall Presentation: 13:30 – 13:55 Fisher & Paykel  Prevention of hypothermia and inflammation improves cancer and long term survival outcomes</p> <p>Small Hall Presentation: 14:05 – 14:30 Edwards Lifescience  Do not underestimate the power of fluids nor of team work</p>		
	<p>FRANKENMAN SATELLITE SYMPOSIUM: THE EVOLUTION OF TRANSANAL MINIMALLY INVASIVE SURGERY – FROM REDUCED PORT TO TAMIS 13:30 – 14:30</p> <p> FRANKENMAN <small>International Limited</small></p>	<p>EDUCATIONAL: AUTHORS' WORKSHOP – HOW TO WRITE A PAPER 13:15 – 14:30</p> <p>WILEY</p> <p><i>Packed lunches will be available for this session</i></p>
<p>SYMPOSIUM: PALLIATIVE SURGICAL CARE 14:30 – 15:30</p>		
<p>KEYNOTE LECTURE: IS ROBOTIC SURGERY HYPE, OR THE NEXT BEST THING IN COLORECTAL SURGERY? Andrea Coratti (Italy) 15:30 – 16:00</p> <p>WILEY</p>		
<p>COFFEE, EXHIBITION AND POSTERS (includes Lunchtime and Oral Posters): 16:00 – 16:25</p> <p>Small Hall Presentation: 16:00 – 16:25 Fisher & Paykel  Reducing the risks of tumour metastasis, SSI's and their associated costs in laparoscopic surgery</p>		
<p>ESCP FELLOWSHIPS UPDATE 16:25 – 16:40</p> <p>  </p>		<p>EDUCATIONAL: INTERACTIVE TRAINEE WORKSHOP Interactive case presentations 16:00 – 17:15</p> <p><i>Coffee will be available</i></p>

THURSDAY 24 SEPTEMBER

AUDITORIUM: PLENARY HALL		THE LIFFEY B	THE LIFFEY A
FREE PAPERS: NEOPLASIA 16:40 - 17:40 Auditorium	FREE PAPERS: PROCTOLOGY 16:40 - 17:40 Liffey Hall 2	MEDTRONIC SATELLITE SYMPOSIUM: IMPROVING PATIENTS' SURGICAL AND POST- OPERATIVE OUTCOMES IN COLORECTAL PROCEDURES 16:40 - 17:40 	
ASCRS KEYNOTE LECTURE: POST OPERATIVE ILEUS: DECREASING THE RISK Charles Littlejohn (USA) 17:40 - 18:10 			
ESCP ANNUAL GENERAL MEETING 18:10 - 18:45			

ESCP DINNER AT TRINITY COLLEGE, UNIVERSITY OF DUBLIN
See details on page 34

ETHICON
PART OF THE  FAMILY OF COMPANIES

Ethicon Satellite Symposia (The Liffey B)

Wednesday 23 September / 16:00-17:00
Making choices in rectal surgery: open,
laparoscopic trans-anal or robotic?

Thursday 24 September / 08:45-09:45
Risks and complications in colorectal surgery -
impacts on patient outcomes

Medtronic
Further, Together

Medtronic Satellite Symposia (The Liffey B)

Thursday 24 September / 10:45-11:45
Sacral neuromodulation therapy -advancements
in clinical research

Thursday 24 September / 16:40-17:40
Improving patients' surgical and post-operative
outcomes in colorectal procedures

 **FRANKENMAN**
International Limited

Frankenman Satellite Symposium (The Liffey B)

Thursday 24 September / 13:30-14:30
The evolution of trans-anal minimally invasive
surgery - from reduced port to TAMIS

PRESENTATION CHECK IN

All speakers are requested to check in
presentations at least 2 hours in advance.
Presentation Check-In is located in Liffey
Meeting Room 2B on level 1.

Take the escalator or elevator up one level
from registration and follow the sign. It will
be open at the following times:

Tuesday: 16:00 - 19:00
Wednesday: 09:00 - 18:00
Thursday: 07:00 - 18:00
Friday: 07:00 - 12:00

FRIDAY 25 SEPTEMBER

AUDITORIUM: PLENARY HALL	THE LIFFEY B
<p>SYMPOSIUM: AIN AND ANAL MALIGNANCY 08:00 – 09:00</p>	<p>ORAL POSTERS: FUNCTIONAL 08:00 – 08:45</p>
<p>KEYNOTE LECTURE: MINIMALLY INVASIVE COMPLETE MESOCOLIC EXCISION Seon-Hahn Kim (South Korea) 09:00 – 09:30</p> <p>BJS</p>	
<p>ESCP HONORARY MEMBER AWARDS 09:30 – 09:45</p>	
<p>ESCP SIX BEST PAPERS & BEST NEW TRIAL PRESENTATION AWARDS 09:45 – 09:50</p> <p>BJS </p>	
<p>JOINT ESCP/EAES SYMPOSIUM: LOCAL EXCISION IN RECTAL CANCER, WHEN AND HOW? 09:50 – 10:50</p> <p> </p>	<p>SYMPOSIUM: CONTROVERSIES IN CROHN'S DISEASE MANAGEMENT 09:50 – 10:50</p> <p>  </p> <p>Developed in collaboration with S-ECCO</p>
<p>COFFEE, EXHIBITION AND POSTERS (includes Lunchtime and Oral Posters): 10:50 – 11:15</p> <p>Small Hall Presentation: 10:50 – 11:15  Optimising autonomic nerve preservation in rectal surgery; a new approach to laparoscopic TME</p>	
<p>ORAL POSTERS: PROCTOLOGY / FUNCTIONAL 11:15 – 12:00</p>	
<p>KEYNOTE LECTURE: BOWEL PREPARATION FOR COLORECTAL CANCER SURGERY REVISITED Yves Panis (France) 12:00 – 12:30</p>	
<p>LUNCH/EXHIBITION (includes Lunchtime and Oral Posters): 12:30 – 13:30</p>	
<p>SYMPOSIUM: ULCERATIVE COLITIS 13:30 – 14:30</p>	
<p>CONSULTANTS' CORNER 14:30 – 16:00</p>	
<p>LUNCHTIME POSTER AWARD 16:00</p>	
<p>CLOSING CEREMONY 16:02</p>	

A NOTE ABOUT COFFEE!

On Wednesday morning and Friday afternoon, when the exhibition area is closed to delegates, coffee stations will be available on level 3 (Wednesday from 11:00 – 12:00, and on Friday from 15:00 – 16:00). There are no set coffee breaks at these times.

Please note that no food or drink is permitted inside the Auditorium on level 3. You may take coffee in disposable cups with lids into Liffey A and Liffey B (level 1). Please use the recycling bins available on every level.

Floorplan



List of Exhibitors and stand numbers

51	Acelity
13A	AMS
29	A.M.I
2	Angiologica
34	Applied Medical
38	B.Braun
7	Biolitec
50	BK Ultrasound
55	Cogentix Medical
6	Compusurge
28	Cook Medical
12	Deltex Medical
8	Dendrite
35	DynaMesh

9	Edwards Lifescience
33	Ethicon <small>DIAMOND SPONSOR</small>
19	Exact Science
17	Fisher & Paykel
32	Frankenman <small>DIAMOND SPONSOR</small>
10	Golden Stapler
56	Grena Ltd
4	IA Support
11	Incision Group
41	Inomed
27	Intuitive Surgical
36	Karl Storz
1	Koring
18	Lagis Enterprise

13B	Mederi Therapeutics
25	Medtronic <small>DIAMOND SPONSOR</small>
20	Novadaq
47	Oceana Therapeutics
39	Olympus
30	Richard Wolf / EBRE
3	Sapi Med
15	Smith & Nephew
5	St Mark's
31	Stryker
46	Teleflex
24	THD
54	Ultroid
37	Wisepress Bookshop

ESCO gratefully acknowledges the support of



The BJS Society for their kind sponsorship of the *Minimally invasive complete mesocolic excision* keynote lecture given by Professor Seon-Hahn Kim, and the prize for the best of the Six Best Papers presented by BJS Secretary Ronan O'Connell.



Colorectal Disease for their kind sponsorship of the keynote lecture given by Professor Andrea Coratti entitled *Is robotic surgery hype, or the next best thing in colorectal surgery?*



ESCP would like to thank Video Surgery for their kind collaboration in facilitating ESCP's presentations for all past conferences within the ESCP Member Network.

Meeting Announcement



American Society of Colon & Rectal Surgeons Annual Meeting
30 April - 4 May 2016

Los Angeles Convention Center & JW Marriott Los Angeles L.A. Live Hotel

Call for Abstracts

Online submission now open.
 Deadline for receipt of electronic abstracts is 8 November 2015.

Details available at: www.fascrs.org/

Future ESCP congress dates

2016	28 - 30 September, Haliç Congress Centre, Istanbul, Turkey
2017	20 - 22 September, CityCube, Berlin, Germany
2018	26 - 28 September, Nice, France
2019	25 - 27 September
2020	23 - 25 September
2021	22 - 24 September
2022	28 - 30 September

Venues from 2019 still to be announced

Key meeting dates for affiliated organisations

UEG Week, Fira de Barcelona - Gran Via Venue, Barcelona, Spain	24 - 28 October 2015
International Colorectal Forum, Villars sur Ollon, Switzerland	24 - 26 January 2016
11th ECCO Congress, RAI Amsterdam, The Netherlands	16 - 19 March 2016
American Society of Colon & Rectal Surgeons Annual Meeting, Los Angeles, California	30 April - 4 May 2016
24th Int. Congress of the EAES, Amsterdam RAI, The Netherlands	15 - 18 June 2016
ESCP 11th Scientific & Annual Meeting, Istanbul, Turkey	28 - 30 September 2016
ESCP 12th Scientific & Annual Meeting, Berlin, Germany	20 - 22 September 2017

Small Hall Sessions

These sessions take place within the exhibition area:

Wednesday

16:10 - 16:35

B. Braun



Endo-vac therapy for colorectal leaks

Speaker - Alberto Arezzo (Italy)

16:35 - 17:00

Frankenman International



Innovations in circular stapling technology: SMART and STARR

From STARR to High Volume Prolapsectomy for the Treatment of Obstructed Defecation Syndrome - *Giuliano Reboa (Italy)*

SMART - Stapled Mesh Stoma Reinforcement Technique - *Alex Hotouras (UK)*

18:00 - 18:55

Medtronic



Multidisciplinary approach to sacral neuromodulation - *Anne Hanly (Ireland)*

Best practise procedure standardisation - *Michael Soerensen (Denmark)*

Thursday

10:45 - 11:10

Karl Storz



VAAFT - Video assisted anal fistula treatment

VAAFT for Crohn's fistula - *Omar Faiz (UK)*

Working where the sun doesn't shine; new video-assisted methods of treatment of benign diseases of anorectal region - *Piotr Walega (Poland)*

11:20 - 11:45

Medtronic



Biological mesh in Complex abdominal wall repair: what is crosslinking and what is the evidence?

Speaker - *Pasquale Giordano (UK)*

13:30 - 13:55

Fisher & Paykel



Prevention of hypothermia and inflammation improves cancer and long term survival outcomes

Speakers: *Rob Ramsay (Australia), Jan van der Linden (Sweden)*

14:05 - 14:30

Edwards Lifescience



Do not underestimate the power of fluids nor of team work

Speaker - *Jerome Loriau (France)*

16:00 - 16:25

Fisher & Paykel



Reducing the risks of tumour metastasis, SSI's and their associated costs in laparoscopic surgery

Speakers: *Rob Ramsay (Australia) and Tan Arulampalam (UK)*

Friday

10:50 - 11:15

Ethicon






Optimising autonomic nerve preservation in rectal surgery: a new approach to laparoscopic TME

Speaker - *Norbert Runkel (Germany)*

Scientific Programme

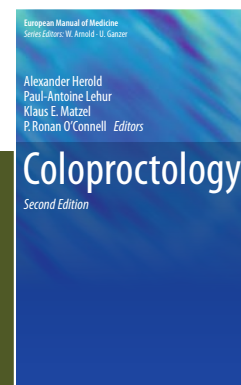
WEDNESDAY 23 SEPTEMBER

Time/Location	Event
08:00 – 11:30 The Liffey A	<p>EDUCATIONAL: 7th ANORECTAL AND PELVIC ULTRASOUND SEMINAR</p> <p>Course directors: <i>Anders Mellgren (USA), Giulio Santoro (Italy)</i></p> <ul style="list-style-type: none"> • Introduction: course objectives - <i>Anders Mellgren (USA), Giulio Santoro (Italy)</i> • Normal ultrasound anatomy of the anal canal and rectum - <i>Luis Miguel Jiménez Gómez (Spain)</i> • Normal ultrasound anatomy of the pelvic floor - <i>Giulio Santoro (Italy)</i> • Ultrasound evaluation of fistula and abscess - <i>Carlo Ratto (Italy)</i> • Ultrasound evaluation of faecal incontinence - <i>Bruno Roche (Switzerland)</i> • Ultrasound in preoperative staging of rectal cancer - <i>Johan Nordenstam (USA)</i> <p><i>Tea/Coffee</i></p> <ul style="list-style-type: none"> • Ultrasound of anterior compartment disorders - <i>Pawel Wieczorek (Poland)</i> • Ultrasound of posterior compartment disorders - <i>Giulio Santoro (Italy)</i> • How can ultrasound change the clinical decision-making? - <i>Liliana Bordeianou (USA)</i> • Case discussions and videos <p>Supported by B-K Ultrasound </p>
09:30 – 11:30 The Liffey B	<p>EDUCATIONAL: CORE SUBJECT UPDATE</p> <p>Chairs: <i>Sebastiano Biondo (Spain), Arne Wibe (Norway)</i></p> <ul style="list-style-type: none"> • Update on APR for rectal cancer - <i>Torbjörn Holm (Sweden)</i> • Perioperative management in colorectal surgery - <i>Martin Hübner (Switzerland)</i> • Complications after sphincter preservation - <i>Søren Laurberg (Denmark)</i> • Stoma complications - <i>Peter Dawson (UK)</i> • Enterocutaneous fistula - <i>Carolynne Vaizey (UK)</i>
11:30 – 11:35 Auditorium	OFFICIAL OPENING
11:35 – 12:35 Auditorium	<p>SYMPOSIUM: CANCER FAMILY SYNDROMES: WHAT THE SURGEON NEEDS TO KNOW</p> <p>Chairs: <i>Zoran Krivokapic (Serbia), Robin Phillips (UK)</i></p> <ul style="list-style-type: none"> • Genes in surgical practice - <i>Jérémie Lefevre (France)</i> • How to manage the family - <i>Gabriella Möslin (Germany)</i> • Surgery – when and how? - <i>Des Winter (Ireland)</i>
11:35 – 12:35 The Liffey B	<p>FREE PAPERS: FUNCTIONAL</p> <p>Chairs: <i>Aldo Infantino (Italy), Yves Panis (France)</i></p> <ul style="list-style-type: none"> • FO1: Does a defunctioning stoma affect long-term anorectal function following low anterior resection of the rectum for cancer? - <i>Soran Gadan (Sweden)</i> • FO2: Functional outcome after laparoscopic anterior mesh rectopexy vs. laparoscopic posterior rectopexy for rectal prolapse: a prospective, double-blinded, randomised study - <i>Lilli Lundby (Denmark)</i> • FO3: Effects of radiotherapy on internal and external anal sphincter cell function: the first quantitative study using human anal sphincter muscle progenitor cells - <i>Son Il Tae (Republic of Korea)</i> • FO4: An aggressive management of acute mesenteric ischaemia is associated with satisfactory long-term survival and functional outcomes - <i>Léon Maggiori (France)</i> • FO5: A randomised trial of sacral neuromodulation versus perianal bulking injection of collagen in the treatment of faecal incontinence following obstetric anal sphincter injury - <i>Mona Rydningen (Norway)</i> • FO6: Ambulatory versus conventional hospitalization laparoscopic or robotic-assisted laparoscopic anterior rectopexy for patients with full-thickness rectal prolapse or enterocele - <i>Jean-Luc Faucheron (France)</i>
12:35 – 13:30 Exhibition Hall	EXHIBITION OPENS – Sandwich lunch available
13:30 – 15:00 Auditorium	<p>INTERNATIONAL TRIALS RESULTS FORUM</p> <p>Chairs: <i>André D'Hoore (Belgium), Dion Morton (UK)</i></p> <ul style="list-style-type: none"> • Presentations of completed trials with Expert commentary: <ul style="list-style-type: none"> • ROLARR - <i>David Jayne (UK), with Expert commentary by Christianne Buskens (The Netherlands)</i> • GRECCAR 5 - <i>Quentin Denost (France), with Expert commentary, name to be advised</i> • LOLA - <i>Willem Bemelman (The Netherlands), with Expert commentary by Sebastiano Biondo (Spain)</i> • COLOFOL - <i>Peer Wille-Jorgensen (Denmark), with Expert commentary by Anna Martling (Sweden)</i> • ESCP right hemi-colectomy study: presentation of results - <i>Thomas Pinkney (UK)</i>

13:30 – 15:00 The Liffey B	VIDEO SURGERY
	<p>Chairs: <i>Mark Katory (UK), Julius Orhalmi (Czech Republic)</i></p> <ul style="list-style-type: none"> • V01: Single incision surgery combined with the trans-anal approach for ileoanal pouch surgery - <i>Cosimo Alex Leo (UK)</i> • V02: Colorectal leaks corrected by trans-anal minimally invasive surgery - <i>Giovanni Dapri (Belgium)</i> • V03: TAMIS perforation – what to do - <i>Miguel Frois Borges (Portugal)</i> • V04: A side to side isoperistaltic stricturoplasty for terminal ileal Crohn's disease - <i>Anthony de Buck van Overstraeten (Belgium)</i> • V05: TAMIS a new option for the treatment of postoperative haemorrhage - <i>Raquel Bravo (Spain)</i> • V06: Transperineal mesh fixation for parastomal hernia repair concomitant to trans-anal reverse completion proctectomy - <i>Michal Kazanowski (Ireland)</i> • V07: Laparoscopic surgical planes for complete mesocolic excision for hepatic and transverse colon cancer - <i>Erkin Ismail (Turkey)</i> • V08: Musset Cotterel sphincteroplasty - <i>Labib Al-Ozaibi (United Arab Emirates)</i> • V09: Total laparoscopic right colectomy with vaginal extraction - <i>Tolga Muftuoglu (Turkey)</i> • V10: Transanal rectal resection pure NOTES - <i>Hugo Palma Rios (Portugal)</i>
15:00 – 15:15 Auditorium	<p>ESCP FELLOWSHIPS UPDATE</p> <p>2014-15 ESCP Fellowships are supported by educational partners</p> <p>Chairs: <i>Dieter Hahnloser (Switzerland), Klaus Matzel (Germany)</i></p> <p>Presenters:</p> <ol style="list-style-type: none"> 1. <i>Cristi Tarta (Romania) visited University Hospital, Aarhus, Denmark</i> 2. <i>Sebastian Smolarek (Ireland) visited University of Rome Tor Vergatta, Italy</i>
15:15 – 15:45 Auditorium	<p>KEYNOTE LECTURE: SACRAL NERVE STIMULATION FOR BOWEL DISORDERS</p> <p>Chair: <i>Paul Antoine Lehur (France)</i></p> <p>Speaker: <i>Charles Knowles (UK)</i></p>
15:45 – 16:00 Exhibition Hall	COFFEE BREAK
16:10 – 16:35 Exhibition Hall	<p>B BRAUN SMALL HALL SESSION: Endo-vac therapy for colorectal leaks</p> <p> B. BRAUN SHARING EXPERTISE</p>
16:35 – 17:00 Exhibition Hall	<p>FRANKENMAN INTERNATIONAL SMALL HALL SESSION: Innovations in circular stapling technology – SMART & STARR</p> <p> FRANKENMAN International Limited</p>
16:00 – 17:00 Auditorium	<p>FREE PAPERS: IBD</p> <p>Chairs: <i>Marc Duinslaeger (Belgium), Zuzana Serclova (Czech Republic)</i></p> <ul style="list-style-type: none"> • F07: Probability, rate and timing of reconstructive surgery following colectomy for inflammatory bowel disease in Sweden: a population-based cohort study - <i>Caroline Nordenvall (Sweden)</i> • F08: Clinical impact of PET/MR imaging in patients with Crohn's disease undergoing same-day PET/CT - <i>Francesco Selvaggi (Italy)</i> • F09: Rectal cancer risk after colectomy in ulcerative colitis patients - <i>Maie Abdalla (Sweden)</i> • F10: Current practice of in-hospital management of acute colonic diverticulitis: a nation's experience - <i>Faes Seraina (Switzerland)</i> • F11: Incidence and treatment results of perianal and rectovaginal fistulizing Crohn's disease in a population-based cohort - <i>Kevin Göttgens (The Netherlands)</i> • F12: Are the effects of the microbiome on Crohn's perianal fistulae different to luminal Crohn's disease? - <i>Nuha Yassin (UK)</i>
16:00 – 17:00 The Liffey B	<p>ETHICON SATELLITE SYMPOSIUM: Making choices in rectal surgery: open, laparoscopic, trans-anal or robotic?</p> <p> ETHICON PART OF THE <i>Johnson & Johnson</i> FAMILY OF COMPANIES</p> <p>Chair: <i>Dion Morton (UK)</i></p> <ul style="list-style-type: none"> • Open surgery - <i>Per J. Nilsson (Sweden)</i> • Laparoscopic surgery - <i>Yves Panis (France)</i> • Trans-anal surgery - <i>André D'Hoore (Belgium)</i> • Robotic surgery - <i>David Jayne (UK)</i>
16:00 – 17:00 The Liffey A	<p>EDUCATIONAL: THE FUTURE OF COLORECTAL SIMULATED TRAINING</p> <p>Chairs: <i>Ronan Cahill (Ireland), Laurents Stassen (The Netherlands)</i></p> <ul style="list-style-type: none"> • Assessing technical competence for certification in colorectal surgery: the North American experience - <i>Sandra de Montbrun (Canada)</i> • Simulated training: virtual reality - <i>André Chow (USA)</i>

17:00 – 18:00 Auditorium	<p>SYMPOSIUM: COMMON PROBLEMS IN PROCTOLOGY</p> <p>Chairs: <i>Juan Garcia Armengol (Spain), Alexander Herold (Germany)</i></p> <ul style="list-style-type: none"> • Idiopathic anal pain – Roger Robert (France) • Dealing with complications after haemorrhoidal surgery - <i>Pierpaolo Sileri (Italy)</i> • Recurrent pilonidal sinus - <i>Ethem Gecim (Turkey)</i>
17:00 – 18:00 The Liffey A	<p>EDUCATIONAL: BEST PUBLICATIONS OF THE YEAR</p> <p>Presentation and discussion of the last year's 4 best papers and their clinical impact</p> <p>Chair: <i>Neil Mortensen (UK)</i></p> <ul style="list-style-type: none"> • Colon cancer, rectal cancer, benign colonic disease - <i>Yury Shelygin (Russia)</i> • IBD, functional disease, proctology - <i>Guillaume Meurette (France)</i>
18:00 – 18:55 Exhibition Hall	<p>MEDTRONIC SMALL HALL SESSION: Multidisciplinary approach to sacral neuromodulation and best practice procedure standardisation (18:00 – 18:55)</p> <p style="text-align: right;">Medtronic Further Together</p>
18:00 – 19:00 The Liffey A	<p>FREE PAPERS: MISCELLANEOUS</p> <p>Chairs: <i>Aigars Martinsons (Latvia), Evaghelos Xynos (Greece)</i></p> <ul style="list-style-type: none"> • F13: Costs-effectiveness of laparoscopic lavage compared to sigmoidectomy for purulent perforated diverticulitis within the randomised ladies trial - <i>Sandra Vennix (The Netherlands)</i> • F14: Effect of local injection of stem cells on injured anal sphincter: an experimental study - <i>Sabry Mahmoud (Egypt)</i> • F15: The influence of obesity on postoperative outcomes following Hartmann reversal - <i>Andrew Werner (USA)</i> • F16: Diverticulitis and the age factor: does age matter? - <i>Nir Horesh (Israel)</i> • F17: Decreasing leak rate in colorectal surgery using near infra-red (NIR) imaging: a multicentric prospective phase II study - <i>Frederic Ris (Switzerland)</i> • F18: The effects of perioperative non-steroidal anti-inflammatory drugs (NSAIDs) in major gastrointestinal surgery: a multicentre, prospective cohort study - <i>STARSurg Collaborative (Student Audit and Research Collaborative) (UK)</i>
18:00 – 19:00 The Liffey B	<p>FREE PAPERS: NEOPLASIA</p> <p>Chairs: <i>Martina Lemmerer (Austria), Gervasio Salgado (Spain)</i></p> <ul style="list-style-type: none"> • F19: The Stockholm III Trial on different radiotherapy regimens and timing to surgery in patients with rectal cancer: long-term follow up - <i>Johan Erlandsson (Sweden)</i> • F20: Procalcitonin and C-reactive protein as early predictors of anastomotic leakage after low anterior resection - <i>Evgeni Rybakov (Russia)</i> • F21: Waist to hip ratio better predicts oncological short- and long-term outcome after rectal cancer surgery than body mass index - <i>Daniel Leonard (Belgium)</i> • F22: Multicentre pathological review for a novel histological tumour grading system based on quantifying poorly differentiated clusters in colorectal cancer - <i>Hideki Ueno (Japan)</i> • F23: Lymph node ratio is superior to N-stage as a prognostic factor in rectal cancer, irrespective of neo-adjuvant treatments: results from a national cohort study - <i>Jakob Lykke (Denmark)</i> • F24: Favorable long-term outcome of laparoscopic colon cancer surgery: a population based analysis - <i>Stefan Benz (Germany)</i>
18:00 – 19:00 Auditorium	<p>EDUCATIONAL: PATIENT PERSPECTIVES ON STOMA & TRANSPLANTATION</p> <p>Chairs: <i>Richard Brady (UK), Ronan O'Connell (Ireland)</i></p> <ul style="list-style-type: none"> • My five stomas - <i>Christina O'Dwyer (Ireland)</i> • Intestinal transplantation: the surgeon's and patient's perspective - <i>Andrew Butler (UK)</i>
19:00 – 19:30 Auditorium	<p>STUDENT ORAL POSTERS</p> <p>Chairs: <i>Anna Lepistö (Finland), Mikael Machado (Sweden)</i></p> <ul style="list-style-type: none"> • OPO1: The effects of body mass index on complications following major gastrointestinal surgery: a multicentre, prospective, observational cohort study - <i>STARSurg Collaborative (Student Audit and Research Collaborative) (UK)</i> • OPO2: Long term results of artificial bowel sphincter in a single institution: a prospective study - <i>Marlène Antor (France)</i> • OPO3: Anal incontinence: laparoscopic rectopexy allows satisfactory results, about 174 cases - <i>Diane Mege (France)</i> • OPO4: Long-term outcomes of adults with a Malone Antegrade Continence Enema (MACE) for the treatment of constipation or faecal incontinence - <i>Rosel Sturkenboom (The Netherlands)</i> • OPO5: Anal incontinence associated with low anterior resection syndrome. Sacral nerve stimulation: is it efficient? - <i>Diane Mege (France)</i> • OPO6: Abdominal adiposity in African American and non-Hispanic white men with and without colorectal cancer: a case-control study - <i>Sandra Gomez-Perez (USA)</i>

19:00 – 19:30 The Liffey B	<p>ORAL POSTERS: PROCTOLOGY</p> <p>Chairs: <i>Waleed Omar (Egypt), Joao Pimentel (Portugal)</i></p> <ul style="list-style-type: none"> • OP07: Endosonographic variations in thickness of anal sphincters in patients with haemorrhoids and normal population: a new insight into the etiology - <i>Ahmed Farag (Egypt)</i> • OP08: Evaluation of the effect of amniotic membrane graft on wound healing process and decreased complications in patients who have undergone anal fistulotomy - <i>Seyed Vahid Hosseini (Iran)</i> • OP09: Fistulotomy with primary anal sphincter repair is effective for complex fistula-in-ano - <i>Maher A. Abbas (United Arab Emirates)</i> • OP10: Perineal body anatomy as seen in 3D ultrasound of asymptomatic nulliparae - <i>Giulio A. Santoro (United Arab Emirates)</i> • OP11: Overlapping sphincteroplasty: does the number of vaginal deliveries impact the outcome? - <i>Giulio A. Santoro (United Arab Emirates)</i> • OP12: Endoscopic Pilonidal Sinus Treatment (E.P.SiT): a new minimally invasive technique for the treatment of sacrococcygeal pilonidal sinus - <i>Pierpaolo Sileri (Italy)</i>
19:00 – 19:30 The Liffey A	<p>ORAL POSTERS: IBD</p> <p>Chairs: <i>Roland Scherer (Germany), Tryggvi Stefansson (Iceland)</i></p> <ul style="list-style-type: none"> • OP13: Effect of complex surgical interventions on postoperative recurrence in patients with Crohn's disease - <i>Liliana Bordeianou (USA)</i> • OP14: Robot-assisted vs. open ileal pouch-anal anastomosis: a single-centre observational study of short-term outcome - <i>Anders Mark-Christensen (Denmark)</i> • OP15: Nod2 gene variant is a risk factor for post-operative complications in patients with Crohn's disease - <i>Adeline Germain (France)</i> • OP16: Previous episodes of acute diverticulitis as risk factor for recurrence after a successful laparoscopic lavage - <i>Carlos Vaccaro (Argentina)</i> • OP17: Profiling transcriptional signatures associated with the aberrant mucus gel layer in ulcerative colitis - <i>Aine Balfe (Ireland)</i> • OP18: Backwash ileitis not influence the risk of the pouchitis, but can increase the risk of the pouch dysplasia - <i>Tomasz Banasiewicz (Poland)</i>
19:30 – 20:30	ESCP WELCOME RECEPTION - in the Exhibition Area



ESCP Educational Resources are taking a significant step forward!

Did you know that the **European Manual of Medicine/Coloproctology** is available to **ESCP members online within your membership subscription**? This invaluable resource is also undergoing an update, and the second edition will be available from Spring 2016. You can connect to this online resource at no cost within the ESCP Member Area.

What's more, the **ESCP Education Committee** will be progressively developing **ESCP online resources** available at www.escp.eu.com from 2016 onwards, creating direct links from ESCP's own resources to the relevant chapter within the European Manual of Coloproctology book.

THURSDAY 24 SEPTEMBER

07:30 - 08:45
Auditorium

ORAL POSTERS: NEOPLASIA

Chairs: *Pavle Košorok (Slovenia), Alexey Moskalev (Russia)*







- **OP19:** Is the preoperative chemoradiotherapy still a preferred option in current clinical settings? A frequency matching comparison study - *Byung Kwan Park (Republic of Korea)*
- **OP20:** Optimal time interval between neoadjuvant chemoradiotherapy and surgery in rectal cancer patients: a population based study - *Anouk Rombouts (The Netherlands)*
- **OP21:** Increased risk of colorectal cancer after oophorectomy in Sweden 1965-2011 - *Josefin Segelman (Sweden)*
- **OP22:** Long-term outcomes of laparoscopic surgery for colon cancer in a national cohort - *Kjartan Stormark (Norway)*
- **OP23:** Risk factors for anastomotic dehiscence after colon cancer surgery - *Bodil Gessler (Sweden)*
- **OP24:** Does the location of mesorectal disruption have an impact on oncological outcome? - *Emre Sivrikoz (Turkey)*
- **OP25:** Analysis of anastomotic leak in splenic flexure colon cancer. Results of the national prospective Spanish trial ANACO - *Beatriz Arencibia (Spain)*
- **OP26:** Risk factors for anastomotic leak and morbimortality after oncologic left colon resection - *Pablo Granero (Spain)*
- **OP27:** Robotic total mesorectal excision for low and ultralow rectal cancer: short-term postoperative outcomes and mid-term survival - *Giampaolo Formisano (Italy)*
- **OP28:** Defining the optimal perioperative strategy for colorectal cancer resection: a network meta-analysis of 11,516 patient - *Andrew Currie (United Kingdom)*
- **OP29:** Postoperative complications after Hartmann's procedure in rectal cancer: a report from the Swedish colorectal cancer registry (SCRCR) - *Ingvar Sverrisson (Sweden)*
- **OP30:** Laparoscopic wide mesocolic excision and central vascular ligation for carcinoma of the colon - *Anu Ehrlich (Finland)*
- **OP31:** Should protective ileostomies be avoided at the time of proctocolectomy in FAP patients whenever reasonably safe? - *Ralph Schneider (Germany)*
- **OP32:** Non-operative management of rectal cancer: too much hype? - *Sunil Narang (UK)*
- **OP33:** Results of laparoscopic right colectomies, performed by multi and single-port approaches for cancer: prospective randomised trial - *Alexander Zapolskiy (Russia)*

07:30 - 08:45
The Liffey B

ORAL POSTERS: MISCELLANEOUS AND NEOPLASIA

Chairs: *Dragomir Dardanov (Bulgaria), Marek Szczepkowski (Poland)*


- **OP34:** Ischemic colitis: predictive factors of worse prognosis - *Vincenzo Vigorita (Spain)*
- **OP35:** A comparison of results within and parallel to the randomised Ladies trial comparing sigmoidectomy with laparoscopic lavage for the treatment of purulent perforated diverticulitis; does randomisation influence outcomes? - *Sandra Vennix (The Netherlands)*
- **OP36:** Prognostic factors of postoperative mortality after surgical treatment for ischemic colitis - *Lucinda Pérez Domínguez (Spain)*
- **OP37:** Damage control strategy in patients with acute perforated diverticular disease of sigmoid colon - *Maximilian Sohn (Germany)*
- **OP38:** Impact of surgical site infection reduction strategy in colorectal resections - *Simona Giuratrabocchetta (USA)*
- **OP39:** Ileo-anal pouch anastomosis: evolution of practice and post-operative outcomes: monocentric series of 348 patients over a 11 years period - *Thevy Hor (France)*
- **OP40:** Should the superior rectal artery be preserved in laparoscopic sigmoid resection for diverticular disease? - *Maximilian Sohn (Germany)*
- **OP41:** A randomised controlled trial on the use of Coca-Cola Zero® versus water for polyethylene glycol bowel preparation before colonoscopy - *Isaac Seow-En (Singapore)*
- **OP42:** Thirty day mortality for elderly patients having elective colorectal surgery in highly developed countries - *Alexander Engel (Australia)*
- **OP43:** Acute laparoscopic and open sigmoidectomy for perforated diverticulitis; a propensity score-matched cohort - *Sandra Vennix (The Netherlands)*
- **OP44:** Prophylactic negative pressure wound therapy in patients undergoing complex abdominal wall repair - *Fleur de Vries (The Netherlands)*
- **OP45:** Sacral nerve stimulation enhances intestinal epithelial barrier repair in a pig model of TNBS-induced rectal lesion - *Jérémy Brégeon (France)*
- **OP46:** Inter-observer agreement of radiologists assessing the response of rectal cancers after chemoradiation therapy according to MRI tumour regression grading (mrTRG) - *Muhammed Siddiqui (UK)*
- **OP47:** Surgery along the embryological planes for colon cancer: a systematic review of complete mesocolic excision - *Nikolaos Gouvas (Greece)*
- **OP48:** Laparoscopic total mesorectal excision and delayed coloanal anastomosis without stoma for low rectal cancer. Experience learnt from 100 consecutive patients - *Jean-Luc Faucheron (France)*

<p>07:30 – 10:15 The Liffey A</p>	<p>EDUCATIONAL: TRAINEE VIDEO SESSION</p> <p>Standardized step-by-step teaching videos</p> <p>Chairs: <i>Mike Parker (UK), Baljit Singh (UK)</i></p> <ul style="list-style-type: none"> • Left flexure mobilisation: laparoscopic - <i>Paul Neary (Ireland)</i> • Left flexure mobilisation: open - <i>Klaus Weber (Germany)</i> • Surgical approach to fissures - <i>Bruno Roche (Switzerland)</i> • Laparoscopic incisional hernia repair - <i>Bruce Tulloh (UK)</i> • Tips and tricks in ileoanal pouch creation - <i>Antonino Spinelli (Italy)</i> • Tips and tricks in colon pouch creation - <i>Yann Parc (France)</i> • First aid toolkit for anal fistula - <i>David Zimmerman (The Netherlands)</i> • Sphincteroplasty - <i>José Roig (Spain)</i> <p style="text-align: right;"><i>Supported by and educational grant from Ethicon</i></p> 
<p>08:45 – 10:15 Auditorium</p>	<p>NEW TRIALS FORUM</p> <p>Presentation and review of new trials in the ESCP</p> <p>Chair: <i>Dion Morton (UK)</i> Expert Panel: <i>Peter Christensen (Denmark), Søren Laurberg (Denmark), Michele Rubbini (Italy), Carolynne Vaizey (UK)</i></p> <ul style="list-style-type: none"> • New trials presentations: three proposals reviewed by the Expert panel: <ul style="list-style-type: none"> • T01: Adjuvant hyperthermic intraperitoneal chemotherapy (HIPEC) in patients with colon cancer at high risk of peritoneal carcinomatosis; the COLOPEC Dutch randomised multicentre trial - <i>Charlotte Klaver (The Netherlands)</i> • T02: Less Sto.Re.S trial: multicentre randomised controlled trial of trans-anal reinforcement of low rectal anastomosis versus protective ileostomy in the prevention of anastomotic leak after rectal cancer - <i>Donato Altomare (Italy)</i> • T03: Hughes Abdominal Repair Trial (HART) - <i>Rhiannon Harries (United Kingdom)</i> • Guidelines synthesis: Evidence-based guideline recommendations on cytoreductive surgery and HIPEC for peritoneal carcinomatosis of colorectal cancer origin - <i>Pieter Tanis (The Netherlands)</i> • Launch of the ESCP cohort study for 2016 • Trials posters T04-T11 will be available nearby during this session; they will be located in the foyer outside the main auditorium (level 3).
<p>08:45 – 09:45 The Liffey B</p>	<p>ETHICON SATELLITE SYMPOSIUM: Risks and complications in colorectal surgery – impacts on patient outcomes</p>  <p>Chair: <i>Karen Nugent (UK)</i></p> <p>Oncologic:</p> <ul style="list-style-type: none"> • Anastomotic leaks: risks and immediate complications? - <i>Peter-Martin Krarup (Denmark)</i> • Long term oncological results of leaks in colorectal cancer? - <i>Omar Faiz (UK)</i> <p>IBD:</p> <ul style="list-style-type: none"> • Complications in IBD surgery? - <i>Willem Bemelman (The Netherlands)</i>
<p>10:15 – 10:45 Auditorium</p>	<p>THE ABRAHAM COLLES KEYNOTE LECTURE: HIRSCHSPRUNG'S DISEASE AND VARIANTS</p> <p>Chair: <i>Ronan O'Connell (Ireland)</i> Speaker: <i>Prem Puri (Ireland)</i></p>  <p style="text-align: right;"><i>Awarded by Royal College of Surgeons in Ireland</i></p>
<p>10:45 – 11:45 Exhibition Hall</p>	<p>LONG COFFEE BREAK</p>
<p>10:45 – 11:45 The Liffey B</p>	<p>MEDTRONIC SATELLITE SYMPOSIUM: Sacral neuromodulation therapy – advancements in clinical research</p>  <p>Chair: <i>Paul Antoine Lehur (France)</i></p> <ul style="list-style-type: none"> • Mechanism of Action of Sacral Neuromodulation - <i>James Jones (Ireland)</i> • Sacral Neuromodulation and the GI Tract - <i>Michel Neunlist (France)</i> • InterStim, Incontinence and Beyond - <i>Klaus Matzel (Germany)</i>
<p>10:45 – 11:10 Exhibition Hall</p>	<p>KARL STORZ SMALL HALL SESSION: VAAFT – Video assisted anal fistula treatment</p> 
<p>11:20 – 11:45 Exhibition Hall</p>	<p>MEDTRONIC SMALL HALL SESSION: Biological mesh in Complex abdominal Wall Repair: What is Crosslinking and what is the evidence?</p> 

We welcome you to ESCP 2015



FRANKENMAN
International Limited
Innovation · Application · Precision



Advanced Surgical Staplers and
Laparoscopic Access Devices



Meet us on Stand 32

frankenman.hk



CHEX
SURGICAL STAPLERS

DalimsurgNET
a member of the
Frankenman Group

<p>10:45 – 12:45 The Liffey A</p>	<p>EDUCATIONAL: TRAINEE ROUND TABLE SESSION</p> <p>For trainees only: case presentations and table discussion with Experts</p> <p>Chair: <i>Pierpaolo Sileri (Italy)</i></p> <p>Experts: <i>Donato Altomare (Italy), Goran Barisic (Serbia), Dimiti Christoforidis (Switzerland), Alexander Engel (Australia), Ethem Gecim (Turkey), Dieter Hahnloser (Switzerland), Zoran Krivokapic (Serbia), Guillaume Meurette (France), Gabriella Möslein (Germany), Tom Øresland (Norway), Yves Panis (France), Carolynne Vaizey (United Kingdom), Evaghelos Xynox, (Greece), David Zimmerman (The Netherlands)</i></p> <p>Case presentations:</p> <ul style="list-style-type: none"> • Haemorrhoidal disease - <i>Alexander Herold (Germany)</i> • Diverticulitis - <i>Sebastiano Biondo (Spain)</i> <p style="text-align: right;"><i>Coffee will be available at the start of this session</i></p>
<p>11:45 – 13:15 Auditorium</p>	<p>THE SIX BEST AND VISITING FELLOW FREE PAPERS</p> <p>Chairs: <i>Stefan Post (Germany), Yury Shelygin (Russia)</i></p> <p>The Six Best Papers</p> <ul style="list-style-type: none"> • B1: Laparoscopic lavage versus primary resection for acute perforated diverticulitis (SCANDIV): a Scandinavian randomised trial - <i>Johannes K. Schultz (Norway)</i> • B2: Paradoxical impact of ileo-pouch-anal-anastomosis on male and female fertility - <i>Frederik Rønne Pachler (Denmark)</i> • B3: Organ-preservation for clinical complete responders after chemoradiation for rectal cancer: does timing of selection matter? - <i>Milou Martens (The Netherlands)</i> • B4: The risk of secondary tumours in patients treated with radiotherapy for rectal cancer - <i>Anna Martling (Sweden)</i> • B5: Correlation between MRI detected extra-mural vascular invasion in rectal cancer and metastatic disease: a meta-analysis - <i>Muhammed Siddiqui (UK)</i> • B6: Identification of internal and external sphincter progenitor cells as potential tools for tailored cell therapy in faecal incontinence: the first study using the human anal sphincter - <i>Son Il Tae (Republic of Korea)</i> <p>International Visiting Fellow Free Papers</p> <ul style="list-style-type: none"> • ASCRS Visiting Fellow: Surgical site infection following colorectal surgery: in the eye of the beholder? - <i>Traci Hedrick</i> • Korean Visiting Fellow: Factors associated with adequate lymph node harvest in colorectal cancer: the clinical impact of the National Quality Assessment Program and Big Data management - <i>In Kyu Lee</i> • Japanese Visiting Fellow: Randomised controlled trial of high ligation or low ligation in anterior resection of rectal cancer - <i>Kenji Matsuda</i>
<p>13:15 – 14:30</p>	<p>LONG LUNCH/EXHIBITION/ POSTERS/ LUNCHTIME POSTERS</p>
<p>13:15 – 13:55 Exhibition Hall</p>	<p>FISHER & PAYKEL HEALTHCARE SMALL HALL SESSION: Prevention of hypothermia and inflammation improves cancer and long term survival outcomes (13:30 – 13:55)</p> <p style="text-align: right;"></p>
<p>14:05 – 14:30 Exhibition Hall</p>	<p>EDWARDS LIFESCIENCE SMALL HALL SESSION: Do not underestimate the power of fluids nor of team work (14:05 – 14:30)</p> <p style="text-align: right;"></p>
<p>13:30 – 14:30 The Liffey B</p>	<p>FRANKENMAN INTERNATIONAL SATELLITE SYMPOSIUM: The evolution of trans-anal minimally invasive surgery - from reduced port to TAMIS (13:30 – 14:30)</p> <p style="text-align: right;"></p> <p>Chair: <i>Norman Williams (UK)</i></p> <p>Speakers: <i>Yves Panis (France), Sharaf Karim Perdawood (Denmark), Norman Williams (UK)</i></p> <ul style="list-style-type: none"> • Rationale and evolution of new ultra low sphincter saving techniques - <i>Norman Williams (UK)</i> • Reduced Port approach to TME - <i>Yves Panis (France)</i> • TaTME - Trans Anal Total Mesorectal Excision - <i>Sharaf Perdawood (Denmark)</i>
<p>13:15 – 14:30 The Liffey A</p>	<p>EDUCATIONAL: WORKSHOP FOR AUTHORS: HOW TO WRITE A PAPER</p> <p>A Colorectal Disease teaching session</p> <p style="text-align: right;">WILEY</p> <p>Chairs: <i>Anna Martling (Sweden), Des Winter (Ireland)</i></p> <ul style="list-style-type: none"> • How to get research funded - <i>Dion Morton (UK)</i> • How to publish research - <i>John Nicholls (UK)</i> • Critical appraisal of submissions - <i>Neil Mortensen (UK)</i> <p style="text-align: right;"><i>A packed lunch will be available at the start of this session</i></p>
<p>14:30 – 15:30 Auditorium</p>	<p>SYMPOSIUM: PALLIATIVE SURGICAL CARE</p> <p>Chairs: <i>Hartwig Kärner (Norway), Søren Laurberg (Denmark)</i></p> <ul style="list-style-type: none"> • Palliative surgical care: content, credibility and challenges in daily practice - <i>Geoffrey Dunn (USA)</i> • Palliative surgery in colorectal cancer – what is the evidence? - <i>Helgi Kjartan Sigurdsson (Iceland)</i> • Research in palliative care – what can surgeons learn? - <i>Stein Kaasa (Norway)</i>

TOGETHER
WE CAN
IMPROVE
LIVES.

**IMPROVING
OUTCOMES IN
COLORECTAL
PATIENTS.**

**LEARN MORE AT
OUR SCIENTIFIC
SYMPOSIUM**

Improving surgical and
post operative outcomes in
colorectal patients

From up-to-down to
Down-to-up TME: a real need?

Dr. Andrea Muratore, Turino, Italy

Oncological Outcomes after TATME


Dr. Colin Sietses, Ede, Netherlands

Treatment of anal fistulas with
Permacol collagen paste: Final results
of a European, Multi-Center Study

Mr. Pasquale Giordano, London, UK

Date: Thursday, 24th Sept. 2015
Time: 16:40 -17:40
Location: The Liffey B
Convention Centre Dublin
Chair: Prof. Desmond Winter,
Dublin, Ireland

15:30 – 16:00 Auditorium	<p>KEYNOTE LECTURE: IS ROBOTIC SURGERY HYPE, OR THE NEXT BEST THING IN COLORECTAL SURGERY?</p> <p>Chair: <i>Mike Parker (UK)</i> Speaker: <i>Andrea Coratti (Italy)</i></p> <p style="text-align: right;"><i>Supported by Colorectal Disease</i> WILEY</p>
16:00 – 16:25 Exhibition Hall	COFFEE BREAK
16:00 – 16:25 Exhibition Hall	<p>FISHER & PAYKEL HEALTHCARE SMALL HALL SESSION: Reducing the risks of tumour metastasis, SSI's and their associated costs in laparoscopic surgery</p> <p style="text-align: right;">Fisher & Paykel HEALTHCARE</p>
16:00 – 17:15 The Liffey A	<p>EDUCATIONAL: INTERACTIVE TRAINEE WORKSHOP</p> <p>Case presentations</p> <p>Chair: <i>Filippo La Torre (Italy)</i></p> <p>Topics:</p> <ul style="list-style-type: none"> • Rectal bleeding - <i>Klaus Matzel (Germany)</i> • Postoperative sepsis - <i>Dieter Hahnloser (Switzerland)</i> • Acute perianal sepsis - <i>Baljit Singh (UK)</i> <p style="text-align: right;"><i>Coffee will be available at the start of this session</i></p>
16:25 – 16:40 Auditorium	<p>ESCP FELLOWSHIPS UPDATE II</p> <p>2014-15 ESCP Fellowships are supported by educational partners</p> <p>Chairs: <i>Ronan O'Connell (Ireland), Pierpaolo Sileri (Italy)</i></p> <p>Presenters:</p> <ol style="list-style-type: none"> 1. <i>Zaman Mamedli (Russia) visited Universitätsklinikum Erlangen, Germany</i> 2. <i>Nicoletta Sveva Pipitone Federico (Italy) visited Kantonsspital St. Gallen, Switzerland - (video presentation)</i> <p style="text-align: right;">Medtronic ETHICON <small>Further, Together</small> <small>part of the Johnson & Johnson family of companies</small></p>
16:40 – 17:40 Liffey Hall 2	<p>FREE PAPERS: PROCTOLOGY</p> <p>Chairs: <i>Goran Barisic (Serbia), Nir Wasserberg (Israel)</i></p> <ul style="list-style-type: none"> • F25: Role of Magnetic Resonance Imaging (MRI) in fistula-in-ano. A MRI-operation correlation in 229 consecutive patients: can we decide the indications of getting MRI in fistula-in-ano patients? - <i>Pankaj Garg (India)</i> • F26: Optimising diagnosis of haemorrhoidal disease and mucosal prolapse in patients referred for surgery by comparing two settings of work up. A prospective and multicentre study - <i>Corrado Asteria (Italy)</i> • F27: Hemorrhoidal treatment: a national survey of surgeons - <i>Robin van Tol (The Netherlands)</i> • F28: Video Assisted Anal Fistula Treatment (VAAFT) - <i>Piercarlo Meinero (Italy)</i> • F29: Sacral nerve stimulation for faecal incontinence: how long the test-phase should be? - <i>Isabelle Etienney (France)</i> • F30: Unhealed wounds after proctologic operations. What to do? - <i>Alexandr Titov (Russia)</i>
16:40 – 17:40 Auditorium	<p>FREE PAPERS: NEOPLASIA</p> <p>Chairs: <i>Dursun Bugra (Turkey), Karen Nugent (UK)</i></p> <ul style="list-style-type: none"> • F31: What are the specificities of N1c colorectal cancer? A study of 1120 cancers operated on between 2011 and 2014 - <i>Morgane Bouquot (France)</i> • F32: Outcomes in 1000 patients with appendiceal tumours treated in a single specialised centre - <i>Simon A Fallis (UK)</i> • F33: Parastomal hernia prevention through laparoscopic modified Sugarbaker technique with composite mesh (Physiomesh™). A multicentre randomised controlled trial - <i>Xavier Serra-Aracil (Spain)</i> • F34: National survey about practice patterns in presence of complex situations for the management of rectal cancer. Opinions of more than 700 French specialists (surgeon, oncologist, radiologist). An inter-group study (AFC, AGEO, FCVD, FFCD, FRENCH, GERCOR, GRECCAR, SFCD, SFRO, SNFCP, SNFGE) - <i>Jérémie Lefevre (France)</i> • F35: Delay in re-intervention after false negative CT-scan for colorectal anastomotic leakage: a reason for concern - <i>Carla Marres (The Netherlands)</i> • F36: Can raised inflammation-related blood markers following neoadjuvant chemoradiation predict complete pathological response in rectal cancer - <i>Christina Fleming (Ireland)</i>
16:40 – 17:40 The Liffey B	<p>MEDTRONIC SATELLITE SYMPOSIUM: Improving patients' surgical and post-operative outcomes in colorectal procedures</p> <p style="text-align: right;">Medtronic <small>Further, Together</small></p> <p>Chair: <i>Desmond Winter (Ireland)</i></p> <ul style="list-style-type: none"> • From up-to-down to down-to-up TME: a real need? - <i>Andrea Muratore (Italy)</i> • Oncological outcomes after TATM - <i>Colin Sietses (The Netherlands)</i> • Anal fistulas treatment with Permacol collagen paste: final results of a European, multi-center study - <i>Pasquale Giordano (UK)</i>

17:40 – 18:10 Auditorium	ASCRS KEYNOTE LECTURE: POST-OPERATIVE ILEUS: DECREASING THE RISK Chair: <i>Yury Shelygin (Russia)</i> Speaker: <i>Charles Littlejohn (USA)</i>	
18:10 – 18:45 Auditorium	ESCP ANNUAL GENERAL MEETING	
20:00	ESCP DINNER AT TRINITY COLLEGE, UNIVERSITY OF DUBLIN	

FRIDAY 25 SEPTEMBER

08:00 – 09:00 Auditorium	SYMPOSIUM: AIN AND ANAL MALIGNANCY Chairs: <i>Per J Nilsson (Sweden), Lars Pålman (Sweden)</i> <ul style="list-style-type: none"> • Pathological spectrum of anal neoplasia - <i>Marianna Berho (USA)</i> • AIN - <i>Daniel Dindo (Switzerland)</i> • Salvage surgery for anal cancer - <i>Evgeny Rybakov (Russia)</i> 	
08:00 – 08:45 The Liffey B	ORAL POSTERS – FUNCTIONAL Chairs: <i>Dimitri Cristoforidis (Switzerland), Filippo La Torre (Italy)</i> <ul style="list-style-type: none"> • OP49: Hirschsprung's disease: impact on quality of life and social condition at adult age – a comparison with anorectal malformations - <i>Farouk Drissi (France)</i> • OP50: Long-term outcome of constipation treated by sacral neuromodulation - <i>P.T.J. Janssen (The Netherlands)</i> • OP51: Anastomotic colorectal, coloanal or ileoanal stenosis: what is the best treatment? An analysis of 50 consecutive patients undergoing 99 procedures - <i>Axel Kraenzler (France)</i> • OP52: Overall pelvic floor function following open versus laparoscopic TME for rectal cancer - <i>Emanuele Angarano (Italy)</i> • OP53: Total pelvic floor ultrasound and pelvic floor defaecatory dysfunction - <i>Alison Hainsworth (UK)</i> • OP54: MR defecography is poorly predictive for the assessment of pelvic floor symptoms - <i>Lisa Ramage (UK)</i> • OP55: Laparoscopic ventral mesh rectopexy for internal and external rectal prolapse using cross-linked porcine dermal collagen mesh - <i>Pierpaolo Sileri (Italy)</i> • OP56: Is efficacy of sacral nerve stimulation for faecal incontinence dependent on the number of active electrode poles during lead placement? - <i>Jakob Duelund-Jakobsen (Denmark)</i> • OP57: The rectal mucosal paracellular permeability: a biomarker of sacral neuromodulation efficacy in incontinent patients - <i>Guillaume Meurette (France)</i> 	
09:00 – 09:30 Auditorium	KEYNOTE LECTURE: MINIMALLY INVASIVE COMPLETE MESOCOLIC EXCISION Chair: <i>Torbjörn Holm (Sweden)</i> Speaker: <i>Seon-Hahn Kim (South Korea)</i>	Supported by a grant from 
09:30 – 09:45 Auditorium	ESCP HONORARY MEMBER AWARDS	
09:45 – 09:50 Auditorium	ESCP BEST PAPER AWARD AWARDED BY THE BJS SOCIETY Best New Trial Presentation Awards	
09:50 – 10:50 Auditorium	ESCP/EAES SYMPOSIUM: LOCAL EXCISION IN RECTAL CANCER, WHEN AND HOW? Chairs: <i>Emanuele Lezoche (Italy), Stefan Post (Germany)</i> <ul style="list-style-type: none"> • Indications, how far can we go? - <i>Giovanni Romano (Italy)</i> • ESD - <i>Bjorn Rembacken (UK)</i> • TEM, TEO or TAMIS? - <i>Victor Tomulescu (Romania)</i> • EPMP (endoscopic partial mesorectal excision) - <i>Andreas Zerz (Switzerland)</i> 	A jointly organised EAES/ESCP session 
09:50 – 10:50 The Liffey B	SYMPOSIUM: CONTROVERSIES IN CROHN'S DISEASE MANAGEMENT Chairs: <i>Willem Bemelman (The Netherlands), Neil Mortensen (UK)</i> <ul style="list-style-type: none"> • Medical therapy after 'curative' ileocaecal resection: what's new? - <i>Gert Van Assche (Belgium)</i> • New surgical approaches in Crohn's anal and rectovaginal fistulas - <i>Omar Faiz (UK)</i> • New surgical techniques for Crohn's – joint lecture - <i>Willem Bemelman (The Netherlands), André D'Hoore (Belgium)</i> 	An ESCP session developed in collaboration with S-ECCO 

10:50 – 11:15 Exhibition Hall	COFFEE BREAK
10:50 – 11:15 Exhibition Hall	ETHICON SMALL HALL SESSION: Optimising autonomic nerve preservation in rectal surgery: a new approach to laparoscopic TME 
11:15 – 12:00 Auditorium	ORAL POSTERS – PROCTOLOGY AND FUNCTIONAL Chairs: <i>Ole Helmer Sjo (Norway), Piotr Walega (Poland)</i> <ul style="list-style-type: none"> • OP58: Immuno-pathological characterisation of cryptoglandular anal fistulas: new insights towards the etiology? - <i>Francesco Litta (Italy)</i> • OP59: Flap repair with additional autologous platelet-rich plasma for high transsphincteric fistulae: a pilot study - <i>R.S. van Onkelen (The Netherlands)</i> • OP60: Endoscopic pilonidal sinus treatment (EPSiT): a prospective multicentre trial on 250 patients - <i>Marco La Torre (Italy)</i> • OP61: Real time registration with a smartphone app in faecal incontinence - <i>Camilla C. Kjeldsen (Denmark)</i> • OP62: Painful piles are fissures - <i>David Cruttenden-Wood (UK)</i> • OP63: Long-term follow-up after Peranal Stapled Prolapse Resection (PSPR) for rectal prolapse - <i>Wolfgang Wöhrle (Germany)</i> • OP64: Tibial nerve evoked potentials are diminished in a rodent model of post-partum faecal incontinence and restored by sacral neuromodulation - <i>Judith Evers (Ireland)</i> • OP65: The cortical layer location of polysialylated neural cell adhesion molecule (PSA-NCAM) increases in the somatosensory cortex after sacral neuromodulation in a rodent model - <i>Judith Evers (Ireland)</i> • OP66: Bowel dysfunction after laparoscopic rectal cancer resection in patients with anastomotic leakage: a case-matched study of 147 patients - <i>Elisabeth Hain (France)</i>
12:00 – 12:30 Auditorium	KEYNOTE LECTURE: BOWEL PREPARATION FOR COLORECTAL SURGERY REVISITED Chair: <i>Oded Zmora (Israel)</i> Speaker: <i>Yves Panis (France)</i>
12:30 – 13:30 Exhibition Hall	LUNCH/EXHIBITION/ POSTERS/ LUNCHTIME POSTERS
13:30 – 14:30 Auditorium	SYMPOSIUM: ULCERATIVE COLITIS Chairs: <i>Andre D'Hoore (Belgium), Adam Dziki (Poland)</i> <ul style="list-style-type: none"> • Update on pathogenesis and medical treatment - <i>Glen Doherty (Ireland)</i> • Timing of surgery - <i>Goran Barisic (Serbia)</i> • Long-term morbidity and functional outcome - <i>Steven Wexner (USA)</i>
14:30 – 16:00 Auditorium	CONSULTANTS' CORNER Facilitators: <i>Tom Øresland (Norway), Emmanuel Tiret (France)</i> Panel: <i>Sergey Achkasov (Russia), Koutarou Maeda (Japan), Gabriella Möslein (Germany), Béla Teleky (Austria), Claudio Wainstein (Chile), Steven Wexner (USA), Evaghelos Xynos (Greece)</i>
16:00 Auditorium	LUNCHTIME POSTER AWARD
16:02 Auditorium	CLOSING CEREMONY

ESCP Educational Update

Two Hands-On Courses have been added to our programme this year for the first time with financial support from Ethicon who also assisted practically in the provision of equipment and supplies...



Klaus Matzel

ESCP Education
Committee Chair

“ESCP is continuously interested in meeting the needs and expectations of its members. Thus, based on feedback from ESCP members, the “Educational Programme Stream” introduced at the annual meeting in Barcelona last year has been expanded further by the addition of an extra day for teaching practical technical skills with the two new pre-congress “hands-on” workshops on laparoscopy and proctology. You can see details of these courses below.

*The support of our sponsor **Ethicon**, together with **Mater Misericordiae University Hospital** and the **Royal College of Surgeons in Ireland** who kindly hosted, were all instrumental in making this possible”*

Details of both courses are shown below.

Laparoscopic Skills Course held at the Royal College of Surgeons in Ireland



FACULTY: DARA KAVANAGH AND SEAN MARTIN

BASICS OF LAPAROSCOPY

- Basic Principles, set-up, patient position, port placement

LAPAROSCOPIC APPENDICECTOMY

- Didactic talk - tips/tricks/conundrums
- Principles of vascular ligation / division and extraction of appendix

PRACTICAL SESSION: LAPAROSCOPIC APPENDICECTOMY

LAPAROSCOPIC COLORECTAL RESECTION - DIDACTIC TALK

- Patient position
- Medial to lateral vs lateral to medial mobilisation
- Vascular ligation - staple/clip/electrothermal coagulation
- Division of the colon and rectum: intracorporeal vs open-assisted
- Anastomosis: Intracorporeal vs open-assisted; Handsewn vs stapled

PRACTICAL SESSION - LAPAROSCOPIC COLORECTAL RESECTION

Proctology Skills Course held at Mater Misericordiae University Hospital



FACULTY: RONAN CAHILL AND CHRISTOPH ISBERT

SESSION ONE

- Expert video/demonstration and discussion followed by hands-on experience
- Haemorrhoidectomy - the classic Ferguson formal haemorrhoidectomy
- Trans-anal tumor excision - technique not technology
- Fistula surgery - plug and flap
- Sphincteroplasty - cut and repair
- Trans-anal specimen delivery and hand-sewn colonic pouch anal anastomosis

SESSION TWO

- Expert video/demonstration and discussion followed by hands-on experience
- Delorme's procedure
- Altemeier procedure
- STAR procedure

ESCP Fellowships for 2015 – 2016

SUPPORTED BY EDUCATIONAL GRANTS FROM
ETHICON AND MEDTRONIC

ETHICON
PART OF THE Johnson & Johnson FAMILY OF COMPANIES

Medtronic
Further Together

2015 has seen further development of our Fellowships Programme, which now offers a wider variety of formats to provide flexibility and greater opportunity; this re-design followed indications that we got from some National Representatives, that shorter periods to observe would be more accessible for those unable to leave their posts for a longer period. Therefore, our fellowships for 2015-16 will comprise:

- 2 six-months fellowships
- 4 three-months fellowships
- 4 two-week observer-ships
- 12 pre-congress two-day placements

In addition, a further two reciprocal travelling fellowships continue with the American Society of Colon and Rectal Surgeons and with the Japanese Society of Coloproctology.

Says Klaus Matzel “the number of applications was extremely high, and the selection of the best candidates very challenging”. These fellowships have been awarded to take place from late 2015 and into 2016.

ESCP’s first joint Regional Masterclass in April 2015



SUPPORTED BY AN EDUCATIONAL GRANT FROM ETHICON

ETHICON
PART OF THE Johnson & Johnson FAMILY OF COMPANIES

This year ESCP introduced its First Joint Regional Masterclass, which was organised in conjunction with S-ECCO and took place on the first day of the International Congress of the Russian Association of Coloproctology in Moscow this past April. The event was hosted by ESCP President Yury Shelygin, a key player in making the event possible, and a participant in the programme.



Prof Shelygin
ESCP President

Says Prof Shelygin “*the educational standard of this one-day course was extremely high with outstanding lectures from Sergey Achkasov (Russia), Sue Clark (UK), Andre D’Hoore (Belgium), Ailsa Hart (UK), Paulo Kotze (Brazil), Dion Morton (UK), Ronan O’Connell (Ireland), Jordi Rimola (Spain), Igor Khalif (Russia) and Yves Panis (France).*

Mike Parker (UK) facilitated a Consultants’ Corner session which added a very stimulating element to the programme. The Masterclass covered all aspects of IBD multi-disciplinary team approach, including imaging, medical therapy and surgery”.

“Particularly important for overcoming language barriers was simultaneous translation for Russian-speaking attendees, which was provided throughout the congress”.

The First Regional Masterclass was a fantastic initiative for ESCP and tremendously successful. 1386 participants from 28 countries attended the 3-day event. With the success of this event, we hope to make it an annual event, hosted in a different country each year.

Says Klaus Matzel “*the idea of ESCP Master-classes and other regional training workshop activities on a national basis will be pursued further in the years ahead, it is something we very much want to do, starting with an event in the first half of 2016. We are very thankful to Ethicon for their invaluable support during 2015 which made the start of these activities possible”.*

Watch the ESCP website for announcements relating to future events after this year’s annual meeting!

Keynote Speakers



DR ANDREA CORATTI

Dr Andrea Coratti has been a leading and pioneering surgeon in the field of robotic surgery since its inception and he has participated in the development and standardization of many novel robotic procedures. From

November 2007 to March 2014, he was the Chief of the Surgical department and Director of General and Minimally Invasive Surgery Division at the Misericordia Hospital of Grosseto. He is currently the Director of the Division of Robotic Surgery and oncology unit at the Careggi. Dr Coratti has

performed more than 5000 surgical procedures, including 1200 laparoscopic and 650 robot-assisted. His minimally invasive experience includes major hepato-pancreato-biliary, upper gastrointestinal and colorectal procedures. He is currently the Coordinator of the International School of Robotic Surgery in Grosseto, and Professor of Surgery at the School of General Surgery of the University of Florence and University of Siena. His scientific activity includes many scientific publications, invitations as speaker at international surgical congresses, proctoring activity in robotic and laparoscopic surgery.



PROFESSOR CHARLES KNOWLES

Professor Charles Knowles is Professor of Surgical Research at Queen Mary University of London and Consultant Colorectal surgeon at Barts Health NHS Trust. He qualified from the

University of Cambridge and undertook general surgical training and a PhD in London before being awarded a HEFCE clinical senior lectureship (2006-2011). Professor Knowles is Director of the NIHR Enteric Healthcare Technology Cooperative, Co-director of the National Centre for Bowel Research and Surgical Innovation and Chair of the Whitechapel Society for Gastroenterology.

He is research lead to the sections of Neurogastroenterology (British Society of Gastroenterology) and pelvic floor (Association of Coloproctology of Great Britain and Ireland). He has authored over 120 peer reviewed publications. His main clinical interests are the surgical management of benign (degenerative and inflammatory) coloproctological conditions with a focus on the pelvic floor. His main research interests are (1) the evaluation of new technologies for the treatment of chronic GI diseases (especially focusing on neuromodulation); (2) the development of advanced in-vivo and in-vitro GI diagnostics for treatment stratification; and (3) the patho-aetiology and management of gastrointestinal neuromuscular diseases.



PROFESSOR SEON-HAHN KIM

Professor Seon-Hahn Kim is especially interested in minimally invasive colorectal surgery over the past 20 years. He obtained a research fellowship for colorectal laparoscopic surgery at the

Department of Colorectal Surgery of the Cleveland Clinic Foundation, Cleveland, Ohio in 1995-1997 and received the outstanding surgical research fellow award. He has performed more than 2,000 laparoscopic colon and rectal operations, mainly for cancer. He started the robotic rectal cancer resection in late 2007. He developed single-docking fully robotic low anterior resection and performed around 500 cases using this technique. He has done many live robotic and

laparoscopic surgeries demonstrated at various international congresses, and telecasted to overseas hospitals.

Professor Kim is currently the Chair of the Korean Society of Endoscopic and Laparoscopic Surgeons (KSELS, 2014-2016), and the President of the Korean Association of Robotic Surgeons (KAROS, 2013-2015). He is also a visiting professor worldwide, including the National University Hospital in Singapore, the Royal Brisbane Hospital in Australia, the Chinese University of Hong Kong, the National Cheng Gong University in Taiwan, the Kumamoto University in Japan, the Karolinska University in Stockholm, Sweden, and the University of Western Sydney, Australia.



DR CHARLES LITTLEJOHN

Dr Charles E. Littlejohn, is director of colon and rectal surgery at The Stamford Hospital in Stamford, CT. He is also an attending colon and rectal surgeon at Norwalk Hospital in Norwalk, CT, and assistant

clinical professor in the residency program affiliated with Columbia University in New York, NY. A board-certified physician through the American Board of Colon and Rectal Surgery, Dr. Littlejohn received his medical degree from Dartmouth Medical School and completed residencies in general surgery at the University of Rochester and UMDNJ Rutgers Medical School. He also completed a fellowship in colon and rectal surgery at Robert Wood Medical Center in New Brunswick, NJ.

Dr. Littlejohn has held numerous local and national leadership positions throughout his esteemed career in colon and rectal surgery, including his present term as president of The American Society of Colon and Rectal Surgeons and past positions as president of the Connecticut Chapter of the American College of Surgeons (ACS), chair of the ACS Committee on Young Surgeons, founding chair for the young surgeons for ASCRS, councilor of the Connecticut State Medical Society, president of the New York Society of Colon and Rectal Surgeons, among many other positions and memberships. His many awards include "Top Docs" honors from Connecticut Magazine and NY Magazine, the AMA Leadership Award, and Stamford Hospital's Physician Recognition Award.



PROFESSOR YVES PANIS

Yves Panis is the head of the Department of Colorectal Surgery at Beaujon Hospital in Clichy, since 2007, France and a Professor of Digestive Surgery at Université Paris VII, since 1997. His areas of

clinical interest include laparoscopic colorectal surgery with special interest in IBD surgery (in

particular IPAA in Crohn's disease, laparoscopy for IBD patients, rectovaginal fistula), rectal cancer (low rectal cancer management, local excision after radiochemotherapy, and laparoscopic intersphincteric resection), short bowel syndrome (segmental reversal of the small bowel), and radiation enteritis. An active member of ESCP for many years, Prof. Panis is the current ESCP National Representative for France.



PROFESSOR PREM PURI

Professor Prem Puri is the Newman Clinical Research Professor at the UCD School of Medicine and Medical Science, and President of the National Children's Research Centre at Our Lady's Children's Hospital.

He is currently the President of the World Federation of Associations of Paediatric Surgeons (WOFAPS) Foundation. He is Past President of the WOFAPS, and Past President of the European Paediatric Surgeons Association (EUPSA). He is Editor-in-Chief of Paediatric Surgery International, and also on the Editorial Board of several other journals. He is Secretary of the International Board of Paediatric Surgical Research. Professor Puri is Honorary Fellow of a number of prestigious medical and scientific societies, including the American Surgical Association (ASA), American Academy of Paediatrics, American Paediatric Surgical

Association, Japanese Association of Paediatric Surgeons, and also Argentinean, Austrian, Canadian, Czech, Croatian, Cuban, Indian, South African and Ukrainian paediatric surgical associations.

Professor Puri is known internationally for his research into underlying mechanisms causing birth defects, and innovative treatments, which have benefited children all over the world. He is a multi-award-winning researcher whose previous awards include People of the Year Award in Ireland and the prestigious Denis Browne Gold Medal by the British Association of Paediatric Surgeons and the Rehbein Medal by the European Paediatric Surgeons Association for outstanding contribution to paediatric surgery. He has been a visiting professor to many leading universities all over the world, and invited speaker to numerous international scientific meetings. He has published 10 books, 127 chapters in textbooks and over 600 articles in peer-reviewed journals.

Congress Information

About Meeting Sessions

The official Congress language is English.

Food and drink: Please note that no food or drink is permitted inside the Auditorium on level 3. You may take coffee in disposable cups with lids into other auditoria and meeting rooms on level 1. Please use the recycling bins available on every level. Water machines are also available on levels 1 and 3.

Questions: sessions may vary as to whether questions are invited at the end of all presentations or after each speaker. Chairpersons will direct you and audience microphones will be located at fixed points in each hall. Please make your way to the nearest microphone and wait for the Chair to take your question.

App

ESCP has a new app this year, we hope you will see a great improvement on last year's and find it helpful. If you elected through online registration to receive this programme but also want to use the app, please refer to the Pocket Programme or go to the Registration Desk where you can scan the QR code linking you to the download page.

Abstract / Poster Information

Abstracts are published as a supplement to the September issue of *Colorectal Disease* which is available to all delegates as part of the registration fee if selected in online registration. Abstracts have been evaluated by the Programme Committee based on merit; they are presented at the meeting in the following ways:

Category	Location
Best of the Six Best Papers presentations:	Main auditorium (level 3) on Thursday from 11:45 - 13:15*
Free Papers & Oral Poster presentations:**	The Liffey B and The Liffey A (level 1) from Wednesday to Friday. Reminder: oral posters also have a poster board (<i>as introduced in 2014</i>)
Lunchtime Poster Boards	In the exhibition area
Oral Poster Boards	In the exhibition area
Trials Poster Boards	Outside the Auditorium on level 3
All other Poster Boards (IBD, Functional Disorders, Proctology, Neoplasia & Miscellaneous)	In the foyer areas of levels 1, 3 and 4

* ESCP would like to thank the BJS Society for kindly donating the prize for the winner of this session, which will be presented by BJS Society Secretary Ronan O'Connell on Friday morning in the Auditorium. In addition, as part of the ESCP/ASCRS reciprocal Travelling Fellow programme, the winner of this year's Six Best Papers will be eligible to travel to the ASCRS meeting in 2016 to present their paper at that meeting.

** The Proctology free papers session on Thursday at 16:40 - 17:40 will take place in Liffey Hall 2.

ESCP will award a prize for the best Lunchtime Poster which will be presented on Friday afternoon.


Poster locations and access to set up/remove:

posters may be put up between **10:00 – 17:00 on Wednesday**; please check-in at the Poster Check-In desk located near to the main registration desk (ground floor). You will be given a ticket which confirms your poster location, along with a supply of sticky materials to use to hang your poster.

Lunchtime and Oral Posters must be removed by 14:30 on Friday, immediately after the lunch break. All other posters on levels 1, 3 and 4 may be taken down between 14:30 – 16:30 on Friday afternoon. Any posters remaining after this time will be disposed of.

LUNCHTIME POSTER COMMITTEE

Ethem Gecim - Co-Chair
Kaspars Snippe - Co-Chair
Liliana Bordeianou
Dursun Bugra
Dimitri Christoforidis
Daniel Dindo
Ismail Gögenur
Dieter Hahnloser
Filippo La Torre
Guillaume Meurette
Yann Parc
Marek Szczepkowski



The CCD at night

Speaker /Presentation Check In Information

The Presentation Check-In room is on Level 1 in Liffey Meeting Room 2B.

There will be facilities to check your presentation and make any last minute changes if you wish. Presentation Check-in will be open at the following times:

	Open from	Closed at
TUESDAY 22 SEPTEMBER	16:00	19:00
WEDNESDAY 23 SEPTEMBER	09:00	18:00
THURSDAY 24 SEPTEMBER	07:00	18:00
FRIDAY 25 SEPTEMBER	07:00	12:00

Please ensure you check in your presentation at **least 2 hours ahead** of your presentation time. **Please note that it will not be possible to use your own laptop during your presentation.**

WEBCASTING OF PRESENTATIONS

It is intended again this year that all presentations will be available on the ESCP website after the meeting. All speakers have been requested to sign and return a permission form; if you have not done so, we kindly ask that you sign the sheet at presentation check-in.

Accommodation

If you have booked your hotel through MCI, ESCP's official accommodation agent, and you need any assistance or advice about getting there, please contact us at the Information Desk, located in the registration area on the ground floor.

Badges And Tickets

Delegates are asked to wear name badges at all times during the Congress.

Badges for the Welcome Reception on Wednesday:

this is not a ticketed event but **all attendees are required to wear a name badge** for this event. Badges for additional attendees purchased online will be provided in your delegate wallet at registration. If you need to buy additional badges (€30) please come to see us at Registration.

Catering

The registration fee includes:

Sandwich lunch on Wednesday

Coffee breaks from Wednesday morning to Friday afternoon

Welcome reception on Wednesday

Fork buffet lunch on Thursday and Friday

All refreshments will be served in the exhibition area, other than on Wednesday morning and Friday afternoon coffee breaks.

CCD Accessibility

The CCD is committed to ensuring that all of visitors are able to get around the venue easily. If you have any queries or need assistance during your visit, please contact any member of staff, who will be happy to help.

CPD

The programme has been accredited by the Royal College of Surgeons of England; points have been awarded based on educational hours attended as follows:

Laparoscopic Skills Course - 6 points

Proctology Skills Course - 6 points

Ultrasound Seminar - 3 points

Wednesday 23 September - 6 points maximum

Thursday 24 September - 6 points maximum

Friday 25 September - 6 points maximum

Delegate Feedback / Certificates Of Attendance

Certificates of attendance may only be obtained after completing online delegate feedback. This can be done either at the congress or after the event.

Please note that the certificate will be emailed to the email address that you used when you registered.

Computers will be available in the main registration area to complete feedback. When completed, a certificate of attendance will then be emailed to you after the meeting (you can partially complete the form and return to it if you wish). Alternatively if you prefer to complete this after the congress, a link will be emailed to you; it will also be available on the ESCP website after the meeting, accessible with the email address that you used for registration.

We regret that we cannot supply Certificates of Attendance at Registration.

Your Data / QR Codes

QR codes are provided so that companies can more easily capture delegate data when you visit their stand. The QR code will be printed on the reverse side of your name badge, enabling you to volunteer to provide this if you are happy to do so. ESCP represents a significant investment for companies exhibiting, and your cooperation in this regard will be greatly appreciated.

Internet Access

An internet café is available in the centre of the exhibition area; please limit your time to 10 minutes in fairness to other delegates.

In addition, free WiFi is available to all delegates for use on your own device.

Thursday Educational Session Catering

Coffee will be available in the Liffey A for those sessions that take place in parallel to the main coffee break (morning and afternoon). In addition, a boxed lunch will be available for those attending the Authors' Workshop at lunchtime on Thursday.

Ultrasound Course:

**Wednesday 23 September
(08:00 - 11:30)**



The Ultrasound Course is again kindly supported by B-K Ultrasound; it takes place in The Liffey A (level 1) at CCD. Early coffee is available to delegates within the Ultrasound registration fee, together with a mid-morning coffee break.

ESCP Executive Committee

President (2014 – 2015)

Yury Shelygin

President Elect (President 2015 – 2016)

Stefan Post

President in Waiting

Emmanuel Tired

Immediate Past President

Ronan O'Connell

Secretary

Eloy Espin Basany

Treasurer/Chair Corporate Liaison Committee

Paul Antoine Lehur

Journal Representative

Peter Dawson

External Affairs

Committee Chair

Per J Nilsson

UEMS Representative/ Education Committee Chair

Klaus Matzel

Guidelines Committee Chair (*ad hoc*)

Carolynne Vaizey

Membership Committee Chair

Ethem Gecim

Programme Committee Chair

Donato Altomare

Assistant Programme Committee Chair

Anna Martling

Research Committee Chair

Dion Morton

Website Committee Chair

Julius Orhalmi

UEGF Representatives

UEGF Education Committee Representative

Najib Haboubi

UEGF Scientific Committee Representative

Willem Bemelman

UEGF General Assembly Representatives

Giovanni Romano / Najib Haboubi

PROGRAMME COMMITTEE

Donato Altomare (*Chair*)

Anna Martling (*Chair elect*)

André D'Hoore

Eloy Espin Basany (*ex officio / Secretary*)

Mark Katory (*ESCP Website Committee liaison*)

Zoran Krivokapic

Ronan O'Connell

Dainius Pavalkis

Stefan Post (*ex-officio ESCP President Elect*)

Giovanni Romano

Thomas Schiedeck

Yury Shelygin (*ex-officio ESCP President*)

Emmanuel Tired

Samson Tou

Evaghelos Xynos

RESEARCH COMMITTEE

Dion Morton (*Chair*)

Donato Altomare

Willem Bemelman

Peter Christensen (*Research Committee Secretary & ESCP Website Committee liaison*)

André D'Hoore

Søren Laurberg

Tom Pinkney

Michele Rubbini (*ESCP representative to Colorectal Disease Editorial Board*)

Eric Rullier

Carolynne Vaizey

EDUCATION AND TRAINING COMMITTEE

Klaus Matzel (*Chair*)

Richard Brady

Eloy Espin Basany (*ex officio/ESCP Secretary*)

Katherine Gash

Dieter Hahnloser

Filippo la Torre

Ronan O'Connell

Harald Rosen

Pierpaolo Sileri

Baljit Singh

David Zimmerman

EXTERNAL RELATIONS COMMITTEE

Per J Nilsson (*Chair*)

Eloy Espin Basany (*ex officio/ESCP Secretary*)

Ronan O'Connell

Stefan Post

Yury Shelygin

Emmanuel Tired

ESCP GUIDELINES WORKING GROUP

Carolynne Vaizey (*Chair*)

Willem Bemelman (*Netherlands*)

Klaus Matzel (*Germany*)

Per J. Nilsson (*Sweden*)

WEBSITE COMMITTEE*

Julius Orhalmi (*Chair*)

Eloy Espin Basany (*ex-officio ESCP Secretary*)

Richard Brady (*Education Committee Representative*)

David Zimmerman (*Education Committee Representative*)

Mikael Machado (*Membership Committee Representative*)

Mark Katory (*Programme Committee Representative*)

Peter Christensen (*Research Committee Representative*)

CORPORATE LIAISON GROUP

Paul-Antoine Lehur (*Chair*)

Michel Adamina

Willem Bemelman

Per J. Nilsson

Mike Parker

MEMBERSHIP COMMITTEE

Ethem Gecim (*Chair*)

Regional Representatives

East Region: Kaspars Snippe, Marek Szczepkowski

Central Region: Filippo La Torre, Marc Duinslaeger

West Region: João Pimentel, Mikael Machado

ESCP TRUSTEES

Central region: Jean Claude Givel, Torbjörn Hölm, Giovanni Romano (*Chair*)

East Region: Tom Scheinin, Algimantas Tamelis, Adam Dziki

West Region: Sebastiano Biondo, Julio Leite, Mike Parker

NOMINATIONS WORKING GROUP

Ronan O'Connell (*Chair / ESCP Immediate Past President 2014-15*)

Marc Duinslaeger (*Western Regional Rep*)

Eloy Espin Basany (*ESCP Secretary*)

Ethem Gecim (*Membership Committee Chair*)

Mikael Machado (*Central Regional Rep*)

Per Nilsson (*External Relations Committee Chair*)

Giovanni Romano (*Trustees Chair*)

Kaspars Snipe (*Eastern Regional Rep*)

General Information

Banks

Opening hours are generally Monday to Friday from 10:00 to 16:00, with later opening on Thursday when banks close at 17:00.

Currency

The official currency used in Ireland is the Euro (€).

Medical And Safety Information

The emergency number to dial in Ireland in the event that an ambulance is needed is 112

FIRST AID AT CCD:

Throughout the event, qualified medical staff will be on duty. If you require first aid assistance please contact a member of the CCD host team or CCD Security, who will dispatch a qualified Occupational First Aider to deal with the incident. Alternatively, please contact us at Registration and we will contact them for you.

EMERGENCIES AND EVACUATION PROCEDURE:

An automatic fire detection and warning system (smoke / heat detection); together with an automatic fire suppression system is installed throughout the venue. In any emergency situation, contact CCD Security directly via internal extension 4999, on external number +353 1 8184999 or speak to a member of the CCD staff team. That way the services can be correctly directed to the incident to ensure it is dealt with promptly and safely. Please do not contact the emergency services directly.

If circumstances make it necessary to leave the building, an evacuation message will be broadcast. Please follow the instructions of the CCD Fire Marshals including CCD Security, Hosts and CCD venue staff. For your own safety, everyone must leave the building by the nearest exit and gather at the Assembly Point, which is located along the river at North Wall Quay. Information will also be given regarding arrangements for returning into the building by the Officers in Charge of the incident.

Medical Centres and Pharmacies near to The CCD

THE NEAREST MEDICAL CENTRES TO CCD ARE:

Custom House Square Medical Centre

2 Gandon House, Mayor Street Lower, IFSC
Dublin 1

Tel: +353 (0) 1 829 0902

Tel: +353 (0) 1 829 0906

www.custommedical.ie/

Opening Hours

Monday to Friday: 07:00 - 19:00

Saturday: 10:00 - 14:00

Hanover Medical

1 Forbes Street, Sir John Rogerson's Quay
Dublin 2

Tel: +353 (0) 1 678 6086

Tel: +353 (0) 1 670 6020

www.hanovermedical.ie/

Opening Hours

Monday to Thursday: 08:00 - 19:00

Friday: 08:00 - 15:00

THE NEAREST PHARMACIES TO CCD ARE:

Remedi Pharmacy

Unit 8, Custom House Square, IFSC
Dublin

Opening Hours: 08:00 - 20:00

Gallery Quay Pharmacy

Unit G6, Pearse St
Dublin 2

Opening Hours: 08:30 - 19:00

List of Delegates

A full list of delegates will be displayed at the meeting, available from late on Wednesday once the majority of delegates have registered.

ESCP Membership Enquiries

A membership enquiry and general information desk will be available during registration open hours. It will be located beside the New Registrations Desk in the foyer/entrance area, and a representative of the Secretariat will be there to assist. If you are unsure about your current membership status, or have encountered any difficulty with the website, please come and visit us and we will be pleased to help. A current ESCP list of members will be available at the desk.

EBSQ Examinations

The timetable for the EBSQ examinations has changed this year. Details and venues are as follows:

Written examination

Date/time	Friday 25 September at 16:30
Location	CCD on Level 1 in The Liffey B

Individual oral examinations

Date/time	Saturday 26 September from 08:30
Location	St Vincent's University Hospital, Elm Park, Dublin 4 Tel: +353 1 221 4000

For further information, please contact:

European Board of Surgery Qualification (EBSQ)
EBSQ Coloproctology
Rue de l'Industrie, 24
1040 Brussels, BELGIUM

E-mail: office@uemssurg.org

Web: www.uemssurg.org

Tel: +32 (0)2 649 51 64

Fax: +32 (0)2 640 37 30

Lost Property

If you have lost anything at CCD, please contact us at Registration and we will try to assist. Should you find any lost property, please bring it to Registration.

Messages

An un-staffed message board is available to delegates, located near to the Registration Desks; you may leave message for delegates there if you wish, but we cannot guarantee delivery.

Membership auto-renewals for 2016

Many members will be aware of the challenges we have had over recent years. Development within the website to create this functionality is almost complete; subject to successful testing, we hope that most members' subscription will automatically renew (subject to card details being current at that time). We will update you further on this towards the end of this year.



UNITED EUROPEAN
GASTROENTEROLOGY

ueg week

new horizons, fresh ideas

Barcelona, Spain
October 24-28, 2015 / Venue: Fira de Barcelona

- 14,000 Participants
- Postgraduate Teaching
- Live Endoscopy
- Interactive Symposia
- Therapy Updates
- Advances in Clinical GI & Hepatology
- Translational/Basic Science
- Guidelines in Clinical Practice
- Original Research

- Poster Exhibition
- E-Poster Gallery
- Posters in the Spotlight
- Video Case Session
- Round Table Discussions
- ESGE Learning Centre
- ESGENA Conference
- Ultrasound Learning Centre

Find out more, visit www.ueg.eu/week

Evening Events

Welcome Drinks At CCD

Wednesday 23 September

Time: 19:30 – 20:30

Cost: Included for delegates, €30 for additional tickets

All delegates are invited to attend this event which is included in the registration fee. Additional tickets may be purchased online if you wish to bring a guest. The event will take place in the exhibition area following the close of conference sessions. Delegates are then free to make their own arrangements for dinner after the reception. A list of recommended restaurants in Dublin can be obtained from the Information Desk.

Dinner At Trinity College

Thursday 24 September

Time: 20:00 – please be at the College promptly

Cost: €110

If you haven't purchased a ticket but would like to join us at this splendid venue, please ask at Registration no later than Wednesday 23 September at 17:00. A few tickets may be available until this time.

Trinity College is part of the University of Dublin, founded in 1592 by Queen Elizabeth 1. It is one of the seven ancient universities of Britain and Ireland as well as Ireland's oldest university. We will dine in the magnificent 18th century Dining Hall, taking good care to keep formalities at a low level! This is an evening to enjoy wonderful surroundings in the company of good friends, we look forward to seeing you there!

Transport is not included and we ask that you make your own way to and from Trinity College.

Dietary requirements: if you have any dietary requirements that were not notified as part of your registration record, please advise Registration immediately.

LOCATION AND WALKING DIRECTIONS FROM CCD TO TRINITY:

Trinity College Dublin
College Green
Dublin 2
Tel: +353 1 896 1000

Directions from CCD: turn right along North Wall Quay toward Samuel Beckett Bridge, continue onto Custom House Quay until you reach Talbot Memorial Bridge. Cross the river and turn right along George's Quay towards O'Connell Bridge. Turn left on to D'Olier Street and then veer right on to College Street. The main entrance to Trinity College is on the left, on College Green. Once on campus, continue straight across Parliament Square and then look left, where you will see the entrance to the Dining Hall (under the blue clock).



Getting around Dublin

Getting to CCD from Dublin city centre

Dublin is a relatively compact city and it is possible to walk from St Stephen's Green in the heart of the city to the CCD in 30 minutes. You can also reach the CCD by bus (using the 33X, 142 or 747 bus alighting at North Wall Quay, Convention Centre) and by the Luas Red Line tram, alighting at the Mayor Square or Spencer Dock tram stop.

Taxis: official (licensed) Dublin taxis display a large yellow and blue roof-sign and door signage. The illuminated roof light indicates that it's available for hire. A 15 minute journey will cost from €10.00, dependent on the time of day and traffic conditions. Licensed taxis must charge you the amount displayed on the meter; rates will be displayed inside the cab. Only a few taxis have facilities for credit/debit card transactions.

Public Transport: the city has an excellent public transport network across bus and tram routes. Further up to date information about Dublin's public transport services can be found at www.dublinbus.ie/en and www.luas.ie.

If you are intending to use public transport it is well worth obtaining a 'Leap Card' which can be used across buses, trams and trains. It can be loaded for pay-as-you-go travel or you can purchase unlimited travel for 72 hours, the advantage being that you don't have to carry a pocket full of change! Further information is available at www.leapcard.ie.

Buses: there's also a clean and efficient bus service. Most buses go to and from the city centre, with less radial services. As Dublin has no central bus station, most buses stop in central areas including O'Connell Street, Dame Street, and Nassau Street. Buses require the correct change and do not accept Euro notes or provide change. Tell the driver where you want to go and they will be able to tell you the fare.

Trams (Luas): in Dublin this service is called 'Luas' and trams can be spotted around the city - they are silver and travel at about the same speed as a car. Dublin's tram system operates on two lines (the Red Line and the Green Line) and it can be a great way to get around the city. Single or return journey tickets can be purchased and the journey must be completed within 90 minutes of purchasing the ticket.



Fellowships

Supported by educational grants from



2014 - 2015 Report

ESCP offered nine 3-month fellowship opportunities between August 2014 and June 2015, each worth €8,000 and eight of these were taken up. ESCP would like to express their sincere thanks to **Ethicon** and **Medtronic**, each company supported three fellows and ESCP supported three too. These fellowships were awarded to:

First Name	Country	Host Center	Dates
Aranzazu Calero Lillo	Spain	Oxford University Hospitals, United Kingdom	Oct - Dec 2015
Niels Komen	Belgium	Maastricht University Hospital, The Netherlands	Aug - Oct 2015
Anvar Makhmudov	Belarus	Leicester General Hospital, United Kingdom	Jan - Apr 2015
Zaman Mamedli	Russia	Universitätsklinikum Erlangen, Germany	Jan - Apr 2015
Nicoletta Pipitone Federico	Italy	Kantonsspital St.Gallen, Switzerland	Jan - Apr 2015
Sebastian Smolarek	Ireland	University of Rome Tor Vergatta, Italy	Jan - Apr 2015
Cristi Tarta	Romania	University Hospital, Aarhus, Denmark	Jan - Apr 2015
Andrea Warwick	UK	University Hospital, Aarhus, Denmark	May - Jul 2015

HERE ARE REPORTS FROM SOME FELLOWS ON THEIR EXPERIENCE:



Anvar Makhmudov

From: Medical Academy of Postgraduate Education, Belarus

Visited: Leicester General Hospital, United Kingdom under the direction of Mr Sanjay Chaudri

I was honored to be selected for the three month fellowship from ESCP from January to April 2015. It was a unique opportunity to get acquainted with advanced colorectal surgery in the UK. I saw many colorectal operations and procedures at Leicester General Hospital (LGH) - some for the first time. Among them were robotic colorectal surgery, certain types of abdominal wall reconstruction for giant postoperative and parastomal hernias.

LGH has extensive experience in the treatment of inflammatory bowel diseases, colon and rectal cancer. Most of the operations are performed laparoscopically, which was the main focus of my fellowship. I also had an opportunity to see an enhanced recovery program and day-case surgery. Besides colorectal operations, I was able to track the tactics for advanced colon cancer, including liver resection for metastatic lesions.

With the support of my supervisor and Cook Medical company, represented by Paul Boden and Helene Falconer, I also attended a course 'Component Separation for Abdominal Wall Reconstruction' in Cambridge. It was very useful to learn about AWR, and in particular training on cadavers.

In addition, I had the honor to visit the Queen Alexandra Hospital in Portsmouth at the invitation of Professor Amjad Parvaiz. He shared with me their experience of treatment and answered many of my questions. During these couple of days I was able to assist him in the laparoscopic resection of the colon and see the robotic colon resection. I want to thank Professor Parvaiz for this opportunity.

During my fellowship, I got acquainted with English culture, and visited wonderful cities such as London, Edinburgh, York, and Birmingham. During my visit, I was well supported by my supervisor Dr Sanjay Chaudhri. It was a wonderful time, with great benefit for my professional growth. I am very grateful to ESCP, my supervisor Sanjay Chaudhri and all those who helped and supported me during this fellowship.



Zaman Mamedli

From: N.N.Blokhin Russian Cancer Research Center, Russia

Visited: Universitätsklinikum Erlangen, Germany under the direction of Prof Werner Hohenberger

I spent three months from January to March 2015 in Erlangen University clinic hosted by Professor Hohenberger. It was an excellent opportunity and I am very grateful to ESCP and the Fellowship sponsor companies for their support. This fellowship broadened my knowledge in the field of abdominal surgery, colorectal surgery especially. Professor Werner Hohenberger is a great surgeon and teacher and I am very thankful to him for sharing his experience with me.

During my visit, I observed and participated in many surgeries, especially gastrointestinal cancer cases. Professor Hohenberger is a follower of the “Erlangen style” of surgery and the best performer in my opinion. His surgical technique is excellent, and despite being very busy with everyday routine work, he always found time to explain or discuss matters with me.

I also visited the department of coloproctology under Prof. Klaus Matzel. The department sees a huge number of patients with benign colorectal disease every day and I had the chance to observe, learn and get hands-on experience in a wide variety of colorectal surgical diseases. The experience I gained helps me in my daily practice now.

In addition to the heavy clinical practice, we found time to start a collaborative research project in rectal cancer patients who had complete clinical response. A comprehensive database was set up and investigation is ongoing. I do hope that we will get optimistic results in the next 2-3 years, and they will be published and presented at future ESCP meetings.

I really enjoyed the time I spent at the Erlangen Clinic and I would like to thank ESCP for this opportunity. Receiving this fellowship made a huge contribution to my colorectal surgery career. This experience is very important to my work, professional improvement and future life. I would like to thank all staff in the department of visceral surgery at Erlangen who helped me so much; special thanks to secretaries Kristina Wolf and Petra Burbach-Magassa for their kind assistance and their help in organising my stay. My sincere gratitude also to my department for allowing me to leave for three months.



Nicoletta Pipitone Federico

From: Ospedale Santa Croce di Cuneo, Italy

Visited: Kantonsspital St.Gallen, Switzerland, under the direction of Dr Lukas Marti

Thanks to ESCP, I had this great opportunity to spend three months at the unit of coloproctology at Kantonsspital St. Gallen, directed by Dr. Lukas Marti. From day one, the whole team proved to be helpful, open to dialogue and discussion, and had a high level of preparation and great teaching skills.

I directly took part in all surgical activity at the operating theatre, both for oncological and functional colorectal elective surgery. I assisted with open and laparoscopic colorectal resections, TME down to up, colpo-sacro-rectopexy according to the ‘D’Hoore’ procedure; helping or operating as principal surgeon for proctological interventions (haemorrhoidectomy with ligasure, Longo hemorrhoidopexy, anal fissure surgery, STARR with PPH or TRANSTARR, treatment of perianal abscesses and fistula in ano, placement of sacral neuromodulators) I also witnessed the first anal magnetic sphincter implantation in Switzerland!

I also had the opportunity to participate in emergency surgical procedures such as colorectal resection for perforated diverticulitis, strangulated mesohernias, abscesses and fistulas in ano. Parallel to surgical activity in the operating theatre, I followed the outpatients’ consultations for colorectal and proctological diseases 3 days a week, and the interdisciplinary outpatient consultations dedicated to anal skin abnormalities (i.e. condylomata, anal intraepithelial neoplasia, follow-up on HIV-positive MSM) on Monday morning. Collaborating with Dr. Christine Maurus, I could improve my knowledge on faecal incontinence treatment with peripheral tibial nerve stimulation (PTNS), writing a manuscript is still in progress.

I therefore had three really intense months, rich in training, which allowed me to develop considerably from a professional point of view. I sincerely thank all the team and in particular Dr. Marti and Dr. Maurus, who patiently supported me daily with my coloproctological training.



Sebastian Smolarek

From: Connolly Hospital,
Blanchardstown, Ireland

Visited: University of Rome
Tor Vergata, Italy under the
direction of Prof Pierpaolo Sileri

I was fortunate enough to be granted this prestigious ESCP Fellowship in 2015. I spent three months from January to March 2015 at the Department of Abdominal Surgery in Policlinico Rome Tor Vergata, hosted by Professor Pierpaolo Sileri.

My primary intention for choosing this institution was to focus on laparoscopic colorectal surgery, colorectal oncology as well as the treatment of pelvic floor dysfunction. Policlinico Rome Tor Vergata is one of the most modern University Hospitals in Italy, with state-of-the-art medical equipment. The university hospital is well-equipped with diagnostic and therapeutic vanguard structures and is considered a flagship hospital at both national and international levels. The colorectal department, run by Prof Pierpaolo Sileri, is a part of the "General Surgical Department A" and performs approximately 1300 major colorectal procedures per year, most of them laparoscopically. The Colorectal department in Tor Vergata is a tertiary referral centre for the treatment of pelvic floor dysfunction, particularly obstruction-defecation syndromes, as well as being a regional referral centre for colorectal cancer.

During my fellowship, I followed several laparoscopic ventral mesh rectopexies, as well as STARR procedures for rectal prolapse. I definitely plan to utilise these procedures in my future clinical practice. I also learned a new technique for the laparoscopic mobilisation of the left colon, for anterior rectal resections, as well as a new method for creating a laparoscopic coloanal anastomosis.

Prof Pierpaolo Sileri ranks among one of the most experienced surgeons in the treatment of deep pelvic endometriosis in Italy. During my fellowship, I was involved in the management of patients with deep pelvic endometriosis, as a part of multidisciplinary team involving colorectal and gynaecological surgeons.

Apart from the great "hands on experience" during my fellowship, I also had a great opportunity to expand my academic skills. I was very honoured to take part in the academic course within the department and collaborate with multiple research

projects. Some of them will be presented in the ESCP meeting in Dublin, as well as two further articles that are awaiting publication.

In summary, I had an outstanding and educational time in Rome. This Fellowship will be an exceptional addition to my surgical training and it will definitely influence and boost my own practice. I want to thank the ESCP and sponsors for this great fellowship, and I particularly would like to express my gratitude to Prof Pierpaolo Sileri and Prof Luana Franceschilli, as well as the whole colorectal team, who made my stay both educational and enriching.



Cristi Tarta

From: University of Pharmacy
and Medicine "Victor Babes"
Timisoara, Romania

Visited: University Hospital,
Aarhus, Denmark under the
direction Prof Søren Laurberg

I would like to express my gratitude to ESCP for providing me with a great opportunity and surgical experience in the Colorectal Division of the Aarhus University Hospital for three months, from January to March 2015, hosted by Professor Søren Laurberg and his impressive team. Receiving this fellowship lead to a giant step forward for my surgical career.

The Colorectal Division of Aarhus University Hospital is a highly specialized unit as their fields of interests are only a few: advanced colorectal cancer, rectal malignant and benign diseases, complex proctologic procedures and retroperitoneal sarcomas.

My main objective during this fellowship was to observe different aspects of colorectal surgery in order to improve my skills and utilize them back at home.

During the three months, I had the chance to observe, learn and get hands-on experience in a wide variety of colorectal surgical diseases. I was actively involved in robotic surgeries, and began training with robotic devices. I also observed and participated in methods (many for the first time) for the treatment of colorectal cancer, such as procedures for advanced colorectal cancer, HIPEC procedure, APR with different flaps or mesh reconstruction techniques. Minimally invasive surgery was an everyday practice at Aarhus and the surgeons were very skilled in these techniques, laparoscopic and trans-anal procedures.

The proctology department at Aarhus Hospital was involved in many research projects, and many difficult cases from nearby hospitals were referred here. I had the chance to participate in anal sphincter reconstruction, rectal prolapse and SNS (Sacral Nerve Stimulation) device placement, treatment of anal fistula with stem fat cells injections. The meetings inside the department were very intense and provided me with a lot of information.



Andrea Warwick

From: Royal Devon and Exeter Hospital, UK

Visited: University Hospital, Aarhus, Denmark under the direction Prof Søren Laurberg

From April to July 2015 I had the privilege to visit the Coloproctology unit at Aarhus University Hospital under the auspices of Professor Søren Laurberg and Dr Knud Thygesen. The department of anal physiology is a high volume, academically orientated tertiary referral unit for complex proctology, pelvic floor and functional disorders, run by Dr Lilli Lundby and Professor Peter Christensen, and these conditions were my primary focus. The unit is internationally renowned and I was delighted to be offered the opportunity to spend 3 months as part of the team. I gained immeasurably from the experience.

I was integrated in to the unit, experienced a broad range of conditions and was exposed to several innovative procedures and techniques. I was taught to perform endoanal USS and manometry and was given extensive opportunity to practice. I experienced the management of difficult functional problems including in patients with neurogenic bowel dysfunction. I saw how conservative techniques employed meticulously can be used with excellent effect. For those with intractable problems I had the opportunity to perform the laparoscopic Malone procedure, insert Chait catheters and was given tips to manage these patients after their procedures. I was involved in surgery for faecal incontinence, including sphincter repair, SNS and Gatekeeper; I assisted and performed surgery for complex and recurrent fistula including pioneering stem cell treatment, LIFT, and fistulectomy with primary reconstruction.

I paid particular attention to how well run and organised the unit is, with a view to emulating this in the future. The patients are treated with an exceptionally high standard of care, in a streamlined, multidisciplinary, evidence based fashion. The nursing staff within the unit are highly specialised practitioners and took the time to share their experience and knowledge with me. Particular thanks must go to Margit, Anette and Lotte. Thank you for making me so welcome.

Although my primary focus was on proctology and functional disorders I was also welcomed by other members of the colorectal team. I had the opportunity to assist in robotic surgery and I had unlimited access to a robotic simulator. I assisted in surgery for advanced and recurrent cancer, HIPEC, trans-anal proctectomy, trans-anal TME, and an S2 sacrectomy.

I was actively involved in research projects undertaken in the department and in particular undertook a project assessing functional rehabilitation after cancer treatment that I hope to publish later this year.

The unit has inspired me in innumerable ways. I thoroughly enjoyed spending time in an innovative, evidence based (and also exceptionally friendly!) unit. I am overwhelmingly grateful for the teaching, discussions and hospitality that I was shown, and I'd like to particularly thank Dr Knud Thygesen, Dr Lilli Lundby, and Professor Peter Christensen, but also Helene, Irene, Mette, Henrik, Kenn, Peter, Jacob and all the others that I can't mention personally! The 3 months that I spent in Aarhus will radically change my future practice and should be of great benefit to the patients that I treat in the future. Thank you ESCP!

Fellowships

Supported by educational grants from

Medtronic
Further, Together

ETHICON
PART OF THE Johnson & Johnson FAMILY OF COMPANIES



2015 – 2016 Awards

We are delighted to announce a change in our Fellowship opportunities for the forthcoming year 2015/2016.

The ESCP Education Committee has initiated three distinctive types of Fellowships from 2015/16 for the first time, these comprise 2-4 week Observerships, three-month Fellowships and six-month Fellowships.

ESCP would like to thank again both Medtronic and Ethicon for their agreement to continue their support.

These Fellowships were awarded during Summer 2015, to:

Three Month Fellows		
Name	Country	Will visit
Jelena Petrovic	Serbia	University Hospital Geneva, Switzerland
Edgar Furnee	The Netherlands	University of Rome, Italy
Mia Kim	Germany	University Hospital Nantes, France
Manol Sokolov	Bulgaria	Kantonsspital St Gallen, Switzerland

Observerships		
Name	Country	Will visit
Gabriele Böhm	Germany	University of Aarhus, Denmark
Christian Buchli	Sweden	UZ Leuven, Belgium
Zhanlong Shen	China	St Mark's Hospital, United Kingdom
Elroy Patrick Weledji	Cameroon	Kantonsspital St Gallen, Switzerland

Six Month Fellowships: the two successful candidates will be decided after an interview process taking place at ESCP Dublin and will be available on the ESCP website after the meeting.

ESCP Pre-Congress Placements Update

Supported by educational grants from



Since 2008, ESCP have arranged short visits to Centres that are local to the annual conference, with full support from Covidien who provided an educational grant to cover travel expenses and local accommodation. These grants have enabled young surgeons to get a glimpse of operations in another Centre/Country. This year, through the kind collaboration of hosts in Ireland, it has been possible to extend these opportunities to a total of 12 placements, again supported by Covidien (now Medtronic) and they have been awarded to:

Name	From	Will Visit
Jean Baptise Cornille	State Scientific Centre of Coloproctology, Russia	Beaumont Hospital (Dublin)
Muhammad Imran Aslam	Northampton General Hospital, United Kingdom	Beaumont Hospital (Dublin)
Nikola Henderson	Ninewells Hospital and Medical School, United Kingdom	Mercy University Hospital (Cork)
Diederik Meylemans	Jessa Hospital Hasselt, Belgium	Mercy University Hospital (Cork)
Petra Marsh	Medway Maritime Hospital, United Kingdom	St James's Hospital (Dublin)
Nerea Borda Arrizabalaga	Donostia University Hospital, Spain	St James's Hospital (Dublin)
Gabriële van Ramhorst	VU Medical Center, The Netherlands	St. Vincent's University Hospital (Dublin)
Alexander Zapolskiy	State Scientific Centre of Coloproctology, Russia	St. Vincent's University Hospital (Dublin)
Nasra Alam	Royal Devon & Exeter Hospital, United Kingdom	University College Hospital, (Galway)
Karl Kodeda	Sahlgrenska University Hospital, Sweden	University College Hospital (Galway)
Manish Chand	Royal County Hampshire Hospital, United Kingdom	University College Hospital (Limerick)
Sunil Narang	Exeter Surgical Health Services Research Unit (HeSRU), Royal Devon and Exeter Hospital, United Kingdom	University College Hospital (Limerick)

Exhibitors A-Z

DIAMOND SPONSOR



Stand 33



Ethicon Endo-Surgery (Europe) GmbH

Hummelsbuetteler Steindamm 71
Norderstedt 22851
Germany
Tel: +49 40 5297 3200
E: media-infos@its.jnj.com
Web: www.ethicon.com

Ethicon offers a leading range of innovative products, platforms and technologies that are used in a wide variety of minimally invasive and open surgical procedures. Specialties include support for treatment of colorectal and thoracic conditions, women's health conditions, hernias, cancer and obesity.

DIAMOND SPONSOR



Stand 32



Frankenman International Limited

Contact: Sangeeta Dale
No. 9 Wing Hong Street
Kowloon, Suite 1107 No. 9 Wing Hong Street
Hong Kong
Tel: +852 3106 3035
Fax: 85235850519
E: info@frankenman.hk
Web: www.frankenman.hk

Frankenman International Ltd. is a leading manufacturer of surgical stapling devices. Our Chex™ range of instruments are well established in Europe and across the globe. Our vision guides our management - "When you put patients' health first, remarkable things happen".

DIAMOND SPONSOR



Stand 25



Medtronic

Contact: Nathalie Courtine
Route de Molliau 31
Tolochenaz 1131
Switzerland
Tel: +41 79 593 20 15
E: nathalie.courtine@medtronic.com
Web: www.medtronic.eu

As a global leader in medical technology, services and solutions, Medtronic improves the lives and health of millions of people each year. We use our deep clinical, therapeutic, and economic expertise to address the complex challenges faced by healthcare systems today. Let's take healthcare Further, Together. Learn more at Medtronic.com.

Stand 51

Acelity™



Contact: Tamara Corbett
2050 Orchard Avenue, Citywest Business Campus
Co. Dublin D24 X897, Ireland
Tel: +353 86 3864442 / Fax: +353 1 421 3901
E: euroevents@acelity.com
Web: www.acelity.com

Acelity is a global wound care and regenerative medicine company committed to advancing the science of healing and restoring people's lives through cutting-edge therapies. Please visit Acelity.com

Stand 13A

AMS, Women's Health



Contact: Carey Melin
13200 Pioneer Trail
Suite 100, Eden Prairie MN 55347, USA
Tel: +1 952 930 6304
E: Carey.melin@ammd.com

American Medical Systems (AMS) is a supplier of medical devices and procedures to treat incontinence, pelvic organ prolapse and other pelvic disorders in women.

Stand 29

A.M.I GmbH



Contact: Maureen List
IM Letten 1, Feldkirch 6800
Austria
Tel: +43 522 905050 / Fax: +43 552 90505 4006
E: info@ami.at
Web: www.ami.at

A.M.I. is an Austrian based company developing innovative instruments and surgical solutions for treatment of haemorrhoids, faecal incontinence and other common afflictions. We help you to improve quality of life for your patients.

Stand 2

Angiologica B.M S.r.l



Contact: Anna Manca
Via Giovanni XXIII, 4
San Martino Siccomario (PV) 27028, Italy
Tel: +39 0382 556616 / Fax: +39 0382 556 191
E: info@angiologica.com
Web: www.angiologica.com

Angiologica produces devices for hernia/incontinence treatment and the HemorPex System (HPS), a device for the surgical treatment of the haemorrhoidal disease through dearterializing hemorrhoidopexy.

Stand 34**Applied Medical Europe**

Contact: Albana Lici / Tsvetelina Kimova
 Wiekenweg 21, Amersfoort, 3815 KL, The Netherlands
 Tel: 0800-0200144
 E: info-ne@appliedmedical.com
 Web: www.appliedmedical.com

Applied Medical is well recognized for enabling colorectal surgery by providing breakthrough technologies and comprehensive educational workshops. Technologies include the GelPOINT® path trans-anal access platform, Voyant® intelligent energy system, GelPOINT® advanced access platform, Alexis® wound protector/retractor, and Kii® advanced abdominal access products. To learn more about Applied Medical, please visit us at our booth or www.appliedmedical.com.

Stand 38**B. Braun**

Contact: Dr M. Eugènia Grandes-Vilaclara
 Carretera de Terrassa, 121
 Rubí (Barcelona) 08191, Spain
 Tel: +34 616 92 72 05
 E: maria_eugenia.grandes@bbraun.com
 Web: www.bbraun.com

B. Braun is one of the world's leading healthcare suppliers offering innovative and high quality products and services for hospitals and medical practices. The Aesculap Division, with competence in the operating room for 147 years, focuses on products and services for all of the core processes in surgery, including also solutions in the field of vacuum therapy for internal use to manage anastomotic leakages in the colorectal area.

Stand 7**Biolitec Technology GMBH**

Contact: Endrik Groenhoff
 Otto Schott, Straße 15, Jena 07745, Germany
 Tel: +49 (228) 97 967 39 / Fax: +49 (228) 97 967 99
 E: endrik.groenhoff@biolitec.de
 Web: www.biolitec.de

biolitec AG is a supplier of medical lasers featuring treatments in the fields of proctology, ENT, gynecology, thoracic surgery as well as varicose veins.

Stand 50**BK Ultrasound**

Contact: Lena Bjerregaard Andersen
 Mileparken 34, Herlev 2730, Denmark
 Tel: +45 4452 8100 / Fax: +45 4452 8199
 E: info@bkultrasound.com
 Web: www.bkultrasound.com

BK Ultrasound, world leaders in colorectal ultrasound. Premium performance flex Focus ultrasound systems + unique high-resolution 3D transducers = colorectal images with uncompromised image quality.

Stand 55**Cogentix Medical**

Contact: Frank van Dijk
 Hofkamp 2, DC Geleen 6161
 The Netherlands
 Tel: 0031 46 423 79 20 / Fax: 0031 46 423 79 22
 E: Moria.balseca@cogentixmedical.com
 Web: www.cogentixmedical.com

Products include Urgent® PC Neuromodulation System; EndoSheath® Endoscopy Systems and Macroplastique® bulking agent. Cogentix Medical is a trading name for Uroplasty BV and Uroplasty LTD.

Stand 6**Compusurge®**

Contact: Eric SARRAZIN
 75, route de Lyons
 Rouen 76000, France
 Tel: +33 9 51 60 68 90 / Fax: +33 9 56 60 68 90
 E: contact@compusurge.com
 Web: www.compusurge.com

COMPUSURGE® develops the first all-in-one software for analyses in surgery, allowing surgeons, professional societies and industrials to easily create and share studies in the surgical field.

Stand 28**Cook Medical**

Contact:
 O'Halloran Road, National Technology Park
 Limerick, Ireland
 Tel: +353 61 334440 / Fax: +353 61 239420
 Web: www.cookmedical.com

In 1963, Bill Cook, worked with a surgeon to launch minimally invasive medicine. Now we continue his vision worldwide, through educational programmes like Cook Vista and through technology like Biodesign and Zenapro Our goal is to deliver devices that give the best outcomes to surgeons, hospitals, and patients.

Stand 12**Deltex Medical**

Contact: Andy Mears
 Terminus Road, Chichester
 West Sussex PO19 8TX, UK
 Tel: +44(0)1243 774 837 / Fax: +44(0)1243 532 534
 E: internationalsales@deltexmedical.com
 Web: www.deltexmedical.com

Deltex Medical's Oesophageal Doppler Monitor (ODM+) is the only haemodynamic monitor that has been peer reviewed and recommended for use within enhanced recovery protocols.

Stand 8**Dendrite Clinical Systems**

Contact: Martin Twycross
 The Hub, Station Road
 Henley-on-Thames, Oxfordshire
 RG9 2BA, UK
 Tel: +44 (0) 1491 411 288 / Fax: +44 (0) 1491 411 399
 E: info@e-dendrite.com
 Web: www.e-dendrite.com

Dendrite Clinical Systems is a specialist supplier of clinical databases, analysis software and consultancy services for hospitals, national and international registries.

Stand 19**Exact Sciences Europe Limited**

Contact: Sarah Field
 Burns House, Harlands Road, Haywards Heath
 West Sussex RH16 1PG, UK
 Tel: 0800 820 3055 / 01444 810800
 Fax: 01444 810806
 E: sfield@exactsciences.com
 Web: www.cologuardtest.co.uk

Cologuard is a non-invasive test for colorectal cancer that analyzes stool DNA and blood biomarker. Proven to find 92% of cancers in average risk patients.

Stand 35**Dyna Mesh by FEG Textiltechnik**

Contact: Sandra Roos
 Prager Ring 70, Aachen 52070, Germany
 Tel: 0049-241-1892374-41
 E: S.Roos@Dyna-Mesh.com
 Web: www.dyna-mesh.com

DynaMesh® are the world's leading products in textile human implants made of PVDF (Polyvinylidene fluoride). DynaMesh® is developed and produced in Germany.

Stand 17**Fisher & Paykel Healthcare Ltd**

Contact: Liane Elderfield
 16 Cordwallis Park, Clivemont Road
 Maidenhead, Berkshire, SL6 7BU, UK
 Tel: +44 (0) 1628 678 407 / Fax: +44 (0) 1628 626 146
 E: liane.elderfield@fphcare.co.uk
 Web: www.fphcare.co.uk

Fisher and Paykel Healthcare prevent unnecessary cellular damage by protecting tissue during laparoscopic and open surgery with warm humidified CO2 using the F&P HumiGard™ System.

Stand 9**Edwards Lifesciences**

Contact: David Naylor / Magali Ducret
 Rte Etraz 70, 1260 Nyon
 Switzerland
 Tel: +41 22 787 4300
 E: Magali_ducret@edwards.com
 Web: www.edwards.com/eu/ESR

Edwards Lifesciences is dedicated to providing evidence-based medicine programs such as the Enhanced Surgical Recovery Program that facilitates the implementation and compliance of protocolized care in the OR in order to reduce post-surgical complications.

Stand 10**Golden Stapler Surgical Co., Ltd.**

Contact: James Fang
 Building 7A, Jiangsu Wujin Sci -Tech Pioneer Park,
 256 Mingxin Zhong Road, Hutang Town, Wujing District
 Changzhou, Jiangsu Province, China
 Tel: +86 519 85172266 / Fax: +86 519 85172299
 E: James.fang@goldenstapler.com
 Web: www.goldenstapler.com

Golden Stapler Surgical Co. Ltd dedicates to provide optimal surgical products worldwide. The company currently offers various surgical staplers with superior quality. Clinically approved using-friendly internal hemorrhoids staplers as one of our premium products are able to perform both PPH & STARR procedures with surgeons' extreme satisfactory.

Stand 30**ERBE Elektromedizin GmbH**

Contact: Birgit Sandhoefner
 Waldhoernlestrasse 17
 72072 Tübingen, Germany
 Tel: +49 7071 755 0 / Fax: +49 7071 755 179
 E: info@erbe-med.com
 Web: www.erbe-med.com

The product range of ERBE Elektromedizin GmbH comprises OR systems for electrosurgery, vessel sealing, argon plasma coagulation, cryosurgery and waterjet surgery.

Stand 56**Grena Ltd**

Contact: Marc Moneaux
 1000 Great West Road, Brentford
 London TW8 9HH, UK
 Tel: +44 203 287 3955 / Fax: +44 208 263 5510
 E: marc@grena.co.uk
 Web: www.grena.co.uk

Grena Ltd is the innovative manufacturer of disposable medical devices. With the central focus on patients' safety and users' comfort we offer cost-effective quality products.

Stand 4**IA (the ileostomy and internal pouch Support Group)**

Contact: Anne Demick
 Peverill House, 1-5 Mill Road
 Ballyclare BT39 9DR
 Tel: 028 9334 4043 / Fax: 028 9332 4606
 E: info@iasupport.org
 Web: www.iasupport.org

IA is a national charity run by and for people with ileostomies and ileoanal pouches offering support to enable a full and active life following colorectal surgery.

Stand 11**Incision**

Contact: Erik-Jan Vlieger (CEO)
 Overschiestraat 184, 1062 XK Amsterdam
 The Netherlands
 Tel: +31 6 553 92678
 E: vlieger@incisiongroup.com
 Web: www.incisiongroup.com

Incision offers an online learning environment for surgeons.. Once source for practice and complete explanation of a surgical procedure, including (3D) filmclips for maximal understanding.

Stand 41**Inomed Medizintechnik GmbH**

Contact: Mr. Srinath Berthold
 Im Hausgruen 29
 Emmendingen 79312
 Germany
 Tel: +49 7 641 941 4783 / Fax: +49 7 641 941 494
 E: s.berthold@inomed.com
 Web: www.inomed.com

inomed presents the patented pIOM-technology for pelvic intraoperative neuromonitoring, which is used to identify and monitor the complex autonomic nerve structures in the minor pelvis.

Stand 27**Intuitive Surgical**

Contact: Vanessa Burgener
 Chemin des Mûriers 1
 Aubonne 1170
 Switzerland
 Tel: +41 21 821 20 64 / +41 79 360 2390
 E: Vanessa.burgener@intusurg.com
 Web: www.intuitivesurgical.com

Intuitive Surgical is the global leader in the rapidly and innovative emerging field of robotic-assisted minimally invasive surgery.

Stand 36**Karl Storz GmbH & Co. KG**

Contact: Verena Schittek
 Mittelstr. 8
 Tuttlingen 78532
 Germany
 Tel: +49 (0)7461 708 8744 / Fax: +49 (0)7461 708 377
 E: Verena.Schitte@karlstorz.com
 Web: www.karlstorz.com

KARL STORZ is one of the world's leading suppliers of endoscopes for all fields of application and is well-known for its innovative and high-quality products.

Stand 1**Koring AG**

Contact: Renate Maeder
 Hochbergerstrasse 60 C
 BASEL CH-4057
 Tel: +41 79 103 72 72 / Fax: +41 32 365 13 55
 E: maeder@koring.ch
 Web: www.koring.ch

How to prevent parastomal hernia: the Swiss solution designed for patients and surgeons.

Stand 18**Lagis Enterprise Co., Ltd.**

Contact: Yvonne Lin
 No.29, Gong 1st Rd.
 Dajia, Taichung
 43767, (R.O.C.)
 Taiwan
 Tel: +886-4-26820767 / Fax: +886-4-26820766
 E: yvonnelin@lagis.com.tw
 Web: www.lagis.com.tw

LAGIS EndoSurgical is caring professionals and committed to improving the well-being of patients around the world. We dedicated to innovative minimally invasive surgical instruments.

Stand 13B**Mederi Therapeutics Inc.**

Contact: Sheila Doyle
 800 Connecticut Ave
 Norwalk CT 06854
 USA
 Tel: +1 203 930 9900
 E: sdoyle@mederi-inc.com
 Web: www.secca-therapy.com

Secca is a safe, effective and minimally invasive procedure that bridges the treatment gap between conservative therapies and invasive surgery or implants for bowel incontinence. The RF energy delivered in Secca has been shown to increase smooth muscle fibers in the IAS - thereby improving strength and structure of the tissue.

Stand 20**Novadaq**

Contact: Dr Matthias Reif
 Sperberhorst 6, Hamburg 22459, Germany
 Tel: +49 40 538 798 22
 E: intlcustomerservice@novadaq.com
 Web: www.novadaq.com

Enabling surgeons with clinically-relevant, innovative fluorescence imaging solutions to enhance the lives of patients and their surgeons, while reducing health care costs, is Novadaq's mission.

Stand 47**Oceana Therapeutics Ltd**

Contact: Aoife Ryan
 Suite 602, Q House, 76 Furze Road, Sandyford Industrial Est., Sandyford, Dublin 18, Ireland
 Tel: +353 1 2930153 / Fax: +353 1 2930166
 E: Aoife.ryan@salix.com
 Web: www.oceanathera.com

Oceana Therapeutics Ltd is a specialty company with a core technology of injectable co-polymer gels which provide durable tissue enhancement. Solesta™ is for the treatment of faecal incontinence. Clinical trials using Solesta™ has shown an efficacy of 66% and an 82% increase in quality of life. These results combined with longevity data of 3 years make Solesta™ an optimum choice for the treatment of FI and passive leakage. Solesta™ is the only injectable gel with FDA approval indicated for the treatment of FI and has RCT data to show its effectiveness. Solesta™ is comprised of hyaluronic acid with a suspension of dextranomer microspheres, this result in a biocompatible gel with proven safety data.

Stand 39**Olympus Medical**

Contact: John Crooks
 KeyMed House, Stock Road Southend-on-Sea SS2 6QH, UK
 Tel: +44 (0) 1702 616333 / Fax: +44 (0) 1702 465677
 E: John.crooks@olympus.co.uk
 Web: www.olympus.co.uk

Olympus is a leading manufacturer of innovative optical and digital equipment as well as integrated theatre solutions and unique electro-surgical devices.

Stand 30**Richard Wolf GmbH**

Contact: Benjamin Seidenspinner
 Pforzheimer Str. 32, Knittlingen 75438 Germany
 Tel: +49 7043 350 / Fax: +49 7043 354 300
 E: benjamin.seidenspinner@richard-wolf.com
 Web: www.richard-wolf.com

Richard Wolf is a world leading manufacturer of endoscopic instruments and electronic equipment designing the future of endoscopic surgery. Quality Made in Germany.

Stand 3**Sapi Med S.P.A**

Contact: Paola Oddenino
 Via della Chimica, 6
 Alessandria, Z.I.D3 15121, Italy
 Tel: +39 0131 348 109 / Fax: +39 0131 348 383
 E: info@sapimed.com
 Web: www.sapimed.com

Sapi Med product range consist of diagnostic and therapeutic disposable devices easy to handle, simple to use and orientated towards an advanced conception of proctology.

Stand 15**Smith & Nephew Medical Ltd**

Contact: Maricel Pamely
 101 Hessle Road, Hull HU3 2BN
 United Kingdom
 Tel: +44 1482 225 181
 E: Maricel.pamely@smith-nephew.com
 Web: www.smith-nephew.com

Smith & Nephew is a diversified advanced medical technology business that supports healthcare professionals in more than 100 countries to improve the quality of life for their patients.

Stand 5**St Mark's Academic Institute**

Contact: Hannah Glen
 Level 5X, Waterford Road, Harrow
 Middlesex HA1 3UJ
 UK
 Tel: 020 8235 4043 / Fax: 020 8235 4039
 E: hannah.glen@nhs.net
 Web: www.stmarkshospital.org.uk

St Mark's Academic Institute is dedicated to the continuing discovery and development of scientific knowledge and clinical skills applied to intestinal and colorectal disorders. We offer programs of postgraduate education in Intestinal and Colorectal Diseases, and a large and varied amount of on line education is available from our website.

Stand 31**Stryker European Operations B.V.**

Contact: Sabine Vonbank
 Herikerbergweg 110
 Amsterdam Zuidoost, 1101 CM
 The Netherlands
 Tel: +43 1 813 2000 - 11
 Fax: +43 1 813 1616
 E: sabine.vonbank@stryker.com
 Web: www.stryker.com

Stryker is one of the world's leading medical technology companies and together with our customers, we are driven to make healthcare better.

Stand 46



Teleflex

IDA Business and Technology Park,
Garrycastle, Dublin Road
Athlone, Co Westmeath, Ireland
Tel: +353 (0) 9 06 46 08 00 / Fax: +535 (0) 14 37 07 73
E: orders.intl@teleflex.com
Web: www.teleflex.com

Teleflex is proud to showcase its percutaneous surgical system – MiniLap®, a range of 2.3mm instruments percutaneously inserted into the abdomen using an integrated needle tip.

Stand 24



THD

Via Industria 1, Correggio 42015, Italy
Tel: +39 0522 634311
E: thdinternational@thdlab.com
Web: www.thdlab.com

THD produces biomedical devices for the colorectal and laparoscopic surgeon and dietary supplements for the prevention of several colorectal disorders. The THD Doppler procedure for haemorrhoid treatment, the THD GateKeeper procedure for the treatment of fecal incontinence together with a wide range of surgical and diagnostic products are successfully used in over 60 countries.

Stand 54



Ultroid UK Ltd

Contact: Patrick Heiningger
7 Shilton Road, Burford OX18 4PA
Tel: +44 (0)786 796 0716
E: Patrickheiningger@btinternet.com
Web: <https://piles-relief.com>

New haemorrhoid treatment: Ultroid is introducing an outpatient treatment to Europe which removes all four grades of haemorrhoids with the lowest risk of complications. The procedure requires no prep, is fast, simple and usually painless, and the patient resumes normal activities immediately.

Stand Café Plaza



Wiley

9600 Garsington Road, Oxford OX4 2DQ
United Kingdom
Web: www.onlinelibrary.wiley.com

Wiley is a leading global publisher of scientific and scholarly research, and publishes the journal Colorectal Disease on behalf of the Association of Coloproctology of Great Britain and Ireland. The Journal is affiliated to the European Society Coloproctology.

Stand 37



Wisepress Medical Bookshop

25 High Path
London SW19 2JL, UK
Tel: +44 20 8715 1812
E: Marketing@wisepress.com
Web: www.wisepress.com

Wisepress.com, Europe's leading conference bookseller, has a complete range of books and journals relevant to the themes of the meeting. Follow us on Twitter @WisepressBooks

FÁILTE IRELAND DELEGATE RESEARCH SURVEY

ESCP have agreed that in recognition of the National Tourism Development Authority's support for the marketing costs of this year's event, they may carry out a short survey among overseas visitors who have travelled to Ireland on business. The Authority have commissioned Ipsos MRBI, one of Ireland's leading market research and opinion polling companies.

During the meeting, an Ipsos MRBI representative may request your participation in this research, which will involve completing a short questionnaire on-line at a time that best suits you after you return home.

If you are willing to participate in this study, you will only be required to provide your email address or business card for the survey to be sent to you when you return home.

The information gathered as part of this research will only be analysed in a summarised basis and will assist Fáilte Ireland in its strategic and practical support to develop and sustain Ireland as a high-quality and competitive business destination. Importantly, the contact details you provide to Ipsos MRBI will only be used for the purposes of sending you the on-line questionnaire.

At any given moment...

...people from all walks of life could be diagnosed with one of the world's leading causes of death.*

We are helping surgeons take action to fight cancer.

ETHICON
PART OF THE *Johnson & Johnson* FAMILY OF COMPANIES

Shaping
the future
of surgery

*World Health Organization, Cancer Fact Sheet no297, Updated February 2015.
<http://www.who.int/mediacentre/factsheets/fs297/en/>. Retrieved 11 August 2015

EMEA-15-0316 ©2015 Ethicon Endo-Surgery (Europe) GmbH.