

**ELEVENTH
SCIENTIFIC &
ANNUAL MEETING**

Milan

28-30 SEPTEMBER
2016

FINAL PROGRAMME

Search the app store for **ESCP Milan** / Join the conversation at **#escp2016**



SUPPORTED BY DIAMOND SPONSORS

ETHICON
PART OF THE *Johnson & Johnson* FAMILY OF COMPANIES

 **FRANKENMAN**

Medtronic
Further. Together

VISIT WWW.ESCP.EU.COM/ESCP-2016 FOR FURTHER INFORMATION
TO SCAN THE QR CODE AND ACCESS THE ESCP APP, PLEASE LOOK IN THE POCKET PROGRAMME

We welcome you to ESCP 2016



FRANKENMAN

Innovation · Application · Precision



The **ONLY** Compact Circular Stapler with
Extended Anvil Shaft designed specifically
for Ultra-Low Anterior Resection and TaTME



We look forward to welcoming you
to our satellite symposia

frankenman.com

ESCP 2016, Milan

On behalf of the European Society of Coloproctology (ESCP), we welcome you to our 11th ESCP Scientific Meeting.

We are delighted to be here in Milan, and must begin by expressing our gratitude to our Turkish friends who facilitated and understood the reasons for our need to change venue. Our colleagues in Milan have supported us incredibly well, particularly Paola di Nardi and Antonino Spinelli. Professor Di Nardi kindly made arrangements for the 8th Ultrasound Seminar to take place on Wednesday at the San Raffaele Hospital.

Our programme is, as usual, packed with high quality keynote lectures, symposia, video and trials sessions. There is a full educational programme for younger surgeons which this year now runs across all three days.

We are particularly delighted to welcome our **non-European guest speakers**, including **Patricia Roberts**, President of ASCRS, **Feza Remzi**, also from the US, along with **Paul Goldberg** from South Africa and **Fekade Aklilu Ayenachew** from Ethiopia. We again have collaborative sessions with S-ECCO and with EAES.

Without our sponsors' support the event would be financially impossible, and we thank all sponsors, but particularly our **Diamond sponsors Ethicon, Medtronic, and Frankenman**, for their support - **we hope that you will support their satellite sessions and visit all of our sponsors in the Exhibition Hall.**

We wish you all a very successful meeting.




Stefan Post
ESCP President




Eloy Espin
ESCP Secretary




Anna Martling
ESCP Programme
Committee Chair

ESCP GRATEFULLY ACKNOWLEDGES:

DIAMOND SPONSOR

ETHICON
PART OF THE *Johnson-Johnson* FAMILY OF COMPANIES

DIAMOND SPONSOR

FRANKENMAN

DIAMOND SPONSOR

Medtronic
Further, Together

SAPPHIRE SPONSOR

B|BRAUN
SHARING EXPERTISE

CONTENTS:

Abstract/poster information	11
Congress information	11
ESCP Committees	16
Evening events	31
Exhibition layout and exhibitors	38
Exhibitor Information	39-43
Fellowships update	33-35
General information	29-30
Keynote speakers	14-15
Programme overview	5-8
Milan travel information	32
Programme pages	17-27
Small Hall sessions	37
Speaker presentation check-in information	10
Useful contacts/opening times	4

IMPORTANT: an Annual General Meeting Ticket is included in your registration pack, please bring this with you to the meeting, they will be collected as a record of your attendance.

ESCP SECRETARIAT IN MILAN

T: +39 02 8725 5991 (Registration desk)
T: +39 02 8725 5993 (Registration office)

Email: info@escp.eu.com
Emergency mobile: **+44 7734 425 210**

ESCP SECRETARIAT

(Until Friday 23 September)
ESCP, The Coach House
7 St Alban's Road, Edinburgh EH9 2PA, UK
T: **+44 131 624 6040** / F: **+44 131 624 6045**
Email: info@escp.eu.com / Website: www.espc.eu.com

CONFERENCE VENUE

MiCo Milano Congressi, North Wing
ESCP entrance on Via Gattamelata (entrance 14)
Milan 20149, Italy
T: **+39 02 4997 6271**
Website: www.micomilano.it

EMERGENCY SERVICES (LOCALLY)

For urgent medical attention dial **118** (for police dial **113**).
Please note that throughout the open hours of the event, a medic will be onsite for non-critical medical attention, contactable through the Registration Desk.

REGISTRATION & EXHIBITION OPEN HOURS:

	Registration	Exhibition <i>(see note below)</i>	Presentation Check-in	Poster Desk
Tuesday 27 September	16:00 - 19:00 <i>Ultrasound only*</i>		16:00 - 19:00	
Wednesday 28 September	07:30 - 19:00	12:30 - 20:30	09:00 - 18:00	10:00 - 17:00
Thursday 29 September	07:30 - 19:00	07:30 - 18:30	07:00 - 18:00	
Friday 30 September	07:30 - 16:30	07:30 - 14:30	07:00 - 12:00	

Exhibitors are asked to staff stands during all main coffee and lunch breaks, at other times the Exhibition Hall is accessible to delegates, although stands need not be attended.

ESCP Annual General Meeting

Thursday 29 September: 18:15 - 18:55
Silver Plenary Hall (main auditorium)

ESCP kindly requests that all members attend this important meeting. A committee report will as usual be available to all, which you can collect at the main registration desk from Wednesday morning onwards.






PRESENTATION CHECK IN


All speakers are requested to check in presentations at least 2 hours in advance. Presentation Check-In is located in Meeting Room 1 on level 1 (registration and exhibition level). It is located behind the Red Parallel Hall.

It will be open at the following times:

Tuesday: 16:00 - 19:00
Wednesday: 09:00 - 18:00
Thursday: 07:00 - 18:00
Friday: 07:00 - 12:00





Programme Overview


WEDNESDAY 28 SEPTEMBER		
		ESCP PRE-CONGRESS EDUCATIONAL: 8th Anorectal & Pelvic Ultrasound Seminar Location: San Raffaele Hospital, Building B, Milan 08:00 - 12:30 
Silver Plenary Hall	Red Parallel Hall	Blue Parallel Hall
	EDUCATIONAL: Core Subject Update 09:30 - 11:30	
OFFICIAL OPENING 11:30-11:35		
SYMPOSIUM: Diverticulitis 11:35 - 12:35	FREE PAPERS: Functional Disorder & IBD 11:35 - 12:35	
LUNCH/ EXHIBITION (light sandwich lunch) 12:35 - 13:30		
SURGICAL VIDEO SESSION 13:30 - 15:00	INTERNATIONAL TRIALS RESULTS FORUM 13:30 - 15:00	
ESCP FELLOWSHIPS UPDATE 15:00 - 15:15   		
KEYNOTE LECTURE: Defunctioning Stoma - Old Problems, New Solutions Peter Kienle (Germany) 15:15 - 15:45		
COFFEE, EXHIBITION AND POSTERS (refer to page 10 for details of poster subject layout) 15:45 - 16:00		
SMALL HALL SESSION 15:50 - 16:15 Ethicon: Advanced T4 colorectal cancer: what is the best surgical approach? 		
EDUCATIONAL: Activities in Coloproctology Around the Globe 16:00 - 17:00	FREE PAPERS: Miscellaneous & Neoplasia 16:00 - 17:00	
SYMPOSIUM: Cryptoglandular Fistula in Ano 17:00 - 18:00		EDUCATIONAL: Best Publications of the Year 17:00 - 18:00
EDUCATIONAL: Coloproctology - How to Start to Engage Online and Future Developments in Surgical Social Media 18:00 - 19:00	FREE PAPERS: Neoplasia 18:00 - 19:00	FREE PAPERS: Proctology & Neoplasia 18:00 - 19:00



Silver Plenary Hall	Red Parallel Hall	Blue Parallel Hall
	ORAL POSTERS: Proctology 19:00 - 19:30	ORAL POSTERS: Proctology, IBD & Neoplasia 19:00 - 19:30 STUDENT ORAL POSTERS 19:00 - 19:30 This session will be in Yellow Parallel Hall
WELCOME RECEPTION IN THE EXHIBITION HALL 19:30 - 20:30		

THURSDAY 29 SEPTEMBER			
Silver Plenary hall	Red Parallel Hall	Blue Parallel Hall	Yellow Parallel Hall
ESCP GUIDELINES UPDATE 08:00 - 08:45	ORAL POSTERS: Neoplasia 07:30 - 08:45	EDUCATIONAL: Trainee Video Session 07:30 - 10:15 	ORAL POSTERS: Functional Disorder & Miscellaneous 07:30 - 08:45
NEW TRIALS FORUM: New Trials Presentations & Guidelines Synthesis 08:45 - 10:15			
KEYNOTE LECTURE: Cytoreductive Surgery and HIPEC in Colorectal Cancer Olivier Glehen (France) 10:15 - 10:45			
LONG COFFEE BREAK, EXHIBITION, POSTERS 10:45 - 11:45			
SMALL HALL SESSIONS 10:50 - 11:15 Karl Storz: Innovative Technologies to improve safety and functional results in colorectal cancer 11:20 - 11:45 B. Braun: Vacuum therapy for anastomotic leakage; 10 years of experience and new challenges 			
	ETHICON SATELLITE SYMPOSIUM: Improving Function Post Total Mesorectal Excision 10:45 - 11:45 	EDUCATIONAL: Trainee Round Table Session For trainees only Case Presentations and Table Discussion with Experts 10:45 - 12:45	
ESCP PRESIDENT'S ADDRESS 11:45 - 11:55			
THE SIX BEST FREE PAPERS 11:55 - 13:05			
LUNCH, EXHIBITION AND POSTERS (includes Lunchtime and Oral Posters) 13:05 - 14:15			
SMALL HALL SESSION 13:15 - 14:10 Frankenman: East meets West - a shared experience on the treatment of low rectal cancer 			

Silver Plenary hall	Red Parallel Hall	Blue Parallel Hall	Yellow Parallel Hall
	MEDTRONIC SATELLITE SYMPOSIUM: Patient Centered Care - Enhance. Expand. Optimize. 13:15 - 14:15 Medtronic <small>Further, Together</small>	EDUCATIONAL: Workshop for Authors - How to Write a Paper 13:00-14:15	
ESCP/ECCO SYMPOSIUM: What's New in IBD? 14:15 - 15:15 	ESCP/EAES SYMPOSIUM: Minimally Invasive Procedures for Rectal Prolapse 14:15 - 15:15 		
INTERNATIONAL TRAVELLING FELLOW FREE PAPERS 15:15 - 15:45			
COFFEE, EXHIBITION AND POSTERS (includes Lunchtime and Oral Posters) 15:45 - 16:15			
SMALL HALL SESSION 15:50 - 16:15 Medtronic: Mini-invasive colorectal surgery: clinical outcome enhancement vs open approach 			
KEYNOTE LECTURE: Surgical Management of Intestinal Failure Iain Anderson (UK) / 16:15 - 16:45 BJS		EDUCATIONAL: Interactive Trainee Workshop 15:45-17:00	
FREE PAPERS: Neoplasia 16:45 - 17:45	ETHICON SATELLITE SYMPOSIUM: Novel Strategies for Anastomotic Leakage Prevention in Colorectal Surgery 16:45 - 17:45 		FREE PAPERS: Randomised Clinical Trials 16:45 - 17:45
KEYNOTE LECTURE Multidisciplinary Management of Perianal Crohn's Disease André D'Hoore (Belgium) 17:45 - 18:15 <i>Supported by Colorectal Disease</i> WILEY			
ESCP ANNUAL GENERAL MEETING 18:15 - 18:55			
ESCP CONFERENCE DINNER AT OSTERIA DEL TRENO, MILAN See details on page 31			



FRIDAY 30 SEPTEMBER

Silver Plenary Hall	Red Parallel Hall	Yellow Parallel Hall
SYMPOSIUM: New Methods in Low Rectal Cancer 08:00 - 09:00		ORAL POSTERS: Neoplasia 08:00 - 08:45
KEYNOTE LECTURE: Neuropelveology: New Ground-Breaking Discipline in Medicine Marc Possover (Switzerland) / 09:00 - 09:30		
ESCP HONORARY MEMBER AWARDS 09:30 - 09:45		
ESCP BEST PAPER AND BEST NEW TRIAL PRESENTATION AWARDS 09:45 - 09:50 		
ESCP FELLOWSHIPS UPDATE / 09:50 - 10:05 		
SYMPOSIUM: Anastomotic Leak in Rectal Surgery 10:05 - 11:05		
COFFEE, EXHIBITION AND POSTERS / 11:05 - 11:30		
	FRANKENMAN SATELLITE SYMPOSIUM: Transanal TME - From Innovation to Widespread Adoption 11:15 - 12:15 	
ORAL POSTERS: IBD 11:30 - 12:15		EDUCATIONAL: Information on the EBSQ Examination 11:15 - 12:15
KEYNOTE LECTURE: Clinical Importance of Somatic Mutations and Subgroups in Colorectal Cancer Jan Paul Medema (The Netherlands) / 12:15 - 12:45		
LUNCH, EXHIBITION AND POSTERS (includes Lunchtime and Oral Posters) / 12:45 - 13:45		
	EDUCATIONAL: Controversies in New Technology: Robotics in Colorectal Surgery 12:45 - 13:45	
SYMPOSIUM: Treatment for Colon Cancer - Time for a Change? 13:45 - 14:45		
LUNCHTIME POSTER AWARD 14:45		
CONSULTANTS' CORNER 14:45 - 16:15		
CLOSING CEREMONY / 16:15 - 16:20		

A NOTE ABOUT COFFEE! On Wednesday morning and Friday afternoon, when the Exhibition Hall is closed to delegates, coffee stations will be available on level 1 on Wednesday from 11:00 - 12:00, and on level 2 on Friday from 15:00 - 16:00. There are no set coffee breaks at these times.

PRE-CONGRESS COURSE: PERIANAL FISTULA WORKSHOP

Tuesday 27 September 2016

Following the success of the two pre-congress courses that ran in Dublin last year, the ESCP Education Committee organised this "hands-on" course in Milan this year which took place at MiCo on Tuesday.

Due to the change of congress location and its impact on planning timescales, it was challenging to organise a second course, but the Education Committee will soon begin discussion to plan opportunities around the Berlin meeting next September 2017. Details will be available at the start of 2017.

Part 1 - The Basics

09:30 - 10:25	Classification of fistulas - <i>Christoph Isbert (Germany)</i>
10:25 - 10:45	Transanal advancement flap repair - <i>Rudolf Schouten (Netherlands)</i>
10:45 - 11:00	Short Coffee Break

Part 2 - The Contenders

11:00 - 11:25	Fistulotomy - <i>Paola De Nardi (Italy)</i>
11:25 - 11:50	LIFT: Ligation of intersphincteric fistula tract - <i>Stanley Goldberg (USA)</i>
11:50 - 12:15	Fistula plug - <i>Dieter Hahnloser (Switzerland)</i>

Part 3 - New Kids on the Block

12:15 - 12:40	VAAFT - <i>Piercarlo Meinero (Italy)</i>
12:40 - 13:00	Laser welding - <i>Paolo Giamundo (Italy)</i>
13:00 - 13:25	Permacol paste - <i>Baljit Singh (UK)</i>
13:25 - 14:25	Lunch

Practical Session

6 workstations to be visited by 5 trainees per station rotate workstations every 20 minutes.

- VAAFT
- Laser seton placement
- Permacol treatment
- Flap repair
- Fistulotomy

ESCP would like to thank the following companies for their support in facilitating this course :



ETHICON
PART OF THE *Johnson & Johnson* FAMILY OF COMPANIES

Ethicon Satellite Symposium (Red Parallel Hall)

Thursday 29 September

10:45 - 11:45

Improving Function post Total Mesorectal Excision

Thursday 29 September

16:45 - 17:45

Novel Strategies for Anastomotic Leakage Prevention in Colorectal Surgery

Medtronic
Further. Together

Medtronic Satellite Symposium (Red Parallel Hall)

Thursday 29 September

13:15 - 14:15

Patient Centered Care - Enhanced. Expand. Optimise.

FRANKENMAN

Frankenman Satellite Symposium (Red Parallel Hall)

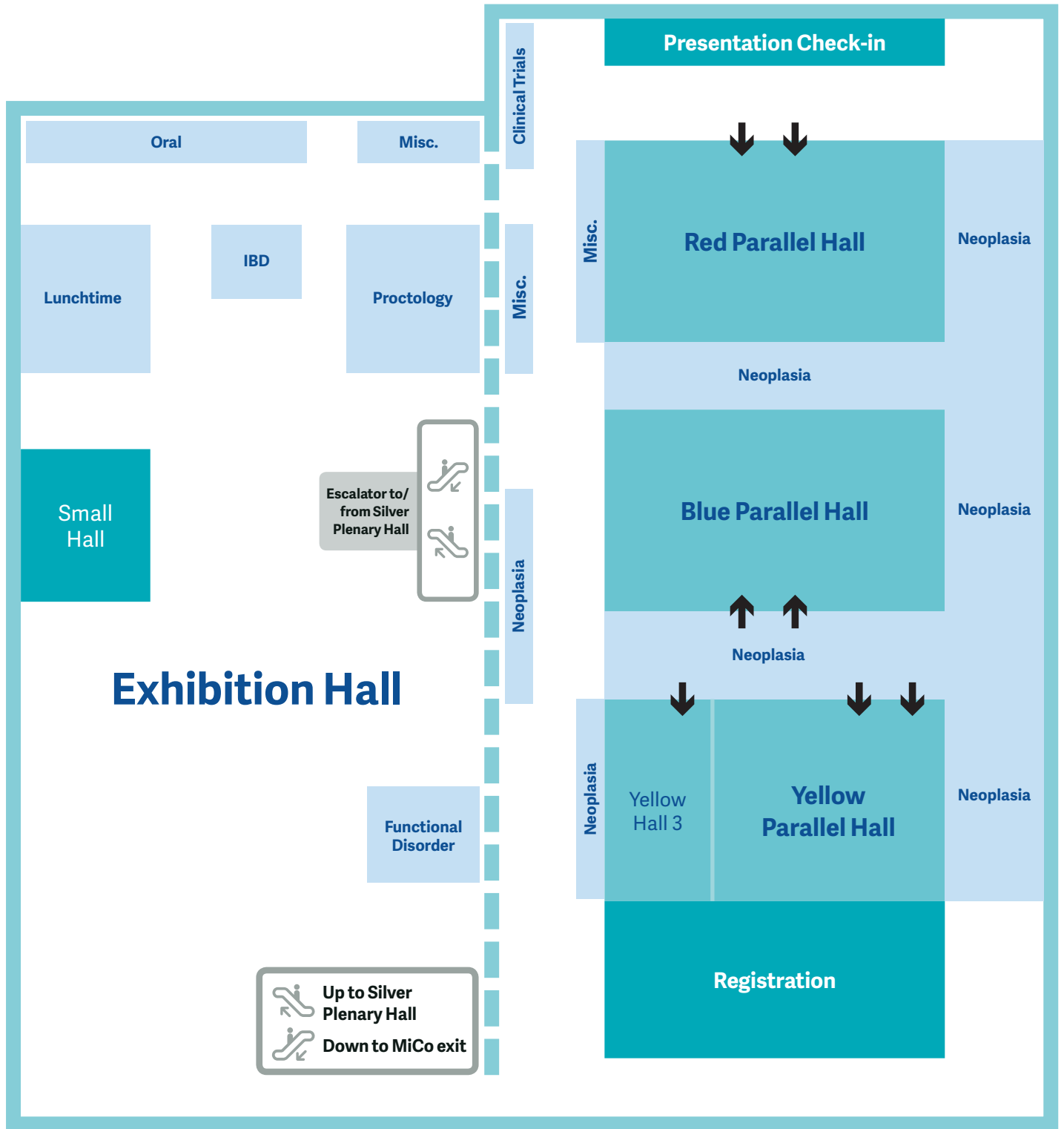
Friday 30 September

11:15 - 12:15

Transanal TME - from Innovation to Widespread Adoption

For more information about the sponsored sessions please see page 36-37.

MiCo Level 1 layout/poster areas



Congress Information

ABSTRACT / POSTER INFORMATION

Abstracts are published as a supplement to the September issue of *Colorectal Disease* which is available as part of the registration fee if selected in online registration. Abstracts have been evaluated by the Programme Committee based on merit; they are presented at the meeting in the following ways:

Category	Location
Best of The Six Best Free Papers presentations:	Silver Plenary Hall (level 2) on Thursday from 11:55 - 13:05*
Free Papers & Oral Poster presentations:	Presentations take place in various halls from Wednesday to Friday; please check the programme overview for details.
Lunchtime Poster Boards	In the Exhibition Hall
Oral Poster Boards	In the Exhibition Hall
New Trials Poster Boards	Outside Red Parallel Hall on level 1
All other Poster Boards (IBD, Functional Disorder, Proctology, Neoplasia & Miscellaneous)	Located in the following areas on level 1: In the main exhibition hall: IBD, Proctology and some Miscellaneous and Functional Disorder In the corridor areas between the three parallel halls: Neoplasia and some Miscellaneous and Functional Disorder

BJS *ESCP would like to thank the BJS Society for kindly donating a prize of £600 to the winner of this session, which will be presented by BJS Society Secretary Ronan O'Connell on Friday morning in the Silvery Plenary Hall at 09:45.

As part of the ESCP/ASCRS reciprocal Travelling Fellow programme, ESCP supports travel and accommodation for the winner of this year's Six Best Papers to take part in the ASCRS annual meeting in 2017 and present their paper.

ESCP will award a prize for the best Lunchtime Poster which will be presented on Friday afternoon at 14:45.

ESCP abstract acceptance policy: ESCP will accept an abstract on any topic in Coloproctology that has not been presented at any other European or International meeting. ESCP will accept abstracts that have (only) been presented at national meetings; although accepted, ESCP will not publish an abstract in *Colorectal Disease* if it has been published in any other recognised journal on a previous occasion.

Poster locations and access to set up/remove: posters may be put up between 10:00 - 14:00 on Wednesday; please check-in at the Poster Check-In desk located near to the main registration desk (level 1). You will be given a ticket which confirms your poster location, along with a supply of materials with which to hang your poster.

Removal: all posters must be removed by 14:30 on Friday, immediately after the lunch break. Any posters remaining after this time will be disposed of.

BADGES AND TICKETS

Delegates are asked to wear name badges at all times during the Congress.

Badges for the Welcome Reception on Wednesday: this is not a ticketed event but all attendees are required to wear a name badge. Badges for additional attendees purchased online will be provided in your delegate wallet at registration. If you need to buy additional badges (€30) please come to Registration.

PRESENTATION CHECK IN INFORMATION

The Presentation Check-In room is located on Level 1 in Meeting Room 1 (directly behind the Red Parallel Hall, accessed via the long corridor leading from the left of the Registration area).

There will be facilities to check your presentation and make any last minute changes if you wish. Presentation Check-in will be open at the following times:

	Open from	Closed at
Tuesday 27 September	16:00	19:00
Wednesday 28 September	09:00	18:00
Thursday 29 September	07:00	18:00
Friday 30 September	07:00	12:00

Please ensure you check in your presentation at least 2 hours ahead of your presentation time. Please note that it will not be possible to use your own laptop during your presentation.

WEBCASTING OF PRESENTATIONS

video@surgey

It is intended again this year that all presentations will be available on the ESCP website after the meeting. All speakers have been requested to sign and return a permission form; if you have not done so, we kindly ask that you sign the sheet at presentation check-in.

ACCOMMODATION

If you booked your hotel through the ESCP Secretariat and require any assistance or advice about getting there, please contact us at General Enquiries, located at the registration desk on level 1.

ESCP APP

ESCP has an app again this year, we hope you find it helpful. If you elected through online registration to receive this programme but also want to use the app, please refer to the Pocket Programme or go to the Registration Desk where you can scan the QR code linking you to the download page.

CATERING

The registration fee includes:

Sandwich lunch on Wednesday

Coffee breaks from Wednesday morning to Friday afternoon (refer to page 8 for further details about coffee)

Welcome reception on Wednesday

Fork buffet lunch on Thursday and Friday

All refreshments will be served in the Exhibition Hall, other than on Wednesday morning and Friday afternoon.

ABOUT MEETING SESSIONS

The official Congress language is English.

Food and drink: coffee in disposable cups may be taken into any auditoria. Please use the bins available on every level. Water machines are also available on levels 1 and 2.

Questions: sessions may vary as to whether questions are invited at the end of all presentations or after each speaker. Chairpersons will direct you and audience microphones will be located at fixed points in each hall. Please make your way to the nearest microphone and wait for the Chair to take your question.

DELEGATE FEEDBACK / CERTIFICATES OF ATTENDANCE

Certificates of attendance may only be obtained after completing online delegate feedback. **Feedback can only be submitted after the meeting, a link will be sent to all delegates on Monday 3 October and will also then be available on the ESCP website.** To log in, please ensure you use the email address used when you registered to attend the conference. Your certificate will be emailed to that address.

We regret that we cannot supply certificates of attendance at Registration.

MICO ACCESSIBILITY

The venue is committed to ensuring that all visitors are able to get around the venue easily. Lifts are available to all floors. If you have any queries or need assistance during your visit, please contact any member of staff, who will be happy to help.

CME

The programme has been accredited by the Royal College of Surgeons of England; points have been awarded based on educational hours attended as follows:

Perianal Fistula Workshop:

Tuesday 27 September	6 points
----------------------	----------

Main programme:

Wednesday 28 September (including Ultrasound Seminar)	6 points
--	----------

Thursday 29 September	6 points
-----------------------	----------

Friday 30 September	6 points
---------------------	----------

YOUR DATA / QR CODES

QR codes are provided so that companies can more easily capture delegate data when you visit their stand. The QR code will be printed on your name badge, enabling you to volunteer to provide this if you are happy to do so. ESCP represents a significant investment for companies exhibiting, and your cooperation in this regard will be greatly appreciated.

INTERNET ACCESS

An internet café is available in the centre of the Exhibition Hall; please limit your time to 10 minutes in fairness to other delegates.

In addition, free WiFi is available to all delegates for use on your own device. A ticket is enclosed in your delegate wallet inviting you to go to our Diamond sponsors where you can obtain the username and password details.

ULTRASOUND COURSE:



Wednesday 28 September (08:00 - 12:30)

The Ultrasound Course is again kindly supported by B-K Medical; it takes place in San Raffaele Hospital, Congress Centre (Dibit 1), Milan.

Coffee is available on arrival within the registration fee, together with a mid-morning coffee break.

MEETING ANNOUNCEMENT



American Society of Colon & Rectal Surgeons Tripartite Meeting

10 - 14 June 2017


Washington State Convention Center
Sheraton Seattle Hotel, Seattle, Washington, USA

Call for Abstracts

Online submission now open. Deadline for receipt of electronic abstracts is 29 November 2016.

Details available at: <http://www.fascrs.org/>

A Tripartite meeting organised by ASCRS in collaboration with its Tripartite Partners:



ESCP GRATEFULLY ACKNOWLEDGES THE SUPPORT OF

BJS The BJS Society for their kind sponsorship of the *Surgical Management of Intestinal Failure* keynote lecture given by Iain Anderson, and the prize for the best of the Six Best Papers presented by BJS Secretary Ronan O'Connell.

WILEY *Colorectal Disease* for their kind sponsorship of the keynote lecture given by André D'Hoore entitled *Multidisciplinary Management of Perianal Crohn's Disease*.

video@surgery ESCP would like to thank Video Surgery for their kind collaboration in facilitating ESCP's presentations for all past conferences within the ESCP Member Network.

Keynote Speakers



PROFESSOR IAIN D. ANDERSON
MBE MD FRCS FRACS

Iain Anderson has been a Consultant Surgeon at Salford Royal Hospital, Manchester since 1995. He is a general surgeon with a specialist interest in

Crohn's disease and is one of the senior surgeons on the Intestinal Failure Unit.

He trained in surgery in Manchester and Edinburgh, receiving several national awards including a Hunterian Professorship (1996), for clinical studies of abdominal infection. From 1994 to 2007, he developed and established the Care of the Critically Ill Surgical Patient (CCrISP) Course in the UK and overseas.

He became Director of Emergency Surgery at the Association of Surgeons of Great Britain and Ireland, chairing or contributing to working groups on Emergency Surgical Care including Peri-operative Care of the Higher Risk Surgical Patient and the National Emergency Laparotomy Audit.

In 2014 he was awarded an MBE for services to medical education and clinical surgery and an honorary fellowship of the Royal Australasian College of Surgeons.



PROFESSOR ANDRE D'HOORE

André D'Hoore graduated as MD at the Catholic University of Leuven, Belgium in 1988. He became a surgeon in 1994 and joined the staff of Abdominal Surgery at the University Clinic Leuven. He received

an international postgraduate training in colorectal surgery at the Cleveland Clinic in Fort Lauderdale, St. Mark's Hospital in London and the Hôpital Cantonal in Geneva.

In 2000 he became a European Board Qualified Surgeon in Coloproctology; in 2007 he obtained his PhD and one year later, became Associate Professor at the Faculty of Medicine, KU Leuven where he contributes to the graduate and postgraduate teaching of students and trainees in abdominal surgery.

André D'Hoore is regularly invited to speak at international surgical meetings and his scientific work

has produced more than 160 peer-reviewed papers. He serves on various editorial boards, and was a founding member of ESCP, and also of the surgical branch of the European Crohn's and Colitis Organisation (S-ECCO). He is a named chair at the University of Leuven.

His main interest is the role of minimally invasive approaches to IBD and colorectal cancer.



PROFESSOR OLIVIER GLEHEN

Professor Glehen is at the Head of General and Oncologic Surgery Department in Centre Hospitalier Lyon Sud (Hospices Civils de Lyon) and in Lyon Sud Charles Mérieux Medical

Faculty since 2012. He is Director of the Peritoneal Carcinomatosis Research Group from the EMR 3738 (Lyon 1 University).

He graduated from Lyon Sud Faculty in 1993; he worked from 2002 to 2003 in Washington Cancer Institute as a Research fellow with Paul Sugarbaker. He organized the 6th International Workshop on Peritoneal Surface Malignancy in Lyon on 2008. He has been a member of the French National Surgical Academy and of the European Surgical Association (ESA) since 2015.

His main research and clinical interests are the curative management of all peritoneal carcinomatosis (cytoreductive surgery, peritonectomy procedures and Hyperthermic Intraperitoneal Chemotherapy or HIPEC), the treatment of liver metastatic disease and gastric cancer. He performs more than 200 combined procedures (cytoreductive surgery and HIPEC) each year for various peritoneal carcinomatosis (colorectal, gastric, ovarian, pseudomyxoma peritonei, mesothelioma). He also develops PIPAC procedures and intraperitoneal chemotherapy for neoadjuvant and palliative care.

He has published extensively in the area of clinical oncology, especially in peritoneal carcinomatosis (more than 180 articles indexed in Pubmed). He is currently active in clinical and experimental trials for liver metastasis, peritoneal carcinomatosis, and gastric cancer. He is at the Head of RENAPE (French Network on rare

peritoneal disease) and BIG-RENAPE groups (National Clinic-Biological Database on Digestive Peritoneal Carcinomatosis). He is a Director with Marc Pocard of Inter-University Diploma on Peritoneal Carcinomatosis in France and is Reference Center for Tutorial Education for Peritoneal Surface Malignancies into European Society of Surgical Oncology.



PROFESSOR PETER KIENLE

Peter Kienle underwent his surgical training at the University of Heidelberg and became staff surgeon there in 1999 with Prof. Herfarth, one of the leading surgeons for colorectal and especially

IBD-surgery in Germany at that time. In 2007 he was appointed Vice-Chair at the Department of Surgery in Mannheim, University of Heidelberg. He works clinically as a general and visceral surgeon but his main interest lies in colorectal and IBD-surgery having performed around 500 ileoanal pouch procedures and around a thousand rectal cancer resections himself, most of them laparoscopically, and this year he started robotic surgery.

His main topics of research are tumor dissemination in colorectal cancer, treatment of functional bowel disorders, surgery of IBD and minimal invasive surgery. He was involved in several larger multicenter studies as principal investigator and is presently running a large RCT on early versus late stoma closure after rectal cancer resection in Germany sponsored by the German Research Foundation.

He has authored over 100 publications listed in Medline, the majority addressing colorectal topics. Appointed by the German Society for Visceral Surgery, he was team leader for the surgical part of the updated guidelines on Crohn's disease published last year.



PROFESSOR JAN PAUL MEDEMA

Jan Paul Medema was born in 1968 and graduated as a chemist from the University of Leiden. His PhD studies were performed at the faculty of Medicine at the University of Utrecht

on the role of p21Ras signal transduction in growth and differentiation of skin cells. From 1996 onwards, he served as a postdoctoral fellow of the Dutch Cancer Society at the German Cancer Center studying cell death in cancer. These studies were continued at the Leiden University Medical Center where he became First Assistant and

in 2004, Associate Professor, heading the laboratory of clinical oncology.

Since 2005 he has been Head of the Laboratory of Experimental Oncology and Radiobiology at the AMC in Amsterdam and Full Professor in Experimental Oncology, also currently Scientific Director of the Cancer Center Amsterdam.

His work in the last ten years has focused primarily on the role of tumor heterogeneity on prognosis and response to therapy in colorectal cancer. The work of his laboratory has led to the identification of biologically distinct subtypes in colorectal cancer and is currently aimed at the development of novel subtype-specific therapies.



PROFESSOR MARC POSSOVER

Marc Possover was born in France in 1963, and began medical school at 15 years of age at the University of Nancy in France where he studied for eight years, attaining an MD Lauréat de la Faculté

de Médecine. He trained in cardio-vascular surgery (Nancy, France, 1986-1991) and Gynaecology & obstetrics (Homburg-Saar, Germany, 1991-1996). Prof Possover was accredited in laparoscopic Gynaecology in 1993 (European Society of Gynaecology Endoscopy). He received his Board certification in Gynaecology & Obstetrics in 1993. From 1995 to 2001 he did fellowship training in laparoscopic advanced pelvic surgery and Gynecologic oncology (Jena-Germany). He received his PhD grade in 1998. He was President of the International School for Pelvic Surgery (2005) and Director of the Department of Gynaecology & Obstetrics & Oncology at St. Elisabeth Clinic-University of Cologne, Germany from 2005 to 2008.

He was Director of the Center for Advanced Operative Gynaecology & Neuropelveology - Hirslanden Clinic in Zürich from 2008-2013, also a Director of the International School for Neuropelveology from 2008, and since 2012, has been University Professor for Neuropelveology at the University of Aarhus in Denmark. He has also been a Director at the Possover International Medical Center in Zürich, Switzerland, since 2013 and is President of the International Society of Neuropelveology.

His main interest are the diagnosis and treatment related to neuropelveology and the use of minimally invasive surgery in the treatment of benign and malignant conditions in gynaecology.

ESCP EXECUTIVE COMMITTEE

2015 - 2016

ESCP Executive Committee

President (2015 - 2016)

Stefan Post

President Elect (President 2016 - 2017)

Emmanuel Tiret

President in Waiting

Ethem Gecim

Immediate Past President

Yury Shelygin

Secretary

Eloy Espin Basany

Treasurer/Chair Corporate Liaison Working Group

Paul Antoine Lehur

Assistant Treasurer

Filippo La Torre

Journal Representative

Peter Dawson

UEMS Representative

Dieter Hahnloser

Education Committee Chair

Klaus Matzel

External Relations Committee Chair

Per J Nilsson

Guidelines Committee Chair

Carolynne Vaizey

Membership Committee Chair

Ethem Gecim

Programme Committee Chair

Anna Martling

Research Committee Chair

Dion Morton

Website Committee Chair

Julius Orhalmi

UEGF Representatives

UEGF Education Committee Representative

Harald Rosen

UEGF Scientific Committee Representative

Dieter Hahnloser

UEGF General Assembly Representatives

Dieter Hahnloser / Harald Rosen

Programme Committee

Anna Martling (Chair)

Donato Altomare

Willem Bemelman

Dursun Bugra (local representative 2016)

Peter Dawson (Journal Representative)

André D'Hoore

Eloy Espin Basany (ex-officio ESCP Secretary)

Ethem Gecim (ex-officio ESCP President in Waiting)

Najib Haboubi

Mark Katory (Website Committee Liaison)

Zoran Krivokapic

Stefan Post (ex-officio ESCP President)

Giovanni Romano

Thomas Schiedeck

Emmanuel Tiret (ex-officio ESCP President Elect)

Samson Tou

Des Winter

Evaghelos Xynos

Research Committee

Dion Morton (Chair)

Donato Altomare

Willem Bemelman

Peter Christensen (Research Committee Secretary & ESCP Website Committee liaison)

André D'Hoore

Eloy Espin Basany (ex-officio ESCP Secretary)

Søren Laurberg

Thomas Pinkney

Michele Rubbini (ESCP representative to Colorectal Disease Editorial Board)

Carolynne Vaizey

Members pending formal election

Charles Knowles

Jérémie Lefevre

Oded Zmora

Education and Training Committee

Klaus Matzel (Chair)

Richard Brady (Website Committee liaison)

Eloy Espin Basany (ex officio/ESCP Secretary)

Katherine Gash

Dieter Hahnloser

Filippo La Torre

Harald Rosen

Pierpaolo Sileri

Baljit Singh

Samson Tou

David Zimmerman (Website Committee liaison)

Members pending formal election

Muhammad Imran Aslam

Edgar Furnee

Mark Potter

External Affairs Committee*

Per J Nilsson (Chair)

Eloy Espin Basany (ex officio/ESCP Secretary)

Ethem Gecim (ESCP President in waiting 2015-16)

Stefan Post (ESCP President 2015-16)

Yury Shelygin (ESCP Past President 2015-16)

Emmanuel Tiret (ESCP President-Elect 2015-16)

*Refer to proposed changes outlined in the Rules Adjustment document that will affect this committee

ESCP Guidelines Committee

Carolynne Vaizey (Chair)

Willem Bemelman

Klaus Matzel

Per J Nilsson

Website Committee*

Julius Orhalmi (Chair)

Eloy Espin Basany (ex-officio ESCP Secretary)

Richard Brady (Education Committee Representative)

David Zimmerman (Education Committee Representative)

Mikael Machado (Membership Committee Representative)

Mark Katory (Programme Committee Representative)

Peter Christensen (Research Committee Representative)

*Refer to proposed changes outlined in the Rules Adjustment document that will affect this committee

Membership Committee

Ethem Gecim (Chair)

Regional Representatives

East Region: Dragomir Dardanov, Marek Szczepkowski

Central Region: Filippo La Torre, Mikael Machado

West Region: Marc Duinslaeger, Karen Nugent

Nominations Committee*

Yury Shelygin (Chair / ESCP Past President 2015-16)

Marc Duinslaeger (Western Regional Rep)

Eloy Espin Basany (ESCP Secretary)

Ethem Gecim (Membership Committee Chair)

Mikael Machado (Central Regional Rep)

Per J Nilsson (External Relations Committee Chair)

Giovanni Romano (Trustees Chair)

Marek Szczepkowski (Eastern Regional Rep)

*Refer to proposed changes outlined in the Rules Adjustment document that will affect this committee

ESCP Trustees

Central region: Torbjörn Holm, Giovanni Romano (Chair), Thomas Schiedeck

East Region: Adam Dziki, Evgeny Rybakov, Tom Scheinin

West Region: Sebastiano Biondo, Julio Leite, Mike Parker

Corporate Liaison Working Group

Paul-Antoine Lehur (Chair)

Michael Adamina

Willem Bemelman

Filippo La Torre

Per Nilsson

Mike Parker

Regional Events Working Group

Paul Antoine Lehur (Chair)

Dursun Bugra (Membership Committee Representative)

Eloy Espin Basany (ex-officio ESCP Secretary)

Dieter Hahnloser (Education Committee Representative)

Soeren Laurberg (Research Committee Representative)

Anna Martling (Programme Committee Representative)

Per J Nilsson (Communications Committee Representative)

Stefan Post (ex-officio ESCP President)

Lunchtime Poster Review Panel

Thursday

Chair: Kaspars Snippe

1. Sebastiano Biondo

2. Ethem Gecim

3. Fabian Grass

4. Lene Iversen

5. Peter Kienle

6. Filippo La Torre

7. Lukas Marti

8. Harald Rosen

9. Evgeny Rybakov

10. Marek Szczepkowski

Friday

1. Goran Barisic

2. Dursun Bugra

3. Dimitri Christoforidis

4. Jérémie Lefèvre

5. Lili Lundby

6. Tom Øresland

7. Feza Remzi

8. Pierpaolo Sileri

9. Eduardo Targarona

10. Albert Wolthuis

Programme

Time / Location	Event
WEDNESDAY 28 SEPTEMBER 2016	
08:00 - 12:30 San Raffale Hospital, Building B, Via Olgettina, 60 20132 Milan	<p>EDUCATIONAL: 8th Ultrasound Seminar with live demonstrations</p> <p>Course directors: <i>Anders Mellgren (USA), Giulio Santoro (Italy)</i></p> <p>Local organiser: <i>Paola De Nardi (Italy)</i></p> <p>Course content: expert presentations with video link to live patient demonstrations.</p> <ul style="list-style-type: none"> • Introduction and course objectives - <i>Anders Mellgren (USA) and Giulio Santoro (Italy)</i> • Normal ultrasound anatomy of the anal canal and rectum - <i>Paola De Nardi (Italy)</i> • Ultrasound evaluation of fistula and abscess - <i>Carlo Ratto (Italy)</i> • Live demonstration fistula and abscess - <i>Anders Mellgren (USA)</i> • Ultrasound evaluation of faecal incontinence - <i>Bruno Roche (Switzerland)</i> • Live demonstration faecal incontinence - <i>Liliana Bordeianou (USA)</i> • Ultrasound in preoperative staging of rectal cancer - <i>Johan Nordenstam (USA)</i> • Live demonstration rectal cancer - <i>Paola De Nardi (Italy)</i> <p>• Tea/Coffee</p> <ul style="list-style-type: none"> • Ultrasound of anterior compartment disorders - <i>Pawel Wieczorek (Poland)</i> • Ultrasound of posterior compartment disorders - <i>Giulio Santoro (Italy)</i> • Live demonstration pelvic floor - <i>Giulio Santoro (Italy) and Pawel Wieczorek (Poland)</i> • The use of ultrasound in the clinical decision-making - <i>Liliana Bordeianou (USA)</i>

supported by 

B|BRAUN
SHARING EXPERTISE

WE CELEBRATE ...



KNOW MORE IN OUR
SMALL HALL SESSION:


- Vacuum therapy for anastomotic leakage: ten years of experience and new challenges
- 29th September 2016 | 11:20 h

Come to our booth and celebrate with us!

September, 28 - 30, 2016 | Milan
B. Braun booth 14b


Endo-SPONGE®

ENDOLUMINAL VACUUM THERAPY
MINIMALLY INVASIVE METHOD FOR THE TREATMENT OF ANASTOMOTIC LEAKAGE




09:30 - 11:30 Red Parallel Hall	EDUCATIONAL: Core Subject Update Chairs: Yves Panis (France), Pierpaolo Sileri (Italy) <ul style="list-style-type: none"> • Haemorrhoidal disease - Alexander Herold (Germany) • Guidelines on abdominal Crohn's disease - Willem Bemelman (The Netherlands) • AIN - Daniel Dindo (Switzerland) • Colorectal neuro endocrine tumours - Steven Wexner (USA), Mariana Berho (USA) • Abdomen: management of the abdominal wall - Marja A. Boermeester (The Netherlands)
11:30 - 11:35 Silver Plenary Hall	Official Opening
11:35 - 12:35 Silver Plenary Hall	Symposium: Diverticulitis Chairs: Sebastiano Biondo (Spain), Yury Shelygin (Russia) <ul style="list-style-type: none"> • Management of non complicated diverticulitis - Nikolas Gouvas (Greece) • Management of complicated diverticulitis - Tom Øresland (Norway) • Indications for elective surgery - Patricia Roberts (USA)
11:35 - 12:35 Red Parallel Hall	Free Papers: Functional Disorder & IBD Chairs: Alex Moskalev (Russia), Roland Scherer (Germany) <ul style="list-style-type: none"> • F01: Tined lead test stimulation to predict long-term benefit from sacral nerve stimulation in patients with chronic constipation - Kevin Etherson (UK) • F02: Urogenital dysfunction three years after abdominoperineal excision - Anna Ledebø (Sweden) • F03: Long-term experience of magnetic anal sphincter augmentation in patients with fecal incontinence - Paul-Antoine Lehur (France) • F04: Should elective resection follow nonoperative management of first episode of acute sigmoid diverticulitis with abscess/extraluminal air? A randomized controlled trial - Sam Tou (UK) • F05: Post-operative venous thromboembolism (VTE) in patients undergoing abdominal surgery for Inflammatory Bowel Disease (IBD): A common but rarely addressed problem - Hiroko Kunitake (USA) • F06: The fate of reconstructive surgery following colectomy for inflammatory bowel disease in Sweden: a population-based cohort study - Caroline Nordenvall (Sweden)
12:35 - 13:30	Exhibition opens - Sandwich lunch available
13:30 - 15:00 Silver Plenary Hall	Surgical Video Session Chairs: Mark Katory (UK), Julius Orhalmi (Czech Republic), Samson Tou (UK) <ul style="list-style-type: none"> • V01: Surgery for low rectal cancer -the robotic pull through high coloanal. A scarless and stoma avoiding technique - Francesco Bianco (Italy) • V02: The high and the low transanal TME approach - Julio Leite (Portugal) • V03: A combined laparoscopic transabdominal and perineal approach in a large retrorectal tumour - Julio Leite (Portugal) • V04: Laparoscopic sacrocolpopexy with extensive adhesiolysis - Ana Alagoa João (Portugal) • V05: Fasciocutaneous flap for urethrorectal fistula treatment - Alexander Kravchenko (Russia) • V06: Reconstruction with perineal lipofilling following extralevator abdominoperineal resection for rectal cancer - Ignasi Camps (Spain) • V07: Laparoscopic repair of perineal hernia after extra-levator abdomino-perineal resection - Antonjaco Ferrario Di Tor Vajana (Switzerland) • V08: Extramesorectal excision for posterior tumors with threatened radial margin - Slawomir Marecik (USA) • V09: Repair of a recurrent traumatic rectovaginal fistula - Slawomir Marecik (USA) • V10: Autonomic nerves structures during taTME in the obese patient - Slawomir Marecik (USA)
13:30 - 15:00 Red Parallel Hall	International Trials Results Forum Presentation of completed trials with expert commentary Chair: Thomas Pinkney (UK) <ul style="list-style-type: none"> • Four trial results presentations will include the first international presentation of: <ul style="list-style-type: none"> • ETHOS results - Angus Watson (UK) / HUBBLE results - Steven Brown (UK), with Expert commentary by Willem Bemelman (The Netherlands) • DIRECT - Esther Consten (The Netherlands), with Expert commentary by Michele Rubbini (Italy) • GRECCAR2 - Eric Rullier (France), with Expert commentary by Jérémie Lefevre (France) • ADMIRE - Antonino Spinelli (Italy), with Expert commentary by Eloy Espin Basany (Spain) • Results of ESCP 2016 pan-European snapshot audit of closure of intestinal stoma - Oded Zmora (Israel)
15:00 - 15:15 Silver Plenary Hall	ESCP Fellowships Update Chairs: Klaus Matzel (Germany), David Zimmerman (The Netherlands) <p>Presenters:</p> <ol style="list-style-type: none"> 1. Edgar Furnee (The Netherlands) visited University Hospital, Aarhus, Denmark 2. Emre Sivrikoz (Turkey) visited St Mark's Hospital, Harrow, United Kingdom <div style="text-align: right; font-size: small;"> 2015-2016 ESCP Fellowships are supported by ESCP and educational partners </div>

15:15 - 15:45 Silver Plenary Hall	<p>Keynote Lecture: Defunctioning Stoma - Old Problems, New Solutions</p> <p>Chair: <i>Peter Matthiessen (Sweden)</i> Speaker: <i>Peter Kienle (Germany)</i></p>
15:45 - 16:00	Coffee Break/Exhibition/Posters
15:50 - 16:15 Exhibition Hall	<p>Ethicon Small Hall Session:</p> <p>Advanced T4 colorectal cancer: what is the best surgical approach?</p> <p style="text-align: right;">ETHICON <small>PART OF THE Johnson & Johnson FAMILY OF COMPANIES</small></p>
16:00 - 17:00 Silver Plenary Hall	<p>EDUCATIONAL: Activities in Coloproctology around the Globe</p> <p>Chairs: <i>Paul-Antoine Lehur (France), Klaus Matzel (Germany)</i></p> <p>Speakers:</p> <ul style="list-style-type: none"> • Daisies in the desert: Lynch syndrome management in a resource constrained environment - <i>Paul Goldberg (South Africa)</i> • Fistula clinic Ethiopia: an endeavour that is making a difference - <i>Fekade Ayenachew Aklilu (Ethiopia)</i>
16:00 - 17:00 Red Parallel Hall	<p>Free Papers: Miscellaneous & Neoplasia</p> <p>Chairs: <i>Mariana Berho (USA), Nir Wasserberg (Israel)</i></p> <ul style="list-style-type: none"> • F07: Changed treatment strategy in acute uncomplicated diverticulitis resulted in hospital bed and health care cost savings: a population based study - <i>Daniel Isacson (Sweden)</i> • F08: Negative pressure therapy to reduce SSI in open colorectal surgery: prospective, randomized and multicenter study - <i>Miguel Leon (Spain)</i> • F09: A randomised noninferiority trial of electroacupuncture versus fast-track perioperative programme for reducing duration of postoperative ileus and hospital stay after laparoscopic colorectal surgery - <i>Simon Ng (Hong Kong)</i> • F10: Decreasing leak rate using microperfusion imaging after colorectal anastomosis; result of the European Phase II study - <i>Frederic Ris (Switzerland)</i> • F11: Circumferential margin involvement after total mesorectal excision for rectal cancer: are patients all equals? - <i>Yves Panis (France)</i> • F12: Surgical complications following the treatment of rectal carcinoma. A snapshot audit of 2095 patients - <i>Wernard A.A Borstlap (The Netherlands)</i>
17:00 - 18:00 Silver Plenary Hall	<p>Symposium: Cryptoglandular Fistula in Ano</p> <p>Chairs: <i>Emre Balik (Turkey), Alexander Herold (Germany)</i></p> <ul style="list-style-type: none"> • Preparation for surgery - <i>Carlo Ratto (Italy)</i> • Can we individualise treatment? - <i>Paola De Nardi (Italy)</i> • Recurrence and functional failure - <i>Lilli Lundby (Denmark)</i>
17:00 - 18:00 Blue Parallel Hall	<p>EDUCATIONAL: Best Publications of the Year</p> <p>Presentation and discussion of the last year's best papers and their clinical impact</p> <p>Chair: <i>Neil Smart (UK)</i></p> <p>Speakers: <i>Stefan Post (Germany), Jarno Melenhorst (The Netherlands)</i></p> <ul style="list-style-type: none"> • Colon cancer, IBD, diverticulitis - <i>Stefan Post (Germany)</i> • Rectal cancer, proctology - <i>Jarno Melenhorst (The Netherlands)</i>
18:00 Silver Plenary Hall	<p>Presentation of the Lars Pålman EBSQ medal</p> <p>Chairs: <i>Dieter Hahnloser (Switzerland), Stefan Post (Germany)</i></p> <p>For the first time, ESCP will award the Lars Pålman medal to the highest merit of EBSQ examinees in 2015. This year the medal is awarded to Mr Arshad Malik (UK).</p>
18:00 - 19:00 Silver Plenary Hall	<p>EDUCATIONAL: Coloproctology - How to Start to Engage Online and Future Developments in Surgical Social Media</p> <p>Chairs: <i>Richard Brady (UK), Steven Wexner (USA)</i></p> <p>Introduction: <i>Steven Wexner (USA)</i></p> <ul style="list-style-type: none"> • Current state of the nation regarding colorectal social media: uptake and cautions - <i>Richard Brady (UK)</i> • Facts, favourites and fame - how and why I use social media in my practice - <i>Julio Mayol (Spain)</i> • Collaboratives, colleagues and campaigns: connecting trainees across social media - <i>Edward Fitzgerald (UK)</i> • The other side of the firewall - social media developments in other specialties - <i>Marie Ennis-O'Connor (Ireland)</i> • Panel discussion



<p>18:00 - 19:00 Red Parallel Hall</p>	<p>Free Papers: Neoplasia Chairs: Aldo Infantino (Italy), Gabriella Palmer (Sweden)</p> <ul style="list-style-type: none"> F13: Pelvic exenteration for recurrent rectal cancer (RRC): a multi-center international analysis - <i>The PelvEx Collaborative (Ireland)</i> F14: Organ preservation for clinical complete and near complete responders after chemoradiotherapy for rectal cancer: long-term results of 196 patients - <i>Britt Hupkens (The Netherlands)</i> F15: First results of the International Watch & Wait Database (IWWD) for Rectal Cancer - <i>Britt Hupkens (The Netherlands)</i> F16: Quality of life and functional outcome in rectal cancer patients: watch-and-wait policy versus chemoradiation and TME - a matched controlled study - <i>Britt Hupkens (The Netherlands)</i> F17: Risk factors for positive circumferential resection margin after rectal resection for cancer: a nationwide, propensity score matched analysis - <i>Mads Klein (Denmark)</i> F18: Long-term bowel dysfunction in patients treated for cancer in cecum and the ascending colon - <i>Helene Mathilde Larsen (Denmark)</i>
<p>18:00 - 19:00 Blue Parallel Hall</p>	<p>Free Papers: Proctology & Neoplasia Chairs: Pavle Košorok (Slovenia), Tryggvi Stefansson (Iceland)</p> <ul style="list-style-type: none"> F19: Long-term effects of preoperative radiotherapy on testicular function in rectal cancer patients - <i>John Tapper (Sweden)</i> F20: Multivisceral resection for locally advanced colon and rectal cancer - <i>Marlies Versteegen (The Netherlands)</i> F21: Percutaneous tibial nerve stimulation - PTNS for chronic therapy resistant anal fissure. 2 yr follow-up - <i>Louis Banka Johnson (Sweden)</i> F22: Appropriate intake of fiber supplement can correct deranged defecatory habits and prevent need for surgery in most patients with advanced hemorrhoids - <i>Mohinder Kumar Garg (India)</i> F23: Overlapping modification of the mucosal advancement flap improves outcomes - <i>Emad Sammodi (Jordan)</i> F24: THD device versus HALO device for doppler-guided haemorrhoidal artery ligation - <i>Jim Tiernan (UK)</i>
<p>19:00 - 19:30 Red Parallel Hall</p>	<p>Oral Posters: Proctology Chairs: Tadas Latkauskas (Lithuania), Jared Torkington (UK)</p> <ul style="list-style-type: none"> OP07: Sinusectomy for primary pilonidal sinus, a single center ten years' experience - <i>Arnaud Dupuis (Switzerland)</i> OP08: Long term safety and efficacy of patients after implantation of a magnetic anal sphincter device for fecal incontinence - <i>Faramarz Pakravan (Germany)</i> OP09: Perineal hygiene, a key point factor in the treatment of pilonidal disease to decrease healing time and lower complication's rate - <i>Arnaud Dupuis (Switzerland)</i> OP10: Cost analysis of complicated diverticulitis, comparing laparoscopic lavage and Hartmann's procedure: within the framework of the randomized controlled DILALA trial - <i>Jacob Gehrman (Sweden)</i> OP11: Long-term outcome of surgical treatment for familial adenomatous polyposis with use of cell transplantation - <i>Alexander Kuzminov (Russia)</i> OP12: Robot-assisted sacrocolporectopexy for multi-compartment prolapse of the pelvic floor; a prospective cohort study evaluating functional and sexual outcome - <i>Jan van Iersel (The Netherlands)</i>
<p>19:00 - 19:30 Blue Parallel Hall</p>	<p>Oral Posters: Proctology, IBD & Neoplasia Chairs: Zuzana Serclova (Czech Republic), Niels Wijffels (The Netherlands)</p> <ul style="list-style-type: none"> OP13: Pre-operative patients' related risk factors and unfavorable postoperative outcome in patients with Crohn's disease undergoing bowel resections: ESCP pan-European audit 2015 - <i>Pan-European Audit Collaborative Group (UK)</i> OP14: Surgery and surgeon's related risk factors associated with unfavorable postoperative outcome in patients with Crohn's disease undergoing bowel resections. ESCP pan-European audit 2015 - <i>Pan-European Audit Collaborative Group (UK)</i> OP15: A population-based study of salvage surgery after transanal endoscopic microsurgery for rectal cancer - <i>Torbjörn Swartling (Sweden)</i> OP16: Emergency surgery for colorectal cancer (CRC) - <i>Samuele Vaccari (Italy)</i> OP17: Sutured hemorrhoidopexy for hemorrhoids: a retrospective multicentre study of 189 patients - <i>R.R. van Tol (The Netherlands)</i> OP18: LIFT procedure for peri-anal fistulas: risk factors for failure - <i>Charlotte Deen-Molenaar (The Netherlands)</i>
<p>19:00 - 19:30 Yellow Hall 1</p>	<p>Student Oral Posters Chairs: Pamela Buchwald (Sweden), Zbigniew Lorenc (Poland)</p> <ul style="list-style-type: none"> OP01: Malone antegrade colonic enema procedure in adults: long-term clinical outcomes in 3 indications - <i>Nicolas Zalay (France)</i> OP02: Preoperative exclusive oral polymeric diet enriched with transforming growth factor-beta 2 (Modulen®) could decrease postoperative morbidity after surgery for complicated ileocolonic Crohn's disease - <i>Solafah Abdalla (France)</i> OP03: Morbidity after subtotal colectomy for ulcerative colitis - <i>Mathilda Lissel (Sweden)</i> OP04: What is the impact of thickness of anastomotic doughnuts on risk of anatomic leakage after colorectal resection? Results of a prospective study on 154 consecutive cases - <i>Solafah Abdalla (France)</i> OP05: PET-CT Scan vs sentinel node biopsy in the detection of inguinal lymph node metastases in patients affected by anal cancer - <i>Elettra Ugliano (Italy)</i> OP06: Patient outcomes for perineal closure in abdominoperineal resection of the rectum (APER): 10-year retrospective analysis - <i>Kit Yeng Wong (UK)</i>
<p>19:30 - 20:30</p>	<p>ESCP Welcome Reception in the Exhibition Hall</p>

Time / Location	Event
THURSDAY 29 SEPTEMBER 2016	
07:30 - 08:45 Red Parallel Hall	Oral Posters: Neoplasia Chairs: <i>Anna Lepistö (Finland), Conor Shields (Ireland)</i> <ul style="list-style-type: none"> • OP34: A prospective cohort of metachronous cancers in a lynch population - <i>Jeremie Lefevre (France)</i> • OP35: Management of suspicious pelvic sidewall nodes in patients with rectal cancer - <i>Victoria Banwell (UK)</i> • OP36: Standardised laparoscopic colon surgery can achieve oncological outcomes comparable to open complete mesocolic excision with reduced morbidity: a 601 case multicentre experience - <i>Nick J Battersby (UK)</i> • OP37: Prevalence and characteristics of unexpected rectal cancer in benign appearing large non-pedunculated rectal polyps - <i>Maxime Bronzwaer (The Netherlands)</i> • OP38: Going 'straight to test': telephone assessment clinics can provide a more efficient way of dealing with two week wait colorectal cancer referrals - <i>Danielle Browning (UK)</i> • OP39: The depth of the tumor infiltration into the mesocolic fat is a risk factor for bad oncologic outcome after pT3 colon cancer resection - <i>Carlos Cerdán (Spain)</i> • OP40: Individualizing surgical treatment based on tumour response following neoadjuvant therapy in T4 primary rectal cancer: The experience of two European tertiary colorectal centres - <i>Quentin Denost (France)</i> • OP41: Oncological safety and evolution of intersphincteric resection over 25 years - <i>Quentin Denost (France)</i> • OP42: The effect of sphincter-preservation and radiation on long-term quality of life in low rectal cancer. A national retrospective study - <i>Katrine Emmertsen (Denmark)</i> • OP43: Greater regression of extramural venous invasion is observed on post treatment MRI at 12- weeks versus 6-weeks after completion of neoadjuvant chemoradiotherapy - <i>Jessica Evans (UK)</i> • OP44: Oncologic results after conventional and extralevator abdominoperineal rectal excision. Analysis of a consecutive institutional series - <i>Matteo Frasson (Spain)</i> • OP45: How does the robotic approach manage pitfalls in rectal surgery? A European prospective, multicenter evaluation - <i>Marcos Gómez Ruiz (Spain)</i> • OP46: Adenomatous-like lesions at restaging endoscopy after chemoradiotherapy for rectal cancer: candidates for a Watch-and-Wait policy? - <i>Britt Hupkens (The Netherlands)</i> • OP47: A nationwide MRI study of pelvic insufficiency fractures after preoperative radiotherapy for rectal cancer - <i>Jesper Beck Jørgensen (Denmark)</i> • OP48: Oncologic outcomes of metallic stent insertion before surgery versus immediate surgery for obstructing left-sided colorectal cancer: a multicenter comparative study using propensity score analysis - <i>Sung Il Kang (Republic of Korea)</i>
07:30 - 08:45 Yellow Parallel Hall	Oral Posters: Functional Disorder & Miscellaneous Chairs: <i>Dimitri Christoforidis (Switzerland), Ole Helmer Sjo (Norway)</i> <ul style="list-style-type: none"> • OP19: Fecal incontinence treated by sacral neuromodulation: world's largest single center study - <i>P.T.J. Janssen (The Netherlands)</i> • OP20: Predictive factors of success after magnetic anal sphincter augmentation for fecal incontinence - <i>Mia Kim (Germany)</i> • OP21: An investigation into the efficacy of transcutaneous electric nerve stimulation on acupoints (Acu-TENS) for the treatment of faecal incontinence - <i>Tony Mak (Hong Kong)</i> • OP22: Chronic pain after rectal cancer treatment development and validation of a scoring system for post-surgical chronic pain - <i>Alexander Mortensen (Denmark)</i> • OP23: Intra-operative adverse events during laparoscopic ventral mesh rectopexy - <i>Mostafa Shalaby (Italy)</i> • OP24: Adhesive small bowel obstruction: Trends in incidence, management and outcomes over 15 years - <i>Mohamed Abdelhalim (UK)</i> • OP25: No increased risk of complications after a first episode of uncomplicated diverticulitis - <i>Kalle Andreasson (Sweden)</i> • OP26: Global variations in the outcome of emergency abdominal surgery: multicentre, international, prospective, cohort study - <i>GlobalSurg Collaborative (UK)</i> • OP27: Angiotensin-converting enzyme inhibitors (ACEi), but not angiotensin receptor blockers (ARBs) are associated with ischaemic colitis - <i>AS Ewing (UK)</i> • OP28: Transversus abdominis plane (TAP) block in laparoscopic colorectal surgery: a meta-analysis - <i>Elisabeth Hain (France)</i> • OP29: Considerations for Hartmann's reversal - a multicenter study from the Israeli Hartmann's reversal group - <i>Oded Zmora (Israel)</i> • OP30: Laparoscopic lavage or colonic resection for acute perforated sigmoid diverticulitis: a systematic review and meta-analysis - <i>Peter Stewart (UK)</i> • OP31: Prevalence and 1-year mortality of acute kidney injury after colorectal cancer surgery: a population-based study - <i>Charlotte Slagelse (Denmark)</i> • OP32: Compression versus hand-sewn and stapled anastomosis in colorectal surgery: a systematic review and meta-analysis of randomized controlled trials - <i>Alistair Slesser (UK)</i> • OP33: Surveillance of duodenal polyposis in familial adenomatous polyposis: should the Spigelman score be modified? - <i>Isabelle Sourrouille (France)</i>



<p>07:30 - 10:15 Blue Parallel Hall</p>	<p>EDUCATIONAL: Trainee Video Session Standardised step-by-step teaching videos</p> <p>Chairs: <i>Gabriela Möslein (Germany), Baljit Singh (UK)</i></p> <ul style="list-style-type: none"> • Essential anatomy in TME - <i>Ayhan Kuzu (Turkey)</i> • Intra-operative bleeding and management during laparoscopic surgery - <i>Dursun Bugra (Turkey)</i> • Abdominal wall treatment - <i>Neil Smart (UK)</i> • To do and not do to in anal sepsis - <i>David Zimmerman (The Netherlands)</i> • Pilonidal disease: Limberg flap - <i>Lukas Marti (Switzerland)</i> • High tie of the middle colic artery: open access, laparoscopic access - <i>Klaus Weber (Germany), Amjad Parvaiz (UK)</i> • Delorme's procedure for rectal prolapse - <i>Pierpaolo Sileri (Italy)</i> • Stoma: do's and don'ts - <i>Harald Rosen (Austria)</i> 	<p>Supported by a grant from ETHICON <small>PART OF THE Johnson & Johnson FAMILY OF COMPANIES</small></p>
<p>08:00 - 08:45 Silver Plenary Hall</p>	<p>ESCP Guidelines Update</p> <p>Chairs: <i>Yves Panis (France), Carolynne Vaizey (UK)</i></p> <ul style="list-style-type: none"> • Intestinal failure guidelines update - <i>Carolynne Vaizey (UK)</i> • Proposed haemorrhoidectomy scoring system - <i>Stephanie Breukink (The Netherlands)</i> • ECCO/ESCP surgical guidelines on Crohn's disease - <i>Andre D'Hoore (Belgium)</i> • ESCP's future guidelines priorities: interactive debate 	
<p>08:45 - 10:15 Silver Plenary Hall</p>	<p>New Trials Forum Presentation and review of new trials in the ESCP</p> <p>Chair: <i>Dion Morton (UK)</i></p> <p>Expert panel: <i>André D'Hoore (Belgium), Peter Christensen (Denmark), Carolynne Vaizey (UK), Oded Zmora (Israel)</i></p> <p>New trials presentations: four proposals reviewed by the expert panel</p> <ul style="list-style-type: none"> • T01: STAR-TREC: can we Save the rectum by watchful waiting or TransAnal microsurgery following (chemo) Radiotherapy versus Total mesorectal excision for early Rectal Cancer? - <i>Simon Bach (UK)</i> • T02: SupPoRtive Exercise Programmes for Accelerating REcovery after major ABdominal Cancer surgery (PREPARE-ABC) - <i>James Hernon (UK)</i> • T03: Preparation with mechanical bowel cleansing or/and oral antibiotics or nothing for elective colorectal surgery Two-Two-Arm Multicentre Randomised Controlled Studies (MECCLAND –C and –R Trials) - <i>Evaghelos Xynos (Greece)</i> • T04: Neoadjuvant chemotherapy in locally advanced colon cancer - ELECLA trial - <i>Jorge Arredondo (Spain)</i> <p>Guidelines synthesis: guideline synopsis on rectal preserving treatment options - <i>Pieter Tanis (Netherlands)</i></p> <ul style="list-style-type: none"> • Announcing the ESCP cohort study for 2017 - <i>Alaa El-Hussuna (Denmark)</i> • Trials Posters T01 - T013 will be located outside Red Parallel Hall on level 1 	
<p>10:15 - 10:45 Silver Plenary Hall</p>	<p>Keynote Lecture: Cytoreductive Surgery and HIPEC in Colorectal Cancer</p> <p>Chair: <i>Selman Sokmen (Turkey)</i></p> <p>Speaker: <i>Olivier Glehen (France)</i></p>	
<p>10:45 - 11:45</p>	<p>Long Coffee Break/Exhibition/Posters</p>	
<p>10:50 - 11:15 Exhibition Hall</p>	<p>Karl Storz Small Hall Session: Innovative Technologies to improve safety and functional results in Colorectal Cancer</p>	
<p>11:20 - 11:45 Exhibition Hall</p>	<p>B.Braun Small Hall Session: Vacuum Therapy for Anastomotic Leakage: 10 Years of Experience and New Challenges</p>	
<p>10:45 - 11:45 Red Parallel Hall</p>	<p>Ethicon Satellite Symposium: Improving function post Total Mesorectal Excision (See details on page 36)</p>	
<p>10:45 - 12:45 Blue Parallel Hall</p>	<p>EDUCATIONAL: Trainee Round Table Session For trainees only: case presentations and table discussion with experts</p> <p>Chair: <i>Dieter Hahnloser (Switzerland)</i></p> <p>Experts: <i>Donato Altomare (Italy), Willem Bemelman (The Netherlands), Sebastiano Biondo (Spain), Eloy Espin Basany (Spain), André D'Hoore (Belgium), Peter Kienle (Germany), Gabriela Möslein (Germany), Yves Panis (France), Mark Potter (UK), Giovanni Romano (Italy), Pierpaolo Sileri (Italy), Baljit Singh (UK), Janindra Warusavirtarne (UK), David Zimmerman (The Netherlands)</i></p> <p>Case Presentations:</p> <ul style="list-style-type: none"> • Fulminant toxic colitis - <i>Feza Remzi (USA)</i> • Haemorrhoidal disease - <i>Carlo Ratto (Italy)</i> 	

11:45 - 11:55 Silver Plenary Hall	ESCP President's Address Stefan Post - ESCP President	
11:55 - 13:05 Silver Plenary Hall	The Six Best Free Papers Chairs: Anna Martling (Sweden), Stefan Post (Germany) <ul style="list-style-type: none"> B1: Right colectomy for cancer. Results of a trans-continental prospective study including 2536 patients - <i>ESCP 2015 Pan-European Audit Collaborative Group (UK)</i> B2: Formal surgical competence level and survival after coloncancer surgery - <i>Mile Bergvall (Sweden)</i> B3: Results of a prospective randomised control 6 vs 12 trial: is greater tumour downstaging observed on post treatment MRI if surgery is delayed to 12-weeks versus 6-weeks after completion of neoadjuvant chemoradiotherapy? - <i>Jessica Evans (UK)</i> B4: Pelvic local recurrence: surgical challenge with changing preconditions - <i>Henrik Iversen (Sweden)</i> B5: Haemorrhoidal artery ligation versus rubber band ligation: results and economic analysis of a multicentre, randomised controlled trial - <i>Jim Tiernan (UK)</i> B6: The presence of Irritable Bowel Syndrome predicts the severity of fecal incontinence after acute obstetric sphincter repair rather than the presence of a sphincter defect - <i>Alexander Engel (Australia)</i> 	 
13:05 - 14:15	Long Lunch/Exhibition/Posters/Lunchtime Posters	
13:15 - 14:10 Exhibition Hall	Frankenman Small Hall Session: East meets West – A shared experience on the treatment of low rectal cancer	
13:15 - 14:15 Red Parallel Hall	Medtronic Satellite Symposium: Patient Centered Care - Enhance. Expand. Optimize. (See details on page 36)	
13:00 - 14:15 Blue Parallel Hall	EDUCATIONAL: Workshop for Authors: How to Write a Paper A Colorectal Disease teaching session Chairs: Neil Mortensen (UK), Steven Wexner (USA) <ul style="list-style-type: none"> How to write an original research paper - <i>John Nicholls (UK)</i> How to write a systematic review - <i>Omar Faiz (UK)</i> How to review a paper - <i>Neil Smart (UK)</i> How to prepare and submit a video - <i>Ronan Cahill (Ireland)</i> What the editors expect - <i>Alexander Engel (Australia)</i> 	supported by Colorectal Disease 
14:15 - 15:15 Silver Plenary Hall	ESCP/ECCO Symposium: What's New in IBD? Chairs: Tom Øresland (Norway), Steven Wexner (USA) <ul style="list-style-type: none"> TAMIS pouch surgery: a new paradigm? - <i>Janindra Warusavitarne (UK)</i> Irritable pouch syndrome, cuffitis and pouchitis: what to do - <i>Ailsa Hart (UK)</i> Surgical causes and (TAMIS) solutions for pouch dysfunction - <i>Willem Bemelman (The Netherlands)</i> 	An ESCP session developed in collaboration with S-ECCO 
14:15 - 15:15 Red Parallel Hall	ESCP/EAES Symposium: Minimally Invasive Procedures for Rectal Prolapse Chairs: Roberto Bergamaschi (USA), Eduardo Targarona (Spain), <ul style="list-style-type: none"> Overview on functional outcome and recurrence - <i>Alexander Engel (Australia)</i> Laparoscopic/robotic ventral approach - <i>André D'Hoore (Belgium)</i> Posterior approach - <i>Eduardo Targarona (Spain)</i> 	A jointly organised EAES/ESCP session 
15:15 - 15:45 Silver Plenary Hall	International Travelling Fellow Free Papers Chairs: Emmanuel Tiret (France), Claudio Wainstein (Chile) <ul style="list-style-type: none"> ASCRS Visiting Fellow: Simvastatin enhances radiation sensitivity of colorectal cancer cells by targeting the EGFR-RAS-ERK axis - <i>Matt Kalady</i> JSCP Visiting Fellow: Oncological outcomes of laparoscopic total mesorectal excision with extended lateral pelvic lymph node dissection for advanced lower rectal cancer after preoperative chemoradiotherapy - <i>Takashi Akiyoshi</i> KSCP Visiting Fellow: Selective lateral pelvic lymph node dissection: a comparative study of the robotic versus laparoscopic approach - <i>Hye Jin Kim</i> 	

MEDTRONIC LUNCH SYMPOSIUM

ESCP Congress 2016,
Milan



Thursday, Sept. 29
13:15 – 14:15
Parallel Hall 1 – Red Hall

**Patient Centered Care.
Enhance. Expand. Optimize.**

Chairmen:

Pr Paul-Antoine Lehur, Nantes, France
Pr Michel Adamina, Winterthur, Switzerland

**Prosthetic fistula surgery:
State of the Art**

Dr Leonardo Lenisa, Milan, Italy

**Experience with – enhanced
recovery after surgery – in
colorectal surgery:
lesson learned after
2000 laparoscopic resections**

Dr Gianluca Garulli, Riccione, Italy

**Standardizing Sacral
Neuromodulation – Improving
Patient Outcomes**


Pr Paul-Antoine Lehur, Nantes, France




Photo credit: iStock

© 2016 Medtronic. All rights reserved. Medtronic, Medtronic logo and Further, Together are trademarks of Medtronic. All other brands are trademarks of a Medtronic company.
16-eu-escp-full-page-advert-1235254

Medtronic
Further, Together



15:45 - 16:15	Coffee Break/Exhibition/Posters	
15:45 - 16:15 <i>Exhibition Hall</i>	Medtronic Small Hall Session: Mini-invasive Colorectal Surgery: Clinical Outcome Enhancement vs Open approach	Medtronic Further. Together
15:45 - 17:00 <i>Blue Parallel Hall</i>	EDUCATIONAL: Interactive Trainee Workshop Chair: <i>David Zimmerman (The Netherlands)</i> <ul style="list-style-type: none"> • Internal rectal prolapse - <i>Pierpaolo Sileri (Italy)</i> • Malignant colorectal polyps - <i>Mark Potter (UK)</i> • Colorectal trauma - <i>Hugh Gallagher (UK)</i> 	
16:15 - 16:45 <i>Silver Plenary Hall</i>	Keynote Lecture: Surgical Management of Intestinal Failure Chair: <i>Yves Panis (France)</i> Speaker: <i>Iain Anderson (UK)</i>	Supported by a grant from BJS
16:45 - 17:45 <i>Silver Plenary Hall</i>	Free Papers: Neoplasia Chairs: <i>Gunnar Baatrup (Denmark)</i> , <i>Dursun Bugra (Turkey)</i> <ul style="list-style-type: none"> • F25: Who is the ideal patient to be safely discharged after three days within an enhanced recovery surgery (ERAS) protocol - <i>Jimmy Ng (UK)</i> • F26: Quality of life in the randomized trial EASY - early closure of a temporary ileostomy after rectal resection for cancer - <i>Jennifer Park (Sweden)</i> • F27: Does time from primary colorectal cancer resection to recurrence affect survival after cytoreductive surgery and heated intraperitoneal chemotherapy for colorectal peritoneal metastases? - <i>Abhilasha Patel (UK)</i> • F28: Health related quality of life three years after abdominoperineal excision for rectal Cancer - <i>Anna Ledebø (Sweden)</i> • F29: Laparoscopic modified mesocolic excision with central vascular ligation in right-sided colon cancer shows better oncologic outcomes compared with the open approach - <i>Jung Kyong Shin (Republic of Korea)</i> • F30: Chemoradiation followed by organ-sparing transanal endoscopic microsurgery for distal rectal cancer: long term results of the CARTS study - <i>R.C.H. Stijns (The Netherlands)</i> 	
16:45 - 17:45 <i>Yellow Parallel Hall</i>	Free Papers: Randomised Clinical Trials Chair: <i>Oded Zmora (Israel)</i> Co-chairs: <i>Thomas Pinkney (UK)</i> , <i>Søren Laurberg (Denmark)</i> <ul style="list-style-type: none"> • F31: The ACCURE-UK trial: the effect of appendectomy on the clinical course of ulcerative colitis - a randomised feasibility trial - <i>Dmitri Nepogodiev (UK)</i> • F32: Transanal versus abdominal low rectal dissection for rectal cancer: long term results of the Bordeaux' randomized trial - <i>Quentin Denost (France)</i> • F33: Is there a difference in surgical morbidity and mortality when surgery is delayed to 12-weeks versus 6-weeks post neoadjuvant chemoradiotherapy for locally advanced rectal cancer? - <i>Jessica Evans (UK)</i> • F34: Early closure of a temporary ileostomy in patients with rectal cancer: a multicenter randomized controlled trial - <i>Jennifer Park (Sweden)</i> • F35: Complete Mesocolic Excision vs. standard right hemicolectomy Trial (COMET) - <i>Nathan Curtis (UK)</i> • F36: Randomised multicenter trial on the usefulness of intraoperative angiography with indocyanine green to assess anastomosis perfusion in patients who undergo laparoscopic rectal resection or left colectomy - <i>Maggiore Riccardo (Italy)</i> 	
16:45 - 17:45 <i>Red Parallel Hall</i>	Ethicon Satellite Symposium: Novel strategies for anastomotic leakage prevention in colorectal surgery (See details on page 36)	ETHICON PART OF THE Johnson & Johnson FAMILY OF COMPANIES
17:45 - 18:15 <i>Silver Plenary Hall</i>	Keynote Lecture: Multidisciplinary Management of Perianal Crohn's Disease Chair: <i>Zoran Krivokapic (Serbia)</i> Speaker: <i>André D'Hoore (Belgium)</i>	supported by Colorectal Disease WILEY
18:15 - 18:55 <i>Silver Plenary Hall</i>	ESCP Annual General Meeting	
20:00	ESCP Conference Dinner at Osteria del Treno - see details on page 31	



Time / Location	Event
FRIDAY 30 SEPTEMBER 2016	
08:00 - 09:00 Silver Plenary Hall	Symposium: New Methods in Low Rectal Cancer Chairs: <i>Michel Adamina (Switzerland), Eric Rullier (France)</i> <ul style="list-style-type: none"> • Transanal TME - technique step-wise approach - <i>Antonio Lacy (Spain)</i> • Transanal TME - what can go wrong? - <i>Antonino Spinelli (Italy)</i> • Individualised APE - <i>Petr Tsarkov (Russia)</i>
08:00 - 08:45 Yellow Parallel Hall	Oral Posters: Neoplasia Chairs: <i>Goran Barisic (Serbia), Marc Duinslaeger (Belgium)</i> <ul style="list-style-type: none"> • OP49: Ano(neo-)rectal functional outcome following TaTME - <i>Werner Kneist (Germany)</i> • OP50: Incidental colorectal FDG-uptake on PET/CT scan: what does subsequent colonoscopy show? - <i>Sabrina Just Kousgaard (Denmark)</i> • OP51: Analysis of anatomic variants of superior mesenteric artery and vein using multidetector computed tomography - <i>Ayhan Kuzu (Turkey)</i> • OP52: Postoperative use of non-steroidal anti-inflammatory drugs and the risk for anastomotic leakage after anterior resection for rectal cancer - <i>Daniel Kverneng Hultberg (Sweden)</i> • OP53: Does synchronous polypectomy in the presence of malignancy confer an increased risk of local recurrence? - a retrospective analysis - <i>Zhi Peng Nick Ng (Singapore)</i> • OP54: Should we 'eat' the cost of doughnuts? No clinical benefit from routine histologic examination of doughnuts at low anterior resection for rectal cancer - <i>Johan Nordenstam (USA)</i> • OP55: Improved specimen quality with laparoscopic versus open colonic resection for cancer: a nationwide propensity score matched study - <i>Rasmus Peuliche Vogelsang (Denmark)</i> • OP56: Accuracy of preoperative T and N staging in colon cancer - a national population-based study - <i>Annika Sjövall (Sweden)</i> • OP57: Risk of pelvic and hip fracture after anal cancer: a Danish nationwide cohort study - <i>Kåre Gotschalck Sunesen (Denmark)</i>
09:00 - 09:30 Silver Plenary Hall	Keynote Lecture: Neuropelveology: New Ground-breaking Discipline in Medicine Chair: <i>Donato Altomare (Italy)</i> Speaker: <i>Marc Possover (Switzerland)</i>
09:30 - 09:45 Silver Plenary Hall	ESCP Honorary Member Awards Chair: <i>Stefan Post (Germany)</i> This year, ESCP is delighted to award honorary memberships to: <i>Adam Dziki (Poland) - with an introduction by Alexander Herold (Germany)</i> <i>Angelita Habr-Gama (Brazil) - with an introduction by Geerard Beets (The Netherlands)</i> <i>Werner Hohenberger (Germany) - with an introduction by Søren Laurberg (Denmark)</i>
09:45 - 09:50 Silver Plenary Hall	ESCP Best Paper and Best New Trial Presentation Awards The ESCP Best Paper prize is donated by the BJS Society 
09:50 - 10:05 Silver Plenary Hall	ESCP Fellowship Update Chairs: <i>Filippo La Torre (Italy), Stefan Post (Germany)</i> Presenters: <ol style="list-style-type: none"> 1. <i>Gabriele Böhm (Germany) visited University Hospital, Aarhus, Denmark</i> 2. <i>Gianluca Pellino (Italy) visited The Royal Marsden, London, United Kingdom</i> <div style="text-align: right;"> 2015-2016 ESCP Fellowships are supported by ESCP and educational partners  </div>
10:05 - 11:05 Silver Plenary Hall	Symposium: Anastomotic Leak in Rectal Surgery Chairs: <i>Ronan O'Connell (Ireland), Feza Remzi (USA)</i> <ul style="list-style-type: none"> • Prevention - <i>Frederic Ris (Switzerland)</i> • How to handle the acute leak? - <i>Gordon Carlson (UK)</i> • How to handle the chronic leak? - <i>Pieter Tanis (The Netherlands)</i>
11:05 - 11:30	Coffee Break/Exhibition/Posters
11:15 - 12:15 Red Parallel Hall	Frankenman Satellite Symposium Transanal TME - from Innovation to Widespread Adoption (See details on page 36) 

11:15 - 12:15 Yellow Parallel Hall	EDUCATIONAL: Information on the EBSQ Examination Chair: <i>Janindra Warusavitarne (UK)</i> <ul style="list-style-type: none"> • UEMS and EBSQ: what is it all about? - <i>Klaus Matzel (Germany)</i> • Mock exam - <i>Dieter Hahnloser (Switzerland)</i> • Mock exam - <i>John Nicholls (UK)</i>
11:30 - 12:15 Silver Plenary Hall	Oral Posters: IBD Chairs: <i>Alexandre Duarte (Portugal), Karen Nugent (UK)</i> <ul style="list-style-type: none"> • OP58: Cell therapy in patients with fistulous Crohn's disease is safe and effective: a phase I-II clinical trial - <i>Jorge Baixauli-Fons (Spain)</i> • OP59: Anti-TNF therapy is associated with increased risk of postoperative morbidity after surgery for ileocolonic Crohn's disease: outcome analysis in a prospective nationwide cohort of 592 patients conducted by the GETAID chirurgie group - <i>Antoine Brouquet (France)</i> • OP60: Risk for anastomotic leakage after ileorectal anastomosis - a cohort study - <i>Christian Buchli (Sweden)</i> • OP61: Close rectal dissection versus total mesorectal excision in patients with inflammatory bowel disease - <i>Joline de Groof (The Netherlands)</i> • OP62: Are angiogenic mechanisms in mesenteric adipose tissue of Crohn's disease patients dysregulated? - <i>Mohammad Eddama (UK)</i> • OP63: Factors affecting outcome after ileal pouch-anal anastomosis (IPAA) with and without defunctioning ileostomy - <i>Sarah Goodbrand (UK)</i> • OP64: Adipose-derived stem cell treatment for complex Crohn's perianal abscess/fistula when conventional operations have failed - <i>Eon Chul Han (Republic of Korea)</i> • OP65: Usefulness of endoscopic balloon dilation for colorectal strictures in patients with Crohn's disease who underwent administration of TNF-alfa inhibitor - <i>Fumihito Hirai (Japan)</i> • OP66: <i>Campylobacter concisus</i> in chronic pouchitis - <i>Karina Frahm Kirk (Denmark)</i>
12:15 - 12:45 Silver Plenary Hall	Keynote Lecture: Clinical Importance of Somatic Mutations and Subgroups in Colorectal Cancer Chair: <i>Alexander Engel (Australia)</i> Speaker: <i>Jan Paul Medema (The Netherlands)</i>
12:45 - 13:45	Lunch/Exhibition/Posters/Lunchtime Posters
12:45 - 13:45 Red Parallel Hall	EDUCATIONAL: Controversies in New Technology: Robotics in Colorectal Surgery Chairs: <i>Adam Dziki (Poland), Mike Parker (UK)</i> <ul style="list-style-type: none"> • Pro robotic in colorectal surgery - <i>Paolo Pietro Bianchi (Italy)</i> • Contra robotic in colorectal surgery - <i>Steven Wexner (USA)</i>
13:45 - 14:45 Silver Plenary Hall	Symposium: Treatment for Colon Cancer - Time for a Change? Chairs: <i>Ismail Gogenur (Denmark), Werner Hohenberger (Germany)</i> <ul style="list-style-type: none"> • Management of locally advanced colonic cancers - <i>Dion Morton (UK)</i> • What is CME? - <i>Ayhan Kuzu (Turkey)</i> • Critical appraisal of CME: surgery for locally advanced colonic cancers - <i>Des Winter (Ireland)</i>
14:45 Silver Plenary Hall	ESCP Lunchtime Poster Award Presented by: <i>Anna Martling (Sweden), Kaspars Snippe (Latvia), Emmanuel Tiret (France)</i>
14:45 - 16:15 Silver Plenary Hall	Consultants' Corner Facilitators: <i>Sebastiano Biondo (Spain), Evangelos Xynos (Greece)</i> Panel: <i>Willem Bemelman (The Netherlands), Lene Iversen (Denmark), Feza Remzi (USA), Patricia Roberts (USA), Giovanni Romano (Italy), Marek Szczepkowski (Poland), Steven Wexner (USA)</i>
16:15 - 16:20 Silver Plenary Hall	Closing ceremony

FUTURE ESCP CONGRESS AND REGIONAL MEETING DATES

	Event	Location and Dates
2016	ESCP 2nd Regional Masterclass Modern and Advanced Management of Rectal Cancer	Katowice, Poland Thursday 6 October 2016 <i>Organised in conjunction with the Polish Club of Coloproctology Supported by an educational grant from Ethicon</i> 
2017	ESCP 3rd Regional Masterclass Novel Management of Pelvic Floor Disorders	Almeria, Spain Wednesday 17 May 2017 <i>Organised in conjunction with the Asociación Española de Coloproctología Supported by an educational grant from Medtronic</i> 
	ESCP Annual Scientific Meeting	20 - 22 September, Berlin, Germany
	ESCP 4th Regional Masterclass Multidisciplinary Management of Colorectal Tumours	Budapest, Hungary Friday 17 November 2017 <i>Organised in conjunction with the Chapter of Coloproctology of the Hungarian Surgical Society</i>
2018	ESCP Annual Scientific Meeting	26 - 28 September, Nice, France
2019	ESCP Annual Scientific Meeting	25 - 27 September
2020	ESCP Annual Scientific Meeting	23 - 25 September
2021	ESCP Annual Scientific Meeting	22 - 24 September
2022	ESCP Annual Scientific Meeting	28 - 30 September

KEY MEETING DATES FOR AFFILIATED ORGANISATIONS

UEG Week, Vienna, Austria	15 - 19 October 2016
International Colorectal Forum, Villars sur Ollon, Switzerland	22 - 24 January 2017
12th ECCO Congress, Barcelona, Spain	15 - 18 February 2017
American Society of Colon & Rectal Surgeons Annual Meeting, Seattle, USA	10 - 14 June 2017
25th Int. Congress of the EAES, Frankfurt, Germany	14 - 17 June 2017

General Information

BANKS

Opening hours are Monday to Friday from 08:35 - 13.35 and again from 15.00 - 16.00.

CURRENCY

The official currency used in Italy is the Euro (€).

MEDICAL AND SAFETY INFORMATION

The emergency number to dial in Milan in the event that an ambulance is needed is **118**.

FIRST AID AT MICO

Throughout the event, qualified medical staff will be on duty in the First Aid Room, which is located on Level 0 of MiCo, North Wing. It can be reached by taking the either lift 40 or 41 from Levels 1 or 2.

NB: in the first instance, if you require First Aid Assistance, please contact us at Registration and we will arrange for a member of the MiCo staff to escort you to the First Aid Room.

EMERGENCIES AND EVACUATION PROCEDURE

A fire warning system is installed throughout the venue. In any emergency situation, contact one of the MiCo security staff on duty or MiCo Operations Centre directly via **internal extension 7210** or **external number +39 02 4342 7210**. MiCo will ensure that services are correctly directed to the incident to ensure that it is dealt with promptly and safely.

If circumstances make it necessary to leave the building, please follow the instructions of the MiCo Emergency Staff (in uniform). For your own safety, everyone must leave the building by the nearest exit. Please do not use the lifts if evacuating the building. Once outside, information will be given regarding arrangements for returning into the building by the MiCo Emergency Staff in charge of the Incident.

THE NEAREST MEDICAL CENTRES TO MICO ARE:

Columbus Clinic Center

Columbus Clinic Center
Via Michelangelo Buonarroti, 48, Milan
Tel: +39 02 481 2920
www.centrocuoremilano.com

Opening Hours

Monday to Friday: 08:00 - 15:00 / Saturday: Closed

Istituto Clinico San Siro

Via Monreale, 18, 20148 Milan
Tel: +39 02 487851
<https://sansiro.grupposandonato.it/>

Opening Hours

Every day: 06:30 - 21:00

Centro Medico Odescalchi Srl

Piazza Carlo Stuparich, 8, 20148 Milan
Tel: +39 02 3926 1774
<http://www.cmomilano.it>

Opening Hours

Monday to Friday: 08:30 - 20:00 / Saturday: 08:30 - 13:00

NEAREST PHARMACY TO MICO:

Farmacia Comunale N.66

Via Alcuino, 18, Milan
Tel: +39 02 349 0331

Opening Hours

Monday to Friday: 08:30 - 12:30 and 15:30 - 19:30
Saturday: 08.30 - 12.30

NEAREST PHARMACY TO MELIA MILANO

Farmacia Manelli

Via Guglielmo Silva, 39, 20149 Milan
Tel: +39 02 4800 6381

Opening Hours

Monday to Friday: 08:30 - 19:30
Saturday: 09:00 - 13:00

LIST OF DELEGATES

A full list of delegates will be displayed at the meeting, available from late on Wednesday once the majority of delegates have registered.

ESCP MEMBERSHIP ENQUIRIES

A membership enquiry and General Enquiries desk will be available during registration open hours. It will be located beside the New Registrations Desk in the main registration area and a representative of the Secretariat will be there to assist. If you are unsure about your current membership status, or have encountered any difficulty with the website, please come and visit us and we will be pleased to help. A current ESCP list of members will be available at the desk.

EBSQ EXAMINATIONS

EBSQ examinations will be held on Friday 30 September and Saturday 1 October 2016. Details and venues are as follows:

Written exam

Date / Time	Friday 30 September / 16:30
Venue	MiCo (main congress venue) in Yellow Hall 2

Individual oral exams

Date / Time	Saturday 1 October / from 08:30
Venue	Instituto Clinico Humanitas, Hospital and Research Center (IRCCS), Rozzano, Milan

FOR FURTHER INFORMATION ABOUT THE EBSQ EXAM, PLEASE CONTACT:

UEMS Section and Board of Surgery

European Board of Surgery Qualification (EBSQ)
EBSQ Coloproctology
Rue de l'Industrie, 24
1040 - Brussels
Belgium
Email: office@uemssurg.org
Web: www.uemssurg.org
Tel: **+32 (0)2 649 51 64** / Fax: **+32 (0)2 640 37 30**

Those wishing to obtain further information before application should contact:

Prof. Dr. Dieter Hahnloser

University Hospital CHUV, Lausanne, Switzerland
Tel: **+41 21 314 2406**
Email: dieter.hahnloser@chuv.ch

PD Dr. med. Franc Hetzer

Chirurgische Klinik am Kantonsspital Schaffhausen, Schaffhausen, Switzerland
Tel: **+41 (0)52 634 27 15**
Email: franc.hetzer@spital-linth.ch

Mr Janindra Warusavitarne BMED FRACS PhD

St Mark's Hospital, Harrow, United Kingdom
Tel: **+44 2082354168**
Email: j.warusavitarne@nhs.net

LOST PROPERTY

If you have lost anything at MiCo, please contact us at Registration and we will try to assist. Should you find any lost property, please bring it to Registration.

MESSAGES

An un-staffed message board is available to delegates, located near to the Registration Desks; you may leave message for delegates there if you wish, but we cannot guarantee delivery.

Evening Events

WELCOME DRINKS AT MICO

Wednesday 28 September

Time: 19:30 - 20:30

Cost: **Included for delegates.** Additional tickets **€30**


All delegates are invited to attend this event which is included in the registration fee. Additional tickets may be purchased online if you wish to bring a guest. The event will take place in the Exhibition Hall following the close of conference sessions. Delegates are then free to make their own arrangements for dinner after the reception. A list of recommended restaurants in Milan can be obtained from the General Enquiries desk. Name badges must be worn during the Welcome Reception.

DINNER AT OSTERIA DEL TRENO

Thursday 29 September

Time: 20:00 - please be at the Restaurant promptly

Cost: **€85**



This year ESCP are delighted to welcome our guests to the recommended Osteria del Treno, highly regarded by Milan locals for its excellent choice of delicious traditional Italian cuisine and wine selection.

Sala Liberty's history started long ago in 1887 when the Trainmen's House was built in via San Gregorio 46, a rare example of social architecture of the end of the century. Sala Liberty was at the core of singular historical, political and social happenings.

If you haven't purchased a ticket but would like to join us for this informal meal, please ask at Registration no later than Wednesday 28 September at 13:00. A few tickets may be available until this time.

How to get there: the restaurant can easily be reached using public transport, or is a 20 minutes taxi ride from MiCo, costing approximately €15-20.

Location:

Via S. Gregorio, 46, 20124 Milan, Italy

www.osteriadeltreno.it

T: +39 02 670 0479

DIRECTIONS FROM MICO:

By Metro:

- Take the Metro / Lilac Line 5 (Direction Bignami) from Portello to Zara
- Change to Metro/Yellow Line 3 (Direction San Donato) from Zara to Repubblica
- Turn left at exit from the Metro station then right into Via Vittor Pisani
- Walk along Via Vittor Pisani and turn first right into Via S. Gregorio

By Metro & Train:

- Take the Metro / Lilac Line 5 (Direction Bignami) from Portello to Garibaldi Fs
- Walk 3 minutes to Milano Porta Garibaldi and take the S13 train (direction Pavia) to Repubblica
- Turn right out of train station then immediately left into Via Vittor Pisani
- Walk along Via Vittor Pisani and turn first right into Via S. Gregorio

Dietary requirements: if you have any dietary requirements that were not notified as part of your registration record, please advise Registration immediately.

Getting around Milan

GETTING TO MICO FROM MILAN CITY CENTRE

MiCo Congress Centre is located 5 minutes from the city centre of Milan and is served by excellent public transport services which include a metro line linking it to the central tourist areas as well as a shuttle bus direct to Malpensa Airport, approximately 50 minutes away.

The easiest way to reach MiCo, Gate 14 is by Metro as follows -

Metro/Lilac Line 5 - the nearest Metro station to MiCo Gate 14 is Portello on Metro Purple line 5: Come out of Metro station on the north side of Viale Lodovico Scarampo, just yards from the junction with Via Bartolomeo Colleoni. Turn left and walk along Via Bartolomeo Colleoni until the next set of traffic lights. Turn right into Via Gattamelata and along, to the ESCP entrance at Gate 14.

Alternatively you can take the Metro/Red Line 1 & then the train - get off the Red Line at the "Cadorna" stop, exit the subway and go to the railroad station above: take the first train departing and get off at the "Domodossola" stop – Please note this station is 1.1km walk from MiCo Gate 14 on Via Gattamelata.

PUBLIC TRANSPORT

Milan has an excellent public transport network (ATM) – four metro lines, tram, buses, trolley-buses, and the passante ferroviario (overground metropolitan train), connect the whole city. A standard ticket costs €1.50 and must be used within 90 minutes of purchase. Please note that you cannot purchase tickets on the bus or tram. Tickets must be purchased at the metro stations, in giornali (kiosk) or tabacchi (stores marked with "T").

If you are intending to use public transport you might consider purchasing the top-up card called ricaricaMI. You can top it up with both single tickets and passes; it costs €2,50 which includes a single ticket. Further up-to-date information about Milan's public transport services can be found at www.atm.it/en

MILAN AIRPORT ENQUIRIES

MALPENSA AIRPORT

T: **(+39) 02 23 23 23**

Website: www.milanomalpensa-airport.com/en

Malpensa airport is located approximately 50km north west of Milan city centre.

LINATE AIRPORT

T: **(+39) 02 23 23 23**

Website: www.milanolate-airport.com/en

Linate Airport is the City Airport of Milan, and is just 7km from downtown.

ATM MILANO OFFICIAL APP

A new app, "Around me" has been created to help you explore the city and to purchase your tickets on the go. The app also provides information on locations of ATM underground and surface stops and authorised points of sale. Once you have downloaded the App, you can purchase tickets by PayPal or Credit Card.

TAXIS

A 15 minute journey will cost from approximately €10.00, dependent on the time of day and traffic conditions. Licensed taxis must charge you only the amount displayed on the meter; rates will be displayed inside the cab.

BUSES

There are 70 bus and 4 trolleybus lines in Milan. For full details on bus routes and to plan your journey, please visit www.atm.it/en

TRAMS

The Tram network comprises 18 urban lines and 1 interurban line (Milan - Limbiate). The system is more than 170 km long and is the biggest network in Italy. For full details on tram routes and to plan your journey, please visit www.atm.it/en

ESCP Fellowship Update



2015 – 2016 REPORT

ESCP offered ten opportunities between August 2015 and June 2016, which comprised 2-4 week Observerships, three-month Fellowships and six-month Fellowships.

First Name	Country	Host Center	Fellowship Type	Dates
Christian Buchli	Sweden	Universitair Ziekenhuis Leuven, Belgium	Observership	December 2015
Elroy Patrick Weledji	Cameroon	Kantonsspital, St. Gallen, Switzerland	Observership	November 2015
Gabriele Böhm	Germany	Aarhus University Hospital, Denmark	Observership	February 2016
Zhanlong Shen	China	St Mark's Hospital, UK	Observership	November 2015
Edgar Furnee	The Netherlands	Aarhus University Hospital, Denmark	3 Month Fellowship	April - June 2016
Jelena Petrovic	Serbia	Geneva University hospital, Switzerland	3 Month Fellowship	October - December 2015
Manol Sokolov	Bulgaria	Kantonsspital, St. Gallen, Switzerland	3 Month Fellowship	January - March 2016
Mia Kim	Germany	University Hospital Nantes, France	3 Month Fellowship	January - March 2016
Emre Sivrikoz	Turkey	St Mark's Hospital, UK	6 Month Fellowship	March 2016 - August 2016
Gianluca Pellino	Italy	The Royal Marsden, UK	6 Month Fellowship	January - June 2016

Here are reports from some Fellows on their experience:



Edgar Furnee

From: Diakonessenhuis Utrecht, The Netherlands

Visited: Aarhus University under the direction of directed by Professor Søren Laurberg

I was very fortunate to have been awarded a prestigious 3 months ESCP fellowship at Aarhus University Hospital, Denmark. I have chosen this colorectal unit as I was able to focus on areas within the field of colorectal surgery that I had relatively limited experience, and because of the excellent experiences reported from previous ESCP fellows. As I was mainly focussed on laparoscopic colorectal surgery and Inflammatory Bowel Disease during both my training in The Netherlands and electives in the UK and Italy, my primary goal of the

fellowship was to expand my knowledge and improve my skills within the areas of proctology, pelvic floor surgery and advanced colorectal cancer surgery.

The fellowship was an extremely "hands-on" experience with a wide variety of colorectal procedures. As this unit is a regional and national referral centre for perianal fistula, I was exposed to a high volume of surgical treatments for exceptionally advanced perianal and rectovaginal fistula, including LIFT, fistulotomy with primary sphincter reconstruction and stem cell treatment. I was also able to practise endoanal ultrasonography in these patients. Additionally, this unit is very well organized for patients with functional problems, including high-quality level nurse-led clinics offering a wide range of individualised conservative treatments. For patients with more advanced diseases, I had the opportunity to perform sacral nerve stimulation for faecal incontinence, (3D) laparoscopic rectopexies and Altemeier procedures in patients with external rectal

prolapse. I was also delighted that I could perform quite rarely applied procedures like a Malone appendicostomy and Chait catheter in patients with slow transit colon.

Aarhus University Hospital is one of the two referral centres in Denmark for patients with advanced colorectal cancer as well. Due to the large number of patients, I could extensively participate in pelvic exenterations to become familiar with the anatomical planes in this area. In addition, I gained experience with the different types of abdominoperineal excisions as I had the opportunity to do the dissection of the lower rectum during the perineal phase in several rectal resections. Furthermore, I was able to learn technical aspects of HIPEC procedures and I was also involved in robotic surgery for rectal cancer. Since all surgeons were very willing to discuss different aspects of the operative techniques, the surgical procedures used in this unit were highly instructive to me.

I have really enjoyed my ESCP fellowship at Aarhus University. It was absolutely an excellent experience and a tremendous privilege to have the opportunity to be exposed to the high level of surgical expertise at this unit. This fellowship has been of great additional value to me and will enable me to improve the quality of my own clinical practise. I would like to thank the extremely friendly staff of this unit for this unforgettable experience and I am also very grateful the Education Committee of the Society for offering me this great opportunity.



Emre Sivrikoz

From: Okmeydani Training and Research Hospital, Turkey

Visited: St Mark's Hospital, London under the direction of Miss Carolynne Vaizey

I visited St Mark's Hospital for a six month period under the auspices of Miss Carolynne Vaizey. As is well known, St Mark's has been at the forefront of colorectal surgery since it was founded by the pioneering surgeon Frederick Salmon. Throughout the decades it has evolved to become a leading centre leaving its mark on areas ranging from fistula classification to colorectal cancer staging, from faecal incontinence to pouch surgery. Throughout my fellowship, Miss Vaizey was a great tutor and very supportive. Indeed, before I began my fellowship, I pictured St Mark's as a gold standard in the colorectal field, and my experience only served to fulfil my expectations in advancing my understanding and knowledge in all

aspects of colorectal surgery. I have been introduced to the concept of intestinal failure and its multidisciplinary management by Miss Vaizey. I was most impressed by the step-by-step approach in laparoscopic surgery and meticulous dissections of CME by Prof Robin Kennedy. The state-of-the-art technology was fully embraced by Mr Janindra Warusavitarn, who was performing proctectomies using two single ports simultaneously with a TaTME approach. It was a unique experience to observe Prof Robin Phillips finding cures to the most sophisticated complex perianal fistulas. I was also able to participate in a number of ongoing research projects. During my fellowship, I also participated in various teaching activities at the institution including the post-graduate teaching term and perianal fistula day.

The fellowship provided me with an excellent opportunity to take a step back and review room for improvements in my own surgical decision making. I now feel more confident within the specialty and I am ready to embrace the challenges that lie ahead in surgical practice and academic study. I wish to express my deep gratitude towards ESCP for providing me with such a great opportunity.



Gianluca Pellino

From: Unit of Colorectal Surgery, Second University of Naples, Italy

Visited: Royal Marsden Hospital, and the Department of Surgery and Cancer, Imperial College, London, under the direction of Professor Paris Tekkis

I am extremely grateful to ESCP for providing me with such an invaluable experience.

I was awarded a six month fellowship at one of the world renowned centres in the treatment of colorectal cancer, the Royal Marsden and Department of Surgery and Cancer at Imperial College, London. This was one of the first six month fellowship offered by the Society, and was the first to involve robotic surgery as well.

During my fellowship at the Royal Marsden, I had the opportunity to work with the latest DaVinci System for Robotic surgery available, the Xi platform, as well as Si DaVinci. Professor Paris Tekkis supervised me throughout my robotic colorectal training, which included online courses and modules, and in time, experience with the

simulator. This knowledge and acquired skills enabled me to assist in robotic operations during my fellowship.

Throughout my fellowship I was also able to observe and assist in other complex colorectal procedures, such as pelvic exenterations, sacrectomies, and extralevator abdominoperineal resections. I was also involved in MDT meetings at the pelvic floor physiology lab. At the same time, I had the chance to follow-up the patients on the wards, at the outpatient clinic department and at the endoscopy suite.

Indeed, the experience provided me with adequate knowledge and information concerning both the benefits and shortcomings of robotic surgery in colorectal cancer patients, and to identify those patients who it may be suitable for and will benefit from this approach.

In addition to surgical practise, I also had the unique chance to taking part to research projects as well, and was able to collaborate with the renowned scientists in the field.

I wish to thank my mentor Professor Selvaggi for allowing me to spend six months away in London. I feel that I have learnt much during these months, and the experience will definitely improve my future surgical practice. This would have not been possible without the incredible effort of Professor Tekkis and the impressive teamwork put in every day of surgical practice. Every member of the team looks after patients with meticulous attention to detail, never forgetting the humanity and social component of patient care, which I feel makes the Royal Marsden a unique cancer centre. I felt part of the team from my very first day spent at the centre. I will always be grateful to Professor Tekkis for hosting and guiding me, and I need to thank from my heart all the members of his team, especially Mr. Shahnawaz Rasheed and Mr. Christos Kontovounisios. They are indeed top-level surgeons and as well as extraordinary people.



Gabriele Böhm

From: Marienhospital Aachen, Teaching Hospital of RWTH University Hospital Aachen

Visited: Aarhus University Hospital under the direction of Professor Søren Laurberg

I wish to express my profoundest thanks to the ESCP for giving me this great opportunity to visit the highly specialised colorectal unit at Aarhus University Hospital. The hospital handles large case numbers in nearly every colorectal subspecialty, and also has a very dedicated pelvic floor unit.

I would like to thank Prof Søren Laurberg for kindly hosting me and providing me with an insight into the daily practise of his unit, and the opportunity to get to know his wonderful surgical team. I was very happy to receive a warm welcome by every member of his unit.

During the first week I attended the advanced rectal cancer cases including Extralevator resections and VRAM reconstructions, HIPEC and pelvic exenterations. I was able to assist highly qualified surgeons at work. The opportunity to see laparoscopic, open as well as robotic TMEs, was great.

At the end of the second week of observing IBD cases, there was a two day in-house prolapse surgery meeting with the visiting Professor André D'Hoore from Leuven Belgium. The department operated 9 patients with rectal prolapse, laparoscopic as well as robotic. I felt that this meeting was a very good model and allowed for lively discussions.

Aarhus as a city offers a lot of wonderful sightseeing as well as nearby nature trails. During my observership, we went out one evening to a modern Danish restaurant with excellent food and German Riesling Wine. It was a very enjoyable experience, and I wish to pass on my sincere thanks again for this opportunity.

During my third and final week I concentrated on the Anophysiology Clinic and its procedures: Sacral nerve stimulation, Sphincteraugmentation, Fat Stemcell Injection for anal fistula and a.o. The team working with Lilli Lundby are very proud of their achievements in running a nurse-led evaluation and follow up clinic.

To summarise, the ESCP observership was a very worthwhile personal experience, and allowed me to advance my surgical knowledge within a great team.

Sponsored Satellite Symposia Programmes

All symposia take place in the Red Parallel Hall

THURSDAY

ETHICON SATELLITE SYMPOSIUM

Improving functional post total mesorectal excision

Thursday 29 September 10:45 - 11:45

Chair: *Dion Morton, UK*

- Problems and pitfalls in post TME function - *Antonino Spinelli (Italy)*
- Improving function through nerve – sparing TME - *Norbert Runkel (Germany)*
- Functional Benefits from robotic surgery - *David Jayne (UK)*

ETHICON
PART OF THE *Johnson & Johnson* FAMILY OF COMPANIES

MEDTRONIC SATELLITE SYMPOSIUM

Patient Centered Care – Enhance. Expand. Optimize.

Thursday 29 September 13:15 - 14:15

Chairs: *Michel Adamina (Switzerland) and Paul Lehur (France)*

- Prosthetic Fistula surgery: state of the art - *Leonardo Lenisa (Italy)*
- Experience with- enhanced recovery after surgery in colorectal surgery: lessons learned after 2000 laparoscopic resections - *Gianluca Garulli (Italy)*
- Standardising sacral neuromodulation: improving patient outcomes - *Paul Lehur (France)*

Medtronic
Further, Together

ETHICON SATELLITE SYMPOSIUM

Novel strategies for anastomotic leakage prevention in colorectal surgery

Thursday 29th September 16:45 - 17: 45

Chair: *Ronan O'Connell (Ireland)*

- Incidence and risk factors of anastomotic leaks - *Ronan O'Connell (Ireland)*
- Bacterial-mediated causes of anastomotic leak - *David Jayne (UK)*
- How to avoid leakage - *Yves Panis (France)*

ETHICON
PART OF THE *Johnson & Johnson* FAMILY OF COMPANIES

FRIDAY

FRANKENMAN SATELLITE SYMPOSIUM

Transanal TME – from innovation to widespread adoption

Friday 30th September 2016 11:15 - 12:15

- Why do we do TaTME? - *Sam Atallah (USA)*
- How did we set up a TaTME service? - *Elena Vikis (Canada)*
- How do we do a TaTME? - *Sharaf Perdawood (Denmark)*

 **FRANKENMAN**

Small Hall Sessions

These sessions take place in the Small Hall located within the Exhibition Hall:

WEDNESDAY

15:50 - 16:15 / **ETHICON**

ETHICON
PART OF THE Johnson-Johnson FAMILY OF COMPANIES

ADVANCED T4 COLORECTAL CANCER: WHAT IS THE BEST SURGICAL APPROACH?

Yves Panis (France), Per Nilsson (Sweden)

THURSDAY

10:50 - 11:15 / **KARL STORZ**

STORZ
KARL STORZ – ENDOSKOPE

INNOVATIVE TECHNOLOGIES TO IMPROVE SAFETY AND FUNCTIONAL RESULTS IN COLORECTAL CANCER

Fluorescence Angiography to reduce leak rates in colorectal resections
Luigi Boni (Italy)

What is the contribution of ta-TME?
Werner Kneist (Germany)

11:20 - 11:45 / **B. BRAUN**

B | BRAUN
SHARING EXPERTISE

VACUUM THERAPY FOR ANASTOMOTIC LEAKAGE: 10 YEARS OF EXPERIENCE AND NEW CHALLENGES

Omar Faiz (UK)

13:15 - 14:10 / **FRANKENMAN**

FRANKENMAN

EAST MEETS WEST – A SHARED EXPERIENCE ON THE TREATMENT OF LOW RECTAL CANCER

Janindra Warusavitarne (UK), Willem Bemelman (Netherlands), Zhenjun Wang (China), H.C. Kim (South Korea)

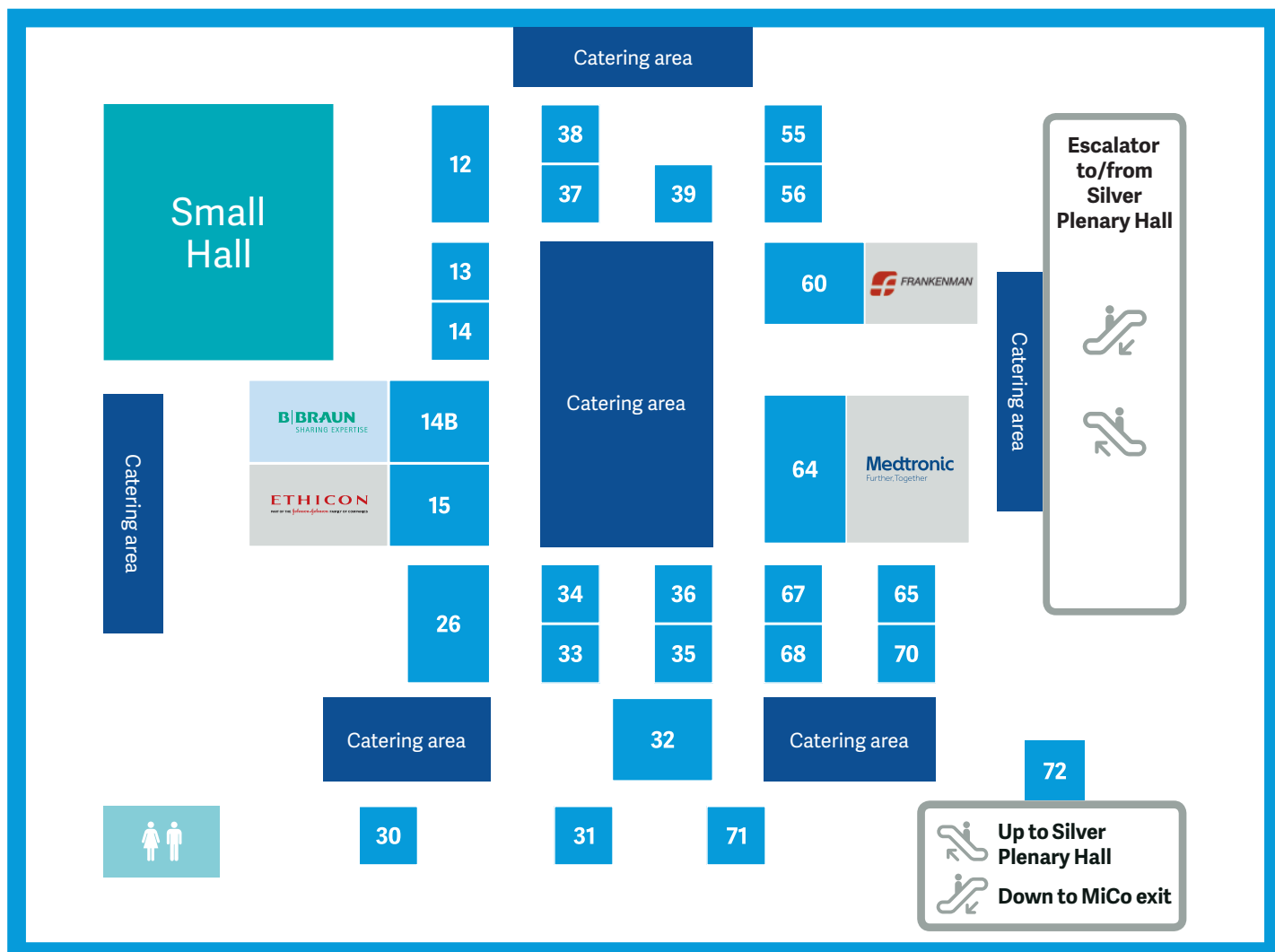
15:50 - 16:15 / **MEDTRONIC**

Medtronic
Further. Together

MINI-INVASIVE COLORECTAL SURGERY: CLINICAL OUTCOME ENHANCEMENT vs OPEN APPROACH

Alice Bressan (Italy)

Exhibition Hall floorplan



LIST OF EXHIBITORS AND STAND NUMBERS

15	ETHICON	DIAMOND SPONSOR
60	FRANKENMAN	DIAMOND SPONSOR
64	MEDTRONIC	DIAMOND SPONSOR
14B	B.BRAUN	SAPPHIRE SPONSOR
71	A.M.I GmbH	
32	APPLIED MEDICAL EUROPE	
67	BIOLITEC BIOMEDICAL TECHNOLOGY GmbH	
56	BK ULTRASOUND	
36	COGENTIX MEDICAL	
37	COMEPA INDUSTRIES	
14	COOK MEDICAL	
70	CURASEAL INC.	
33	DENDRITE CLINICAL SYSTEMS LTD	
12	ERBE ELEKTROMEDIZIN GmbH	

65	EUROMEDICAL SRL
68	F CARE SYSTEMS NV
35	GRENA LTD
31	INTUITIVE SURGICAL
26	KARL STORZ GmbH & Co. KG
34	MEDERI THERAPEUTICS INC.
55	NOVADAQ GmbH
65	OVESCO ENDOSCOPY AG
12	RICHARD WOLF GmbH
39	SAPI MED S.p.A
38	ST MARK'S ACADEMIC INSTITUTE
13	STRYKER
30	THD S.p.A.
72	WISEPRESS MEDICAL BOOKSHOP

Exhibitors A - Z

DIAMOND SPONSOR

STAND 15

ETHICON



Contact:

ETHICON ENDO-SURGERY (EUROPE) GmbH
Hummelsbueteler, Steindamm 71
Norderstedt, Germany 22851
E: media-info@its.jnj.com
Web: www.ethicon.com

Through Ethicon's surgical technologies and solutions including sutures, staplers, energy devices, trocars and hemostats and our commitment to treat serious medical conditions like obesity and cancer worldwide, we deliver innovation to make a life-changing impact.

DIAMOND SPONSOR

STAND 60

FRANKENMAN



Contact:

Nick Crockatt
FRANKENMAN
Suite B, 13/F, Wing Tat Commercial Building, Sheung Wan
121-125 Wing Lok Street, Hong Kong
Tel: +852 3106 3035
Fax: +852 3585 0519
E: nick.crockatt@frankenman.com
Web: www.frankenman.com

Frankenman is a leading manufacturer and global supplier of Surgical Staplers & Access Devices. Our vision guides our management; "When you put patients' health first, remarkable things happen".

DIAMOND SPONSOR

STAND 64

MEDTRONIC



Contact:

Isabelle Fafournoux
MEDTRONIC
Thurgauerstrasse 54, Suisse
Zürich, Switzerland 8050
Tel: +41 44 308 48 48
E: isabelle.fafournoux@medtronic.com
Web: <http://www.medtronic.com>

Through innovation and collaboration, Medtronic improves the lives and health of millions of people each year. Learn more about our technology, services and solutions at Medtronic.com.

SAPPHIRE SPONSOR

STAND 14B

B.BRAUN AESCULAP



Contact:

B.BRAUN AESCULAP
Am Aesculap Platz, Tuttlingen
Germany 78532
Tel: +49 7461 95-0
Web: www.bbraun.com

B. Braun is one of the world's leading providers and manufacturers of healthcare solutions today. Every service that B. Braun provides incorporates the entirety of our knowledge and skills, the company's deep understanding of users' needs, and extensive expertise. With special focus on Colorectal Surgery, B. Braun presents Endo-SPONGE, a unique endoluminal vacuum therapy for treating anastomotic leakages and EinsteinVision, a Full HD 3D system that offers an innovative solution for conventional endoscopic laparoscopy. More information under: www.bbraun.com.

STAND 71

A.M.I GmbH



Contact:

Maureen List
A.M.I GmbH
Im Letten 1, Feldkirch, Austria 6800
Tel: +43 5522 90505 0
Fax: +43 5522 90505 4006
E: marketing@ami.at
Web: www.ami.healthcare

A.M.I is an Austrian based company, developing innovative instruments and surgical solutions for treatment of haemorrhoids, faecal incontinence and other common afflictions. We help you to improve quality of life for your patients.

STAND 32

APPLIED MEDICAL EUROPE



Contact:

Tsvetelina Kimova
APPLIED MEDICAL EUROPE
Wiekenweg 21, Amersfoort
The Netherlands 3815 KL
Tel: +31 (0)33 422 9040
E: customerrelations-nl@appliedmedical.com
Web: www.appliedmedical.com

Applied Medical is well recognized for enabling colorectal surgery by providing breakthrough technologies and comprehensive educational workshops. Technologies include the GelPOINT® path transanal access platform, Voyant® intelligent energy system, GelPOINT® advanced access platform, Alexis® wound protector/retractor, and Kii® advanced abdominal access products. To learn more about Applied Medical, please visit us at our booth or www.appliedmedical.com.

STAND 67
BIOLITEC BIOMEDICAL TECHNOLOGY GmbH

Contact:

Endrik Groenhoff
 BIOLITEC BIOMEDICAL TECHNOLOGY GmbH
 Otto-Schott Str. 15, Jena
 Germany 07745
 Tel: +49 (0) 3641 519 53 0
 Fax: +49 (0) 3641 519 5353
 E: info@biolitec.de
 Web: www.biolitec.de

Biolitec® is one of the world's most chosen specialists in the field of medical laser devices and fiber optics for minimally invasive laser procedures.

STAND 56
BK ULTRASOUND

Contact:

Lena Bjerregaard Andersen
 BK ULTRASOUND
 Mileparken 34, Herlev
 Denmark 2730
 Tel: +44 445 280 00
 E: landersen@bkultrasound.com
 Web: www.bkultrasound.com

BK Ultrasound are world leaders in anorectal ultrasound. Unique high-resolution 3D imaging with our premium ultrasound systems gives anorectal images with uncompromised image quality.

STAND 36
COGENTIX MEDICAL

Contact:

Nicole Spatzier
 COGENTIX MEDICAL
 Hofkamp 2, Geleen
 Netherlands 6161 DC
 Tel: +31 88 423 7926
 E: Nicole.Spatzier@cogentixmedical.com

Cogentix Medical is a trading name for Uroplasty BV and Uroplasty Ltd. Products include Urgent® PC Neuromodulation System; PrimeSight™ Endoscopy Systems and Macroplastique® Bulking Agent.

STAND 37
COMEPA INDUSTRIES

Contact:

Michel Wambach
 COMEPA INDUSTRIES
 88 Ave Du General De Gaulle, Bagnolet
 France 93170
 Tel: +33 142 435 050
 Fax: +33 142 4364 44
 E: michel.wambach@comepa.com
 Web: www.comepa.com

Comepa Industries closely collaborate with the leading Russian manufacturer of high tech ultrasound devices, AO NPF Bioss. Together they developed an innovative and efficient solution to treat multiple grade hemorrhoidal disease: introducing the Angiodin-Procto. To find out more, please visit the Comepa exhibition stand.

STAND 14
COOK MEDICAL

Contact:

COOK MEDICAL
 Web: www.cookmedical.eu/

In 1963, Bill Cook, worked with a surgeon to launch minimally invasive medicine. Now we continue his vision worldwide, through educational programs like Cook Vista and through technology like Bidesign and Zenapro.

STAND 70
CURASEAL INC.

Contact:

Jaap Delange
 CURASEAL INC.
 2231 Calle de Luna, Santa Clara
 U.S.A CA 95054
 Tel: +31 416 365 077
 Fax: +31 416 365 046
 E: jdelange@optis.nl
 Web: www.curaseal.com

Introducing a CE cleared implantable device for treatment of anorectal fistulas, Curaseal AF™, the next generation benchmark fistula repair technology, combining internal ostium sealing, tissue engineering and device fixation in minimally invasive techniques.

STAND 33
DENDRITE CLINICAL SYSTEMS LTD
Contact:

Martin Twycross
 DENDRITE CLINICAL SYSTEMS LTD
 The Hub, Station Road, Henley-on-Thames
 Oxfordshire
 UK RG9 2BA
 Tel: +44 (0) 1491 411 288
 Fax: +44 (0)1491 411 399
 E: info@e-dendrite.com
 Web: www.e-dendrite.com

Dendrite Clinical Systems is a specialist supplier of clinical databases, analysis software and consultancy services for hospitals, national and international registries.


STAND 68
F CARE SYSTEMS NV
Contact:

Michael Pierre
 F CARE SYSTEMS NV
 Oosterveldlaan 99, Wilrijk, Antwerp
 Belgium 2630
 Tel: +32 3 451 5145
 Fax: +32 3 451 5139
 E: info@fcaresystems.com
 Web: www.fcaresystems.com

F Care Systems is a Belgian limited company founded in 2001 which develops, produces and distributes highly qualified medical and medical-aesthetical equipment. Our company focuses on the treatment of various types of varicose veins and hemorrhoids based on the principle of thermocoagulation.


STAND 12
ERBE ELEKTROMEDIZIN GmbH
Contact:

Birgit Sandhoefner
 ERBE ELEKTROMEDIZIN GmbH
 Waldhoernlestrasse 17, Tübingen
 Germany 72072
 Tel: +49 7071 755 0
 Fax: +49 7071 755 179
 E: info@erbe-med.com
 Web: www.erbe-med.com

The product range of ERBE Elektromedizin GmbH comprises OR systems for electrosurgery, vessel sealing, argon plasma coagulation, cryosurgery and waterjet surgery.


STAND 35
GRENA LTD
Contact:

Marc Moneaux
 GRENA LTD
 1000 Great West Road, Brentford, Middlesex
 UK TW8 9HH
 Tel: +44 203 287 3955
 Fax: +44 208 263 5510
 E: Marc@grena.co.uk
 Web: www.grena.co.uk

Grena Ltd is the innovative manufacturer of disposable medical devices. With the central focus on patients' safety and users' comfort we offer cost-effective quality products.


STAND 65
EUROMEDICAL SRL
Contact:

Simona Baronchelli
 EUROMEDICAL SRL
 Via Volta 23/E, San Zeno Naviglio (BS)
 Italy 25010
 Tel: +39 030 353 0660
 Fax: +39 030 346 9896
 E: s.baronchelli@euromedicalonline.it
 Web: www.euromedicalonline.it

Since 1984 Euromedical brings to the attention of the medical class, innovative technologies in endoscopy and surgery, aimed at improving the quality of life of patients.


STAND 31
INTUITIVE SURGICAL
Contact:

Aurélie Gildemyn
 INTUITIVE SURGICAL
 Chemin des Mûriers 1, Aubonne
 Switzerland 1170
 Tel: +41 21 821 2000
 Fax: +41 21 821 2001
 E: aurelie.gildemyn@intusurg.com
 Web: www.intuitivesurgical.com/

Intuitive Surgical, Inc. (NASDAQ:ISRG), headquartered in Sunnyvale, Calif., is the industry leader in robotic-assisted, minimally invasive surgery. Intuitive Surgical develops, manufactures, and markets the da Vinci Surgical System.



STAND 26
KARL STORZ GmbH & Co. KG
Contact:

KARL STORZ GmbH & Co. KG
Mittelstr. 8, Tuttlingen
Germany 78532
Tel: +49 7461 7080
Fax: +49 7461 708 105
E: info@karlstorz.com
Web: www.karlstorz.com

KARL STORZ is one of the world's leading suppliers of endoscopes for all fields of application and is well-known for its innovative and high-quality products.


STAND 65
OVESCO ENDOSCOPY AG
Contact:

OVESCO ENDOSCOPY AG
Dorfackerstrasse 26, Tuebingen
Germany 72072
Tel: +49 (0) 7071 96528 160
Fax: +49 (0) 7071 96528 260
E: service@ovesco.com
Web: www.ovesco.com

The OTSC® Proctology from Ovesco is an innovative clipping system for treatment and dynamic closure of wall defects in the anorectum (eg anorectal fistulas).


STAND 34
MEDERI THERAPEUTICS INC.
Contact:

Sheila Doyle
800 Connecticut Ave, Norwalk CT 06854
USA
Tel: +1 203-930-9980
E: sdoyle@mederi-inc.com
Web: www.secca-therapy.com

Secca is a safe, effective and minimally invasive procedure that bridges the treatment gap between conservative therapies and invasive surgery or implants for bowel incontinence. The RF energy delivered in Secca has been shown to increase smooth muscle fibers in the IAS – thereby improving strength and structure of the tissue.


STAND 12
RICHARD WOLF GmbH
Contact:

Benjamin Seidenspinner
RICHARD WOLF GmbH
Pforzheimer Str. 32, Knittlingen
Germany 75438
Tel: +49 7043 350
Fax: +49 7043 35 4300
E: info@richard-wolf.com
Web: www.richard-wolf.com

Richard Wolf is a world leading manufacturer of endoscopic instruments and electronic equipment designing the future of endoscopic surgery. Quality Made in Germany.


STAND 55
NOVADAQ GmbH
Contact:

Ecaterina Belscaia
NOVADAQ GmbH
Sperberhorst 6, Hamburg
Germany 22459
Tel: +49 40 538 798 22
Fax: +49 40 898 045 11
E: ebelscaia@novadaq.com
Web: novadaq.com

NOVADAQ's fluorescence imaging technology provides surgeons with clinically relevant, point-of-care imaging solutions, leading to improved outcomes and reduced costs without exposing the patient to radiation.


STAND 39
SAPI MED S.p.A
Contact:

Paola Oddenino
SAPI MED S.p.A
Via della Chimica, 6-Z.I D3, Alessandria
Italy 15121
Tel: +39 0131 348109
Fax: +39 0131 348383
E: info@sapimed.com
Web: www.sapimed.com

SAPI MED products range consists of diagnostic and therapeutic disposable devices easy to handle, simple to use and orientated towards an advanced conception of proctology.



STAND 38
ST MARK'S ACADEMIC INSTITUTE

Contact:

Mrs Janice Ferrari
 ST MARK'S ACADEMIC INSTITUTE
 St Mark's Hospital, Watford Road, Harrow
 UK HA1 3UJ
 Tel: +44 208 2354 046/48
 Fax: +44 208 2354 000/39
 E: LNWH-tr.StMarksAcademicInstitute@nhs.net
 Web: www.StMarksAcademicInstitute.org.uk

We offer programmes of postgraduate education in Intestinal and Colorectal Disease. Explore our new website and contact us for more information.

STAND 13
STRYKER

Contact:

Sabine Vonbank
 STRYKER
 Herikerbergweg 110, Amsterdam
 Netherlands 1101 CM
 Tel: +43 1 813 2000 11
 Fax: +43 813 1616
 E: sabine.vonbank@stryker.com
 Web: www.stryker.com

Stryker is one of the world's leading medical technology companies and, together with our customers we are driven to make healthcare better.

STAND 30
THD S.p.A.

Contact:

THD S.p.A.
 Via Industria 1, 42015 Correggio (RE)
 Italy
 Tel: +39 0522 634311
 E: thdinternational@thdlab.com
 Web: www.thdlab.com

THD produces medical devices for colorectal and laparoscopic surgery as well as a range of dietary supplements for the prevention of several colorectal disorders. The THD Doppler procedure for haemorrhoid treatment, the THD GateKeeper procedure for the treatment of fecal incontinence together with a wide range of surgical and diagnostic products are successfully used in over 60 countries.

STAND 72
WISEPRESS MEDICAL BOOKSHOP

Contact:

Wisepress Medical Bookshop
 The Old Lamp Works, 25 High Path
 London, Merton Abbey
 UK SW19 2JL
 Tel: +44 20 8715 1812
 E: marketing@wisepress.com
 Web: www.wisepress.com

Wisepress.com, Europe's leading conference bookseller, has a complete range of books and journals relevant to the themes of the meeting. Follow us on Twitter @WisepressBooks.


Answering surgeons' needs

The right solution for the right procedure

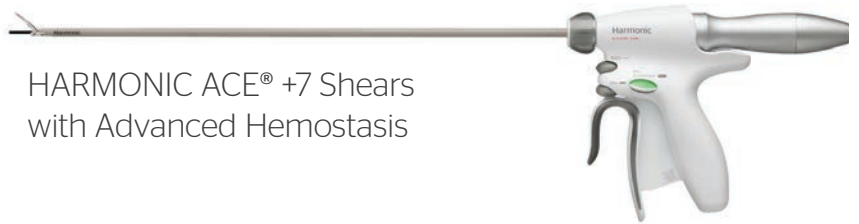
Access



ENDOPATH® XCEL® Trocars with OPTIVIEW® Technology



HARMONIC ACE® +7 Shears with Advanced Hemostasis



Repair



CONTOUR™ Curved Cutter Stapler



ECHELON FLEX™ GST System*



Closure



MONOCRYL™ Plus Antibacterial Absorbable Suture



*System components include ECHELON FLEX™ Powered Plus Stapler and ENDOPATH ECHELON™ Reloads with Gripping Surface Technology.

© Ethicon Endo-Surgery (Europe) GmbH 2016, 058877-160825 EMEA