



FINAL PROGRAMME



**DOWNLOAD THE
ESCP APP - SEARCH
THE APP STORE FOR
ESCP**





Contents

ABSTRACT/POSTER INFORMATION	10
BERLIN TRAVEL INFORMATION	31-32
CITYCUBE FLOORPLAN	9
CONGRESS INFORMATION	10
ESCP COMMITTEES	34
EVENING EVENTS	26-27
EXHIBITION LAYOUT AND EXHIBITORS	44
EXHIBITOR INFORMATION	45-49
FELLOWSHIPS UPDATE	35-38
GENERAL INFORMATION	24-25
INDUSTRY SPONSORED SATELLITE SYMPOSIA	41
KEYNOTE SPEAKERS	12-13
PROGRAMME OVERVIEW	5-8
PROGRAMME PAGES	14-23
SMALL HALL SESSIONS	43
SPEAKER PRESENTATION CHECK-IN INFORMATION	11
USEFUL CONTACTS/OPENING TIMES	4

IMPORTANT:

It is important that you 'check-in' and 'check out' of the conference each day in order to receive the correct amount of CME credits. To 'check-in' and 'check-out' please show your name badge to one of our scanning hosts, stationed by registration throughout the duration of the congress.

ESCP 2017, Berlin

Dear Colleagues


On behalf of the European Society of Coloproctology (ESCP), we welcome you to our 12th ESCP Scientific Meeting.

We are delighted to be here in the beautiful city of Berlin, and would especially like to thank Roland Scherer for his support.

Our programme is, as usual, packed with high quality keynote lectures, symposia, video and trials sessions. We are particularly delighted to welcome our **international guest speakers**, including **Guy R. Orangio**, President of ASCRS, **Julio Aguilar Garcia**, also from the US, **Ian Bissett** from New Zealand and **Tetsuo Yamana** from Japan. We are pleased to continue our collaborative sessions with **ECCO** and with **EAES**. We have been able to introduce three pre-congress workshops on Tuesday and one post-conference workshop on Saturday. These workshops enable participants to take part in a full day “hands on” experience of the highest quality.

Don't forget to visit the exhibition and poster area in Hall B on Level 2 and give them your support!

We wish you all a very successful meeting.



EMMANUEL TIRET

ESCP President



ELOY ESPIN

ESCP Secretary



ANNA MARTLING

ESCP Programme Chairperson

ESCP ANNUAL GENERAL MEETING

Thursday 21 September:

NEW TIME 16:05 – 16:50 / Plenary Hall A1 - A3 (main auditorium)

ESCP kindly requests that all members attend this important meeting. A committee report will, as usual, be available to all, which you can collect at the main registration desk from Wednesday morning onwards. Coffee will be available in the East Lobby, level 1.

IMPORTANT: an Annual General Meeting Ticket is included as part of your registration. Please bring this with you to the meeting, they will be collected as a record of your attendance.

NICE 2018

1st Announcement

See back cover >



Useful Contact Information

ESCP SECRETARIAT IN BERLIN

(From Tuesday 19 September)

T: +49 30 3038 81601 (registration desk)
T: +49 30 3038 81602 (registration office)
E: info@escp.eu.com
Emergency mobile: +44 7720 441776

CONFERENCE VENUE

CityCube Conference Centre
Messe Berlin GmbH, Messedamm 26, 14055 Berlin

T: +49 30 3038 3000
www.messe-berlin.de

CityCube is located 5 kilometres west of the city centre. Messe Süd S-Bahn station is located opposite CityCube, and this station is just four stops (on S5, destination Spandau) from the Zoologischer Garten station and its surrounding area, where ESCP preferred hotels are situated.

EMERGENCY SERVICES (LOCALLY)

The emergency numbers in Germany are **110** (Police) and **112** (Fire Brigade & Ambulance), but refer to advice on page 24.

Please note: throughout the open hours of the event, a paramedic will on duty at CityCube for non-critical medical attention, contactable through the ESCP Registration Desk.

ESCP SECRETARIAT

(Until Monday 18 September)

ESCP, The Coach House,
7 St Alban's Road, Edinburgh EH9 2PA, UK

T: +44 131 624 6040
F: +44 131 624 6045
E: info@escp.eu.com
www.espc.eu.com

BERLIN AIRPORTS INFORMATION

There are two airports:

Tegel [TXL] – the largest airport in the Berlin area and located approximately 8 km north-west of the city.

T: +49 30 2500 2333
www.berlin-airport.de/en/travellers-txl

Schönefeld (SFX) – is a smaller airport, generally used by budget airlines, and situated 18km southeast of the city centre.

T: +49 30 6091 1150
www.berlin-airport.de/en/travellers-sxf

OTHER CONTACTS

Tourist Information: +49 30 2500 2333
Hauptbahnhof (Main train station): +49 30 2971055

Registration and Exhibition Open Hours

	Registration	Exhibition *	Presentation Check-in †	Poster Desk
Tuesday 19 September	16:00 – 19:00		16:00 – 19:00	
Wednesday 20 September	07:30 – 19:00	12:30 – 20:30	09:00 – 18:00	10:00 – 17:00
Thursday 21 September	07:30 – 19:00	07:30 – 18:30	07:00 – 18:00	
Friday 22 September	07:30 – 16:30	07:30 – 14:30	07:00 – 12:00	





* Exhibitors are asked to staff stands during all main coffee and lunch breaks. At other times when the exhibition area is accessible to delegates, stands need not be attended.

† All speakers are requested to check in presentations at least 2 hours in advance. Presentation Check-In is located in Office O8 just off the main registration area on CityCube entrance level.

Meeting Overview

WEDNESDAY 20 SEPTEMBER		
PLenary Hall A1 - 3	Parallel Hall A8	Parallel Hall A7
	EDUCATIONAL CORE SUBJECT UPDATE 09:30 – 11:30	
OFFICIAL OPENING 11:30 – 11:35		
SYMPOSIUM ENHANCED RECOVERY PROGRAMMES: WHERE ARE WE AFTER 20 YEARS? 11:35 – 12:35		
LUNCH/ EXHIBITION IN HALL B, LEVEL 2 (light sandwich lunch) / 12:35 – 13:15		
SURGICAL VIDEO SESSION 13:15 – 14:45	INTERNATIONAL TRIALS RESULTS FORUM 13:15 – 14:45	
KEYNOTE LECTURE MANAGEMENT OF EARLY COLORECTAL CANCER Helmut Messmann (Germany) 14:45 – 15:15		
COFFEE, EXHIBITION AND POSTERS IN EXHIBITION HALL B, LEVEL 2 / 15:15 – 15:40		
SMALL HALL SESSIONS (details on page 43) / 15:15 – 15:40		
SYMPOSIUM MANAGEMENT OF PELVIC FLOOR DYSFUNCTION 15:40 – 16:40	INDUSTRY SPONSORED SATELLITE SYMPOSIUM 15:40 – 16:40 (details on page 41)	
FREE PAPERS FUNCTIONAL DISORDER & IBD 16:40 – 17:40	FREE PAPERS IBD AND MISCELLANEOUS 16:40 – 17:40	EDUCATIONAL BEST PUBLICATIONS OF THE YEAR 16:40 – 17:40
EDUCATIONAL ESCP FELLOWSHIPS UPDATE 17:40 – 17:55		
PRESENTATION OF THE LARS PÅHLMAN EBSQ MEDAL 17:55 – 18:00		
EDUCATIONAL COLOPROCTOLOGY 3.0 : THE CUTTING EDGE OF ONLINE INNOVATION 18:00 – 19:30		
SMALL HALL SESSIONS (details on page 43) / 18:00 – 18:55		
ESCP WELCOME POSTERS AND WELCOME RECEPTION IN EXHIBITION HALL B, LEVEL 2 / 19:30 – 20:30		

THURSDAY 21 SEPTEMBER

PLENARY HALL A1 - 3	PARALLEL HALL A8	PARALLEL HALL A7	MEETING ROOM M2 LEVEL 3
ESCP GUIDELINES UPDATE 07:45 – 08:30	FREE PAPERS MISCELLANEOUS AND NEOPLASIA 07:30 – 08:30	EDUCATIONAL TRAINEE VIDEO SESSION STANDARDISED STEP-BY-STEP TEACHING VIDEOS 07:30 – 10:15	FREE PAPERS NEOPLASIA 07:30 – 08:30
NEW TRIALS FORUM 08:30 – 10:00	FREE PAPERS NEOPLASIA 08:30 – 10:00		
EDUCATIONAL ESCP FELLOWSHIPS UPDATE 10:00 – 10:15			
COFFEE, EXHIBITION AND POSTERS IN EXHIBITION HALL B, LEVEL 2 / 10:15 – 11:15			
SMALL HALL SESSIONS (details on page 43) / 10:15 – 11:15			
	INDUSTRY SPONSORED SATELLITE SYMPOSIUM 10:15 – 11:15 (details on page 41)	EDUCATIONAL TRAINEE ROUND TABLE SESSION for trainees only CASE PRESENTATIONS AND TABLE DISCUSSION WITH EXPERTS 10:45 – 12:35	
KEYNOTE LECTURE VAGINAL PARTUS AND RISK FOR PELVIC FLOOR DISORDERS Jan Deprest (Belgium) 11:15 – 11:45			
ESCP PRESIDENT'S ADDRESS 11:45 – 12:05			
INTERNATIONAL TRAVELLING FELLOW FREE PAPERS 12:05 – 12:35			
LUNCH, EXHIBITION AND POSTERS IN EXHIBITION HALL B, LEVEL 2 / 12:35 – 13:45			
SMALL HALL SESSIONS (details on page 43) / 12:45 – 13:45			
EDUCATIONAL WORKSHOP FOR AUTHORS – HOW TO WRITE A PAPER 12:35 – 13:45 	INDUSTRY SPONSORED SATELLITE SYMPOSIUM 12:45 – 13:45 (details on page 41)		
THE SIX BEST FREE PAPERS 13:45 – 15:05 	INDUSTRY SPONSORED SATELLITE SYMPOSIUM 14:00 – 15:00 (details on page 41)		
ESCP/ECCO SYMPOSIUM ULCERATIVE COLITIS 15:05 – 16:05 	ESCP/EAES SYMPOSIUM SCREENING AND SURVEILLANCE 15:05 – 16:05 		

THURSDAY 21 SEPTEMBER

PLENARY HALL A1 - 3	PARALLEL HALL A8	PARALLEL HALL A7	MEETING ROOM M2 LEVEL 3
ESCP ANNUAL GENERAL MEETING 16:05 – 16:50	COFFEE, EXHIBITION AND POSTERS IN EXHIBITION HALL B, LEVEL 2 / 16:05 – 16:50		
	SMALL HALL SESSION (details on page 43) / 16:05 – 16:30		
KEYNOTE LECTURE MALIGNANT APPENDIX – HOW TO HANDLE? Brendan Moran (UK) 16:50 – 17:20 <u>BJS</u>		EDUCATIONAL INTERACTIVE TRAINEE WORKSHOP 16:50 – 18:20	
FREE PAPERS NEOPLASIA 17:20 – 18:20	INDUSTRY SPONSORED SATELLITE SYMPOSIUM 17:20 – 18:20 (details on page 41)		
KEYNOTE LECTURE NEW METHODS OF SURGICAL TREATMENT OF HIGH AND TRANSSPHINCTERIC FISTULAS Paolo Giamundo (Italy) 18:20 – 18:50			
ESCP INFORMAL DINNER AT BRAUHAUS LEMKE “AM ALEX” / See details on page 26			

ESCP GRATEFULLY ACKNOWLEDGES THE SUPPORT OF



British Journal of Surgery for their kind sponsorship of the Malignant Appendix - How to Handle? keynote lecture given by Mr Brendan Moran, and the prize for the best of the Six Best Papers presented by BJS Secretary Ronan O’Connell.





Colorectal Disease for their kind sponsorship of the keynote lecture given by Professor Søren Laurberg entitled LARS - from Bedside to Bench and Back



ESCP would like to thank GloCast for their kind collaboration in filming presentations in Berlin. Videos will be available to ESCP members via the Resource Library at www.escp.eu.com

FRIDAY 22 SEPTEMBER

PLENARY HALL A1 - 3	PARALLEL HALL A8	PARALLEL HALL A7
FREE PAPERS NEOPLASIA AND PROCTOLOGY 07:30 – 08:30	FREE PAPERS RANDOMISED CLINICAL TRIALS 07:30 – 08:30	FREE PAPERS STUDENT PAPERS 07:30 – 08:30
SYMPOSIUM UNUSUAL ANORECTAL PATHOLOGIES 08:30 – 09:30		EDUCATIONAL NEW TECHNOLOGIES 08:30 – 09:30
KEYNOTE LECTURE LARS – FROM BEDSIDE TO BENCH AND BACK Søren Laurberg (Denmark) / 09:30 – 10:00 		
ESCP HONORARY MEMBER AWARDS 10:00 – 10:15		
ESCP AWARDS ESCP Best Paper, Best Welcome Poster, Best Surgical Video Presentation And Best New Trial Presentation Awards 10:15 – 10:25 		

EDUCATIONAL
COLOPROCTOLOGY AROUND THE GLOBE
 10:20 – 11:20

COFFEE, EXHIBITION AND POSTERS IN EXHIBITION HALL B, LEVEL 2 / 10:25 – 11:20

SMALL HALL SESSIONS (details on page 43) / 10:25 – 10:50

SYMPOSIUM WHAT TO DO WITH A T2 RECTAL CANCER? 11:20 – 12:40	PPI DEBATE PUBLIC AND PATIENTS ARE ESSENTIAL TO DEVELOPING, DELIVERING AND DISSEMINATING COLORECTAL RESEARCH 11:20 – 12:40
KEYNOTE LECTURE FAECAL TRANSPLANTATION IN ULCERATIVE COLITIS AND CLOSTRIDIUM DIFFICILE COLITIS Harry Sokol (France) / 12:40 – 13:10	

LUNCH, EXHIBITION AND POSTERS IN EXHIBITION HALL B, LEVEL 2 / 13:10 – 14:10

SMALL HALL SESSIONS (details on page 43) / 13:15 – 14:10

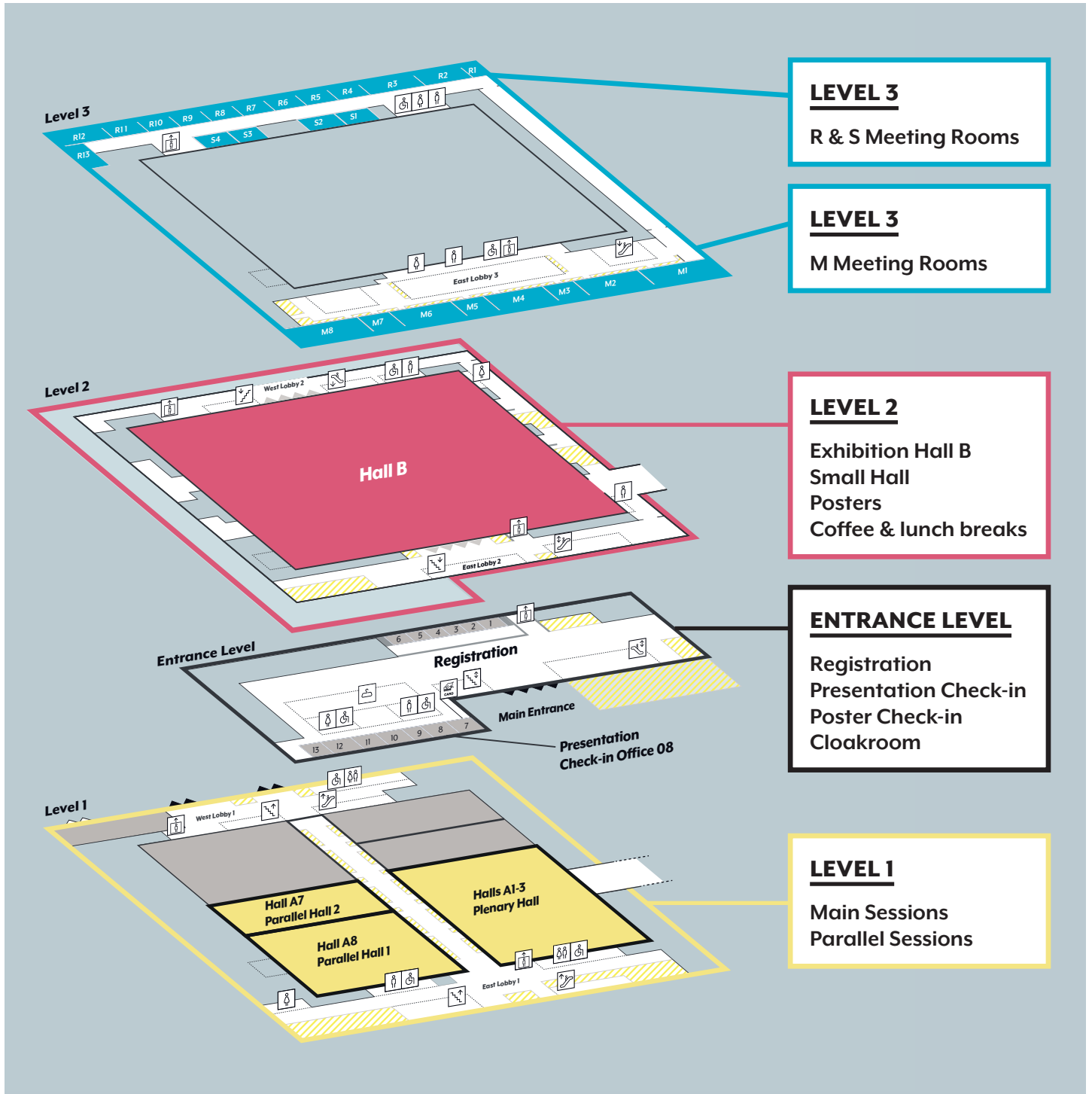
EDUCATIONAL
CONTROVERSIES IN ILEOCECAL CROHN'S
 13:10 – 14:10

SYMPOSIUM BENIGN CHRONICAL ABDOMINAL DISEASES FOR THE COLORECTAL SURGEON 14:10 – 15:10
CONSULTANTS' CORNER 15:10 – 16:25
CLOSING CEREMONY 16:25 – 16:30

A NOTE ABOUT COFFEE! On Wednesday morning and Friday afternoon, when the exhibition area is closed to delegates, coffee will be available in the East Lobby, Level 1 on Wednesday from 11:00 – 12:00 and on Friday from 15:00 – 16:00. There are no set coffee breaks at these times.

Please note that no coffee and tea in disposable cups may be taken into any auditoria. Please use the waste bins available on every level.

CityCube Floorplan



LEGEND

- | | | | |
|---|--|--|---|
|  Escalator |  Elevator |  Stairway |  Cloakroom |
|  Disabled toilet |  ATM |  Toilets | |

Congress Information

ABOUT MEETING SESSIONS

Language: The official Congress language is English.

Food and drink: Coffee and tea in disposable cups may be taken into any auditoria. Please use the waste bins available on every level. Water machines are also available on all levels.

Questions: sessions may vary as to whether questions are invited at the end of all presentations or after each speaker. Chairpersons will direct you, and audience microphones will be located at fixed points in each hall. Please make your way to the nearest microphone and wait for the Chair to take your question.

APP

ESCP now has a permanent Society app that also serves as the Conference app. Search your app store for ESCP and look out for our logo! You can create your own profile, personalise your agenda, access the final programme and much more.

ABSTRACT / POSTER INFORMATION

Abstracts are available within the ESCP App. They are also published as a supplement to the September issue of *Colorectal Disease* which is available to all delegates as part of the registration fee if selected in online registration. Abstracts have been evaluated by the Programme Committee based on merit; they are presented at the meeting in the following ways:

CATEGORY	LOCATION
The Six Best Free Papers presentations	Plenary Hall A1-3 (level 1) on Thursday from 13:45 – 15:05*
Free Papers presentations	Presentations take place in various halls from Wednesday to Friday; please check the programme overview for details.
Welcome Poster Boards	In the main exhibition Hall B (level 2)**

New Trials Poster Boards	Outside Plenary Hall A1-3 (level 1)
All other Poster Boards (IBD, Functional Disorder, Proctology, Neoplasia & Miscellaneous)	In the main exhibition Hall B (level 2)

*ESCP would like to thank the British Journal of Surgery for kindly donating a prize of £600 to the winner of this session, which will be presented by BJS Society Secretary Ronan O'Connell on Friday morning in the Plenary Hall A1-3 (level 1) at 10:15

BJS

As part of the ESCP/ASCRS reciprocal Travelling Fellow programme, ESCP supports the winner of this year's Six Best Papers to travel to Nashville to the ASCRS meeting in 2018 to present their paper at that meeting. Welcome Posters will be reviewed on Wednesday evening, during the ESCP Welcome Reception 19:30-20:30.

**ESCP will award a prize for the best Welcome Poster which will be presented on Friday morning at 10:15.

ESCP abstract acceptance policy: ESCP will accept an abstract on any topic in Coloproctology that has not been presented at any other European or International meeting. ESCP will accept abstracts that have (only) been presented at national meetings; although accepted, ESCP will not publish an abstract in *Colorectal Disease* if it has been published in any other recognised journal on a previous occasion.

Poster locations and access to set up/remove: posters may be put up between 10:00 – 14:00 on Wednesday; please check-in at the Poster Check-In desk located near to the main registration desk (CityCube entrance level). You will be given a ticket which confirms your poster location, along with a supply of materials with which to hang your poster.

Please note that you must have this ticket in order to gain access to the poster boards in Hall B. When you enter Hall B you will be asked to keep within the roped walkway around the edge of the exhibition. This restriction is for health and safety reasons and will be monitored by security personnel.

Removal: all posters must be removed by 14:30 on Friday, immediately after the lunch break. Any posters remaining after this time will be disposed of.

PRESENTATION CHECK-IN INFORMATION

Presentation Check-In is located in Office O8 just off the main registration area on CityCube Entrance Level. There will be facilities to check your presentation and make any last minute changes if you wish. Presentation Check-in will be open at the following times:

	Open from	Closed at
Tuesday 19 September	16:00	19:00
Wednesday 20 September	09:00	18:00
Thursday 21 September	07:00	18:00
Friday 22 September	07:00	12:00

Please ensure you check in your presentation at least 2 hours ahead of your presentation time. Please note that it will not be possible to use your own laptop during your presentation.

WEBCASTING OF PRESENTATIONS

It is intended again this year that all presentations will be available on the ESCP website after the meeting. All speakers have been requested to sign and return a permission form; if you have not done so, we kindly ask that you sign the sheet at presentation check-in.

BADGES AND TICKETS

Delegates are asked to wear name badges at all times during the Congress.

Badges for the Welcome Reception on Wednesday: this is not a ticketed event but all attendees are required to wear a name badge for this event. Badges for additional attendees purchased online will be provided at registration. If you would like to buy additional badges (€30) please come to see us at Registration.

CATERING

The registration fee includes:

- Sandwich lunch on Wednesday
- Coffee breaks from Wednesday morning to Friday afternoon
- Welcome reception on Wednesday
- Fork buffet lunch on Thursday and Friday

All refreshments will be served in the exhibition area Hall B, other than on Wednesday morning and Friday afternoon, when 'grab and go' coffee will be served in the East Lobby on Level 1.

CITYCUBE ACCESSIBILITY

The venue is committed to ensuring that all visitors are able to get around the venue easily. If you have any queries or need assistance during your visit, please contact any member of staff, who will be happy to help.

INTERNET ACCESS

Free WiFi is available throughout the venue for use on your own device. In addition, an internet café is available in the central plaza area of the exhibition; please limit your time to 10 minutes in fairness to other delegates. To log-in onto the WiFi, please select the network **ESCP 2017** and enter the password **ESCPBERLIN**.

CME ACCREDITATION

The European Society of Coloproctology 12th Scientific and Annual meeting, CityCube Berlin, Germany, 20/09/2017-22/09/2017 has been accredited by the European Accreditation Council for Continuing Medical Education (EACCME®) with 22 European CME credits (ECMEC®s). Each medical specialist should claim only those hours of credit that he/she actually spent in the educational activity.

Main Programme:

Wednesday 20 September - 8 ECMEC® credits

Thursday 21 September - 8 ECMEC® credits

Friday 22 September - 6 ECMEC® credits

The EACCME® awards ECMEC®s on the basis of 1 ECMEC® for one hour of CME with a maximum of 8 ECMEC®s per day.

You can only receive the number of credits you are entitled to according to your actual participation at the event once you have completed the feedback form.

IMPORTANT: It is important that you 'check-in' and 'check out' of the conference each day in order to receive the correct amount of CME credits. To 'check-in' and 'check-out' please show your name badge to one of our scanning hosts, stationed by registration throughout the duration of the congress.

Feedback stations will be available in the registration area from Thursday afternoon and a link to the feedback form will be sent out via email after the meeting.

Keynote Speakers



PROFESSOR JAN DEPREST

Professor Jan Deprest is Professor of Obstetrics and Gynaecology at the Faculty of Medicine (KU Leuven) and its University Hospitals Leuven and at University College London. He is the Academic Chair (2012-2021) of the Department of Development and Regeneration. He is Director of the Training Center for Surgical Technologies, with Prof Paul Herijgers. He is member of the Group Board of Biomedical Sciences KU Leuven (2014-2017). Co-director of program for female pelvic floor dysfunction and member of staff of Gynaecology.

Professor Deprest's research is mainly translational and dedicated to fetal medical and surgical therapy, as well as novel surgical and cell therapy solutions for pelvic floor dysfunction. His clinical research is into surgical techniques for pelvic floor repair and the use of image analysis in improving diagnosis of pelvic floor dysfunction.

Jan has published over 500 peer reviewed papers and supervises/d over 25 doctoral students. He is Editor of Prenatal Diagnosis (Section: Fetal Imaging and Therapy), Editor in Chief Gynaecologic Surgery (2013), and International Editorial Board member of BJOG. He is a board member of the national society of Obstetrics and Gynaecology chairing the scientific committee. He serves on the scientific committee of IUGA and EUGA.

He is the past president of the International Fetal Medicine and Surgery Society (2014-2015).



PROFESSOR PAOLO GIAMUNDO

Professor Paolo Giamundo qualified and trained in General Surgery in Naples. During his post-graduate training he worked as Research Fellow at the Surgical Unit of the London Hospital, between 1990 and 1991. During his fellowship in London, he carried out studies on the metabolism of colonocytes. From his studies, a new technique for measuring the metabolism of ileal and colonic cells on biopsy specimen was set up.

His main interest is Colorectal Surgery and he has worked as a Research Fellow at the Department of Colorectal Surgery of the Cleveland Clinic Florida. During his fellowship, he contributed to research in the field of Faecal Incontinence, inventing a new device to be used for patients with severe faecal incontinence. In 2011, he obtained the title of FEBSQ in Coloproctology and, in 2015, he was awarded "FRCSE ad eundem" at the Royal College of Surgeons of England. He is currently part of the Board of Directors of the Italian Society of Colorectal Surgery (SICCR).

He is currently part of the staff of General Surgeons at the Hospital S. Spirito, Italy and is the Head Surgeon for the Colorectal Surgery Program. Within his research program, he has contributed to the setup of new laser procedures for the treatment of haemorrhoids (HeLP) and anal fistulas (FiLaC). The results of his studies are globally recognised and he is currently the Lead Clinician in an international group of Surgeons dealing with laser use in Proctology and he is the Lead Surgical Trainer for these special laser procedures.



PROFESSOR SØREN LAURBERG

Professor Søren Laurberg trained in neurobiology and, after his basic surgical training, thought that he wanted to be a general surgeon. However, he read the famous book on Pelvic Floor Pathophysiology by Henry and Swash from the Physiology Unit at St Mark's and was lucky to be able to work for six months at St Mark's Physiology Unit. It was an enormous inspiration to see a hospital dedicated to colorectal disease with close collaboration between specialties in an international environment. Following this visit he founded and was Head of the Anorectal Physiology Unit in Aarhus while he finished his training to become a consultant there.

Ever since, his main research interest has been in functional problems related to colorectal disease and in the last 10 years with a special focus on functional problems following treatment of bowel cancer. He was the initiator of a multidisciplinary pelvic floor unit at Aarhus University Hospital and creator of a multidisciplinary clinic for the treatment of pelvic organ sequelae.

Keynote Speakers



PROFESSOR HELMUT MESSMANN

At this year's ESCP Annual Meeting in Berlin, Professor Helmut Messmann will give a keynote lecture on Endoscopic Submucosal Dissection (ESD) for early stage colorectal cancers.

Professor Messmann, Head of the Department of Internal Medicine at Augsburg Medical Centre in Germany, is one of Europe's leading experts in ESD. An early adopter of the technique, he has been practising it since 2003 and now leads the largest centre using the technique in Europe. Professor Messmann was also involved in developing the European Society for Gastrointestinal Endoscopy Guidelines for ESD – the topic of his keynote lecture in Berlin.

Prof Messmann treated his first patient using ESD in 2003 – almost 15 years ago. He now leads the team at the Augsburg Centre which treats approximately 200 cases a year using the technique, the highest number of patients in Europe.



MR BRENDAN MORAN

Mr Brendan Moran has been a Consultant Colorectal Surgeon in Basingstoke since 1995. He qualified and trained in surgery in Ireland, Ghana and England. He obtained FRCSI in 1984, MCh, by Thesis in 1989 and FRCS (ad eundem) in 1995. He was awarded Honorary FRCSI in 2017 and is an Honorary Member of BASO.

His main interests are in surgery and staging rectal cancer, appendix tumours and peritoneal malignancy. He established the peritoneal malignancy programme in Basingstoke, now the largest in the world, and has expanded the department with six colorectal colleagues.

He set up and delivered the English National TME/ MDT Development Program, The English LOREC Program and established, and is Lead Clinician in the English Significant Polyp Early Colorectal Cancer (SPECC) program. He is an executive and founder member of PSOGI (Peritoneal Surface Oncology Group International).

He is immediate Past President for the Section of Coloproctology of the Royal Society of Medicine. He is also President in Waiting for ACPGIBI (President 2018), and Honorary Professor of Surgery, National University of Singapore and Aarhus University Denmark.



PROFESSOR HARRY SOKOL

Professor Harry Sokol, is a Professor in the Gastroenterology department of the Saint Antoine Hospital (APHP, Paris, France) and is the head of AVENIR Team, Gut Microbiota and Immunity lab.

Harry Sokol is an internationally recognized expert in IBD and in gut microbiota fields and has published over 120 papers on these topics. He has received several awards, including the French Medical Academy Award in 2009 and a rising star award from the United European Gastroenterology Federation in 2013. His work on the role of the gut microbiota in IBD pathogenesis led to landmark papers describing the IBD-associated dysbiosis (imbalance in gut microbiota composition) and the role of the pivotal commensal bacteria *Faecalibacterium prausnitzii* in gut homeostasis and in IBD.

Currently, his work focuses on deciphering the gut microbiota-host interactions in health and diseases (particularly IBD), including viruses and fungi, in order to better understand their pathogenesis and develop innovative treatments. Harry Sokol is now exploring particularly the role of the microbiota in tryptophan metabolism for which he is recipient of an ERC starting grant (2017-2021).

Beside basic science work, he is also involved in translational research and notably coordinates two French randomized control trials evaluating fecal microbiota transplantation in Crohn's disease and ulcerative colitis.

Scientific Programme

TIME/ LOCATION	EVENT
WEDNESDAY 20 SEPTEMBER	
09:30 -11:30 Parallel Hall A8	EDUCATIONAL: CORE SUBJECT UPDATE Chairs: <i>Mark Potter (UK), Pierpaolo Sileri (Italy)</i> <ul style="list-style-type: none"> • Imaging in rectal cancer treatment – <i>Geerard Beets (The Netherlands)</i> • Guidelines for faecal incontinence – <i>Yasuko Maeda (UK)</i> • Management of acute diverticulitis – <i>Marja A Boermeester (The Netherlands)</i> • Definition, prevention and treatment of postoperative ileus – <i>Martin Hübner (Switzerland)</i> • Bowel preparation – <i>Yves Panis (France)</i>
11:30 – 11:35 Plenary Hall A1 - 3	OFFICIAL OPENING <i>ESCP President Emmanuel Tiret will be joined by ESCP Secretary Eloy Espin Basany and Programme Chairperson Anna Martling to officially open the meeting.</i>
11:35 – 12:35 Plenary Hall A1 - 3	SYMPOSIUM: ENHANCED RECOVERY PROGRAMMES: WHERE ARE WE AFTER 20 YEARS? Chairs: <i>Nicolas Demartines (Switzerland), Olle Ljungqvist (Sweden)</i> <ul style="list-style-type: none"> • Prehabilitation in the elderly – <i>Christianne Buskens (The Netherlands)</i> • ERAS: what's left of it? – <i>Jose M Ramirez (Spain)</i> • Pain Management - Do's and Dont's – <i>Nicolas Demartines (Switzerland)</i> • Panel debate
12:35 – 13:15 Exhibition Hall B	EXHIBITION OPENS – SANDWICH LUNCH AVAILABLE
13:15 – 14:45 Plenary Hall A1 - 3	SURGICAL VIDEO SESSION Chairs: <i>Mark Katory (UK), Julius Orhalmi (Czech Republic), Samson Tou (UK)</i> <ul style="list-style-type: none"> • V01: Laparoscopic CME right hemicolectomy for advanced ascending colon cancer – <i>Ng Jia Lin (Singapore)</i> • V02: Improving exposure with laparoscopic mobilisation of the splenic flexure in lateral position – <i>Marco von Strauss und Torney (Switzerland)</i> • V03: Ano-vaginal and perineal reconstruction with X-flap and sphincteroplasty for cloaca-like deformity after severe obstetric injury – <i>Vita Klimasauskiene (UK)</i> • V04: Single docking robotic anterior resection with the da Vinci Xi system with integrated table motion: A standardised technique – <i>Sofoklis Panteleimonitis (UK)</i> • V05: Complete D3 anterior and posterior mesenterectomy – <i>Robin Gaupset (Norway)</i> • V06: Step-by-step procedures of taTME according to pelvic surgical anatomies for low rectal cancer – <i>Masaaki Ito (Japan)</i> • V07: Rectocolposacropexy with a new robotic assisted technique – <i>Gabriele Naldini (Italy)</i> • V08: Transanal repair of a recto-urethral fistula after prostatectomy – <i>Marek Zawadzki (Poland)</i> • V09: Extended gracilis myocutaneous flap: a different option for perineal and vaginal reconstruction after posterior pelvic exenteration for rectal cancer – <i>Luis Sanchez-Guillen (Spain)</i> • V10: Robotic right hemicolectomy with utilisation of a next generation single port system: a cadaveric feasibility study – <i>Tony Mak (Hong Kong)</i>

TIME/ LOCATION	EVENT
WEDNESDAY 20 SEPTEMBER	
13:15 – 14:45 Parallel Hall A8	INTERNATIONAL TRIALS RESULTS FORUM Presentations of completed trials with Expert commentary Chair: <i>Thomas Pinkney (UK)</i> Trial presentations will include the first international presentation of: <ul style="list-style-type: none"> • CReST – <i>Jim Hill (UK) with Expert commentary by Thomas Pinkney (UK)</i> • LIRIC – <i>Willem Bemelman (The Netherlands) with Expert commentary by Eloy Espin Basany (Spain)</i> • GRECCAR6 – <i>Jérémie Lefevre (France) with Expert commentary by Pieter Tanis (The Netherlands)</i> • REHAB – <i>Yves Panis (France) with Expert commentary by Carolynne Vaizey (UK)</i> • FIAT – <i>David Jayne (UK) with Expert commentary by Charles Knowles (UK)</i> • Results of the 2017 Cohort study on Left Colon, Sigmoid and Rectal Resections Audit – <i>Alaa El-Hussuna (Denmark)</i> • EuroSurg student initiative – <i>Ruth Blanco-Colino (Spain)</i>
14:45 – 15:15 Plenary Hall A1 - 3	KEYNOTE LECTURE: MANAGEMENT OF EARLY COLORECTAL CANCER Chair: <i>Donato Altomare (Italy)</i> Speaker: <i>Helmut Messmann (Germany)</i>
15:15 – 15:40 Exhibition Hall B	COFFEE BREAK/EXHIBITION/POSTERS
15:40 – 16:40 Plenary Hall A1 - 3	SYMPOSIUM: MANAGEMENT OF PELVIC FLOOR DYSFUNCTION Chairs: <i>Eva Angenete (Sweden), Ronan O'Connell (Ireland)</i> <ul style="list-style-type: none"> • Sexuality after APE in women – <i>Alessandra Graziottin (Italy)</i> • Image-guided treatment of functional pelvic floor disorders – <i>Georgios Pechlivanides (Greece)</i> • MDT approach in pelvic floor disorders – <i>Thomas Schiedeck (Germany)</i>
15:15 – 15:40 Exhibition Hall B	INDUSTRY SMALL HALL SESSION Please go to page 43 for further details
15:40 – 16:40 Parallel Hall A8	INDUSTRY SPONSORED SATELLITE SYMPOSIUM Please go to page 41 for further details
16:40 – 17:40 Plenary Hall A1 - 3	FREE PAPERS (FUNCTIONAL DISORDER & IBD) Chairs: <i>Ondrej Ryska (Czech Republic), Jared Torkington (UK)</i> <ul style="list-style-type: none"> • F01: Bowel dysfunction in the Danish general population – a presentation of “The LARS Score” normative data – <i>Therese Juul (Denmark)</i> • F02: The natural history of anterior resection syndrome: the results of a longitudinal long-term follow-up study – <i>Danette B Wright (Australia)</i> • F03: Outcome of laparoscopic ventral mesh rectopexy for internal rectal prolapse: a prospective cohort study of 546 patients with independent data analysis – <i>Ugo Grossi (UK)</i> • F04: Disease-specific operative experience in ulcerative colitis (UC): does that matter – <i>Liliana Bordeianou (USA)</i> • F05: Value of the mechanical bowel preparation (MBP) in patients with Crohn's disease – <i>Igors Iesalnieks (Germany)</i> • F06: An international comparative cohort study of the surgical management of patients with ulcerative colitis in England and Sweden – <i>Guy Worley (UK)</i>

TIME/ LOCATION	EVENT
WEDNESDAY 20 SEPTEMBER	
16:40 – 17:40 Parallel Hall A8	<p>FREE PAPERS (IBD AND MISCELLANEOUS)</p> <p>Chairs: <i>Ada Rosen (Israel), Baljit Singh (UK)</i></p> <ul style="list-style-type: none"> • F07: Inflammation at distal ileocaecal resection margin increases postoperative Crohn's recurrence – <i>Karin A.T.G.M. Wasmann (The Netherlands)</i> • F08: Case matched comparison of transanal versus transabdominal rectal dissection in restorative proctocolectomy with ileal pouch-anal anastomosis for ulcerative colitis – <i>Vivian P. Bastiaenen (The Netherlands)</i> • F09: Air leak test to confirm anastomotic patency following distal colorectal resections: an integrated systematic review and meta-analysis of published randomized, controlled trials – <i>Sameh Farag (UK)</i> • F10: Hospital variability in restoring continuity after low anterior resection for rectal cancer – <i>Wernard A.A. Borstlap (The Netherlands)</i> • F11: Delta Neutrophil index (DNI) as a predictive marker of early surgery and intensive care requirement in postoperative adhesive small bowel obstruction (SBO) – <i>Ik Yong Kim (Republic of Korea)</i> • F12: A fecal diverting device (FDD) for the substitution of defunctioning stoma; a randomized controlled trial (RCT) – <i>Jae Hwang Kim (Republic of Korea)</i>
16:40 – 17:40 Parallel Hall A7	<p>EDUCATIONAL: BEST PUBLICATIONS OF THE YEAR</p> <p>Presentation and discussion of the last year's best papers and their clinical impact</p> <p>Chairs: <i>Dieter Hahnloser (Switzerland), Klaus Matzel (Germany)</i></p> <p>Speakers:</p> <ul style="list-style-type: none"> • Rectal cancer, IBD, benign disease – <i>Emmanuel Tiret (France)</i> • Colon cancer, functional disease – <i>Edgar Furnee (The Netherlands)</i>
17:40 – 17:55 Plenary Hall A1 - 3	<p>EDUCATIONAL: ESCP FELLOWSHIPS UPDATE</p> <p>Chairs: <i>Mark Potter (UK), David Zimmerman (The Netherlands)</i></p> <p>Presenters:</p> <ul style="list-style-type: none"> • <i>Alaa El-Hussuna (Denmark) visited St Vincent's University Hospital, Ireland</i> • <i>Foo Fung Joon (Singapore) visited Beaujon Hospital, Paris, France</i> <p>2016-2017 ESCP Fellowships are supported by ESCP and educational partners - please see pages 35 - 38 for further details.</p>
17:55 – 18:00 Plenary Hall A1 - 3	<p>PRESENTATION OF THE LARS PÅHLMAN EBSQ MEDAL</p> <p>Presenter: <i>Stefan Post (Germany)</i></p> <p>ESCP award the Lars Pålman EBSQ medal to the highest merit of EBSQ examinees in 2016. This year, the medal is awarded to Nicolas Buchs (Switzerland).</p>
18:00 – 19:30 Plenary Hall A1 - 3	<p>EDUCATIONAL: COLOPROCTOLOGY 3.0 : THE CUTTING EDGE OF ONLINE INNOVATION</p> <p>Chairs: <i>Richard Brady (UK), Julio Mayol (Spain)</i></p> <ul style="list-style-type: none"> • Introduction to the session & the evolution of #coloproctology 3.0 – <i>Richard Brady (UK)</i> • The online surgeon - artificial intelligence and the future of colorectalproctology online – <i>Julio Mayol (Spain)</i> • Serious games and simulation in surgery – <i>Marlies Schijven (The Netherlands)</i> • Mobile Health and apps in coloproctology – <i>Angus Watson (UK)</i> • Open skills vs formal validation: present and future of MOOC's – <i>Rodrigo Menchaca (Spain)</i> • Virtual reality, Snapchat and the future of surgical teaching – <i>Shafi Ahmed (UK)</i>
18:00 – 18:25 18:30 – 18:55 Exhibition Hall B	<p>SMALL HALL SESSIONS</p> <p>Please go to page 43 for further details</p>
19:30 – 20:30 Exhibition Hall B	<p>ESCP WELCOME POSTERS AND WELCOME RECEPTION IN THE EXHIBITION AREA</p>

TIME/ LOCATION	EVENT
THURSDAY 21 SEPTEMBER	
07:30 – 08:30 Parallel Hall A8	<p>FREE PAPERS (MISCELLANEOUS AND NEOPLASIA)</p> <p>Chairs: <i>Dursun Bugra (Turkey), Des Winter (Ireland)</i></p> <ul style="list-style-type: none"> • F13: Minimally invasive colorectal surgery in the super obese: does size really matter? – <i>Sofoklis Panteleimonitis (UK)</i> • F14: Early versus delayed closure of loop defunctioning ileostomy in patients undergoing distal colorectal resections: an integrated systematic review and meta-analysis of published randomized, controlled trials – <i>Sameh Farag (UK)</i> • F15: The impact of intraoperative indocyanine green-enhanced fluorescence on bowel transection point in left-sided colon and rectal resection – <i>Giulia Maggi (Italy)</i> • F16: Laparoscopic lavage for complicated diverticulitis: preliminary results of the LLOStudy – <i>Binda Gian Andrea (Italy)</i> • F17: Does it matter how or who performs a stapled side to side ileocolic anastomosis? Results of the ESCP right hemicolectomy audit – <i>Sanjay Chaudhri, on behalf of ESCP Cohort Studies 2015 (UK)</i> • F18: The TRIGGER trial: a multicentre randomised control feasibility study with an embedded phase III design using the magnetic resonance tumour regression grade (mrTRG) to stratify locally advanced rectal cancer management by response to chemoradiotherapy – <i>Nick Battersby (UK)</i>
07:30 – 08:30 Meeting Room M2 / Level 3	<p>FREE PAPERS (NEOPLASIA)</p> <p>Chairs: <i>Alex Moskalev (Russia), Per Nilsson (Sweden)</i></p> <ul style="list-style-type: none"> • F19: Open versus laparoscopic rectal cancer resection and risk of surgery for adhesive small bowel obstruction: a nationwide population-based cohort study – <i>Peter Andersen (Denmark)</i> • F20: Rapid development of peritoneal metastases after adjuvant chemotherapy is associated with worse survival after cytoreduction and HIPEC – <i>Nina Sluiter (The Netherlands)</i> • F21: Incidence of VTE after curative surgery for colon cancer within an ERAS programme – <i>Jo Erling Waage (Denmark)</i> • F22: Is magnetic resonance imaging useful in preoperative evaluation of large rectal villous adenomas? – <i>Diane Mege (France)</i> • F23: Learning curve of trans-anal total mesorectal excision (TATME): is it really safe and better than laparoscopic TME (LTME) with perineal approach first in patients with low rectal cancer? A case-matched study in 68 patients – <i>Diane Mege (France)</i> • F24: Bowel motility after transecting the superior mesenteric plexus (SMP) at D3 right colectomy: a wireless motility study – <i>Yngve Thorsen (Norway)</i>
07:30 – 10:15 Parallel Hall A7	<p>EDUCATIONAL: TRAINEE VIDEO SESSION</p> <p>Standardised step-by-step teaching videos</p> <p>Chairs: <i>Dieter Hahnloser (Switzerland), Samson Tou (UK)</i></p> <ul style="list-style-type: none"> • Surgery for anal fissure – <i>Peter Christensen (Denmark)</i> • Fergusson for haemorrhoidal disease – <i>Guy R Orangio (USA)</i> • Imaging: MRI for anal fistula – <i>David Zimmerman (The Netherlands)</i> • Inter-sphincteric Abdomino Perineal Excision – <i>Brendan Moran (UK)</i> • Perineal hernia repair after APR – <i>Paul Verheijen (The Netherlands)</i> • Mobilising splenic flexure in the left lateral position – <i>Alan Horgan (UK)</i> • Mobilising splenic flexure medial to lateral – <i>Pierpaolo Sileri (Italy)</i> • Mobilising splenic flexure lateral to medial – <i>Marek Zawadzki (Poland)</i> • Panel discussion
07:45 – 08:30 Plenary Hall A1 - 3	<p>ESCP GUIDELINES UPDATE</p> <p>Chair: <i>Carolynne Vaizey (UK)</i></p> <ul style="list-style-type: none"> • Pelvic mesh – <i>Yasuko Maeda (UK)</i> • Dephi Consensus - taTME – <i>Danilo Miskovic (UK)</i> • Lynch syndrome – <i>Gabriela Möslin (Germany)</i> • Haemorrhoid Treatments – <i>Stephanie Breukink (The Netherlands)</i> • Guidelines Synthesis: Guidelines for Rectal Cancer Follow Up – <i>Søren Laurberg (Denmark)</i> • ESCP's future Guidelines priorities – <i>Carolynne Vaizey (UK)</i>

TIME/ LOCATION	EVENT
THURSDAY 21 SEPTEMBER	
08:30 – 10:00 Plenary Hall A1 - 3	<p>NEW TRIALS FORUM</p> <p>Chair: <i>Dion Morton (UK)</i></p> <p>Expert panel: <i>Willem Bemelman (The Netherlands), Christianne Buskens (The Netherlands), Peter Christensen (Denmark), Jérémie Lefevre (France)</i></p> <p>New Trials presentations: four proposals reviewed by the expert panel</p> <ul style="list-style-type: none"> • T01: ALASCCA - a randomized double-blind placebo-controlled study with aspirin treatment in colorectal cancer patients with mutations in the PI3K signalling pathway – <i>Anna Martling (Sweden) on behalf of the ALASCCA study group</i> • T02: Comparison between treatments for anal fistula : glue vs lipofilling a randomized controlled multicentre study - FATGLUE protocol – <i>Aurélien Venara (France)</i> • T03: FLICC II (fluorescence lymph node imaging in colon cancer) – <i>Heman Joshi (UK)</i> • T04: Study of oncological outcomes of D3 lymph node dissection in Study of oncological outcomes of D3 lymph node dissection in colon cancer (COLD trial) – <i>Aleksei Petrov (Russia)</i> • Announcing the ESCP cohort study for 2018 – <i>Matteo Frasson (Italy)</i>
08:30 – 10:00 Parallel Hall A8	<p>FREE PAPERS (NEOPLASIA)</p> <p>Chairs: <i>Goran Barisic (Serbia), Ismail Gögenur (Denmark)</i></p> <ul style="list-style-type: none"> • F25: Single incision laparoscopy versus multiport laparoscopy for colonic surgery: a multicenter randomized double blinded controlled trial – <i>Léon Maggiori (France)</i> • F26: Is there a difference in long-term survival in patients treated for malignant colorectal polyps? A nationwide cohort study – <i>Katarina Levic (Denmark)</i> • F27: Endoscopic resection of malignant rectal polyps with questionable margins of resection: transanal endoscopic surgery (TEM/TEO) or radical abdominal surgery? – <i>Anna Pallisera-Lloveras (Spain)</i> • F28: Early detection of anastomotic leakage after low anterior resection with intraperitoneal microdialysis: a prospective multicenter study – <i>Mark Bremholm Ellebæk (Denmark)</i> • F29: Preoperative bowel preparation before elective right hemicolectomy – <i>Irmgard Weindl (Germany)</i> • F30: Progression of anal squamous intraepithelial neoplasia to anal cancer – <i>Kåre Gotschalck Sunesen (Denmark)</i> • F31: Stoma reversal and long-term functional outcomes in low rectal cancer surgery: results from the MERCURY II study – <i>Mit Dattani (UK)</i> • F32: Patterns of metastatic disease in rectal cancer patients in an international 'watch and wait' cohort – <i>Marit van der Sande on behalf of the International Watch & Wait Database (IWWD) Consortium (The Netherlands)</i> • F33: Risk factors for metachronous peritoneal carcinomatosis: a national population-based cohort study of nearly 21,000 Danish colorectal cancer patients – <i>Sissel Ravn (Denmark)</i>
10:00 – 10:15 Plenary Hall A1 - 3	<p>EDUCATIONAL: ESCP FELLOWSHIPS UPDATE</p> <p>Chairs: <i>Edgar Furnee (The Netherlands), Baljit Singh (UK)</i></p> <p>Presenters:</p> <ul style="list-style-type: none"> • <i>Mostafa Shalaby (Egypt) visited University of Rome Tor Vergata, Italy</i> • <i>Manol Sokolov (Bulgaria) visited Maastricht University Medical Center, Maastricht, The Netherlands</i> <p>2016-2017 ESCP Fellowships are supported by ESCP and educational partners - please see pages 35 - 38 for further details.</p>
10:15 – 11:15 Exhibition Hall B	LONG COFFEE BREAK/EXHIBITION/POSTERS
10:15 -11:15 Parallel Hall A8	<p>INDUSTRY SPONSORED SATELLITE SYMPOSIUM</p> <p>Please go to page 41 for further details</p>
10:15 – 10:40 10:50 – 11:15 Exhibition Hall B	<p>SMALL HALL SESSIONS</p> <p>Please go to page 43 for further details</p>

TIME/ LOCATION	EVENT
THURSDAY 21 SEPTEMBER	
10:45 – 12:35 Parallel Hall A7	<p>EDUCATIONAL: TRAINEE ROUND TABLE SESSION</p> <p>For trainees only: case presentations and table discussion with experts</p> <p>Chair: <i>David Zimmerman (The Netherlands)</i></p> <p>Experts: <i>Donato Altomare (Italy), Emre Balik (Turkey), Willem Bemelman (The Netherlands), Sebastiano Biondo (Spain), Yves Panis (France), Mark Potter (UK), Apollo Pronk (The Netherlands), Pierpaolo Sileri (Italy), Baljit Singh (UK), Giovanni Romano (Italy), Janindra Warusavitarne (UK)</i></p> <p>Case presentations:</p> <ul style="list-style-type: none"> • Imaging: interpretation of defecography – <i>André D’Hoore (Belgium)</i> • Large bowel obstruction – <i>Mike Parker (UK)</i>
11:15 – 11:45 Plenary Hall A1 - 3	<p>KEYNOTE LECTURE: VAGINAL PARTUS AND RISK FOR PELVIC FLOOR DISORDERS</p> <p>Chair: <i>Esther Consten (The Netherlands)</i></p> <p>Speaker: <i>Jan Deprest (Belgium)</i></p>
11:45 – 12:05 Plenary Hall A1 - 3	<p>ESCP PRESIDENT’S ADDRESS</p> <p>Emmanuel Tiret – ESCP President</p>
12:05 – 12:35 Plenary Hall A1 - 3	<p>INTERNATIONAL TRAVELLING FELLOW FREE PAPERS</p> <p>Chairs: <i>Ethem Gecim (Turkey), Stefan Post (Germany)</i></p> <ul style="list-style-type: none"> • ASCRS Visiting Fellow: In vivo and In vitro Efficacy of Dual PI3K/mTOR Inhibition in Novel Murine Models of Anal Cancer – <i>Brooks Rademacher</i> • JSCP Visiting Fellow: Laparoscopic surgery for locally recurrent rectal cancer – <i>Mamoru Uemura</i> • KSCP Visiting Fellow: The Role of Primary Tumor Resection in Colorectal Cancer Patients with Asymptomatic, Synchronous Unresectable Metastasis: a Multicenter, Randomized Controlled Trial – <i>Eun Jung Park</i>
12:35 – 13:45 Exhibition Hall B	LONG LUNCH/EXHIBITION/POSTERS
12:35 – 13:45 Plenary Hall A1 - 3	<p>EDUCATIONAL: WORKSHOP FOR AUTHORS: HOW TO WRITE A PAPER</p> <p>Supported by <i>Colorectal Disease</i></p> <p>Chairs: <i>Roberto Bergamaschi (USA), Neil Mortensen (UK)</i></p> <ul style="list-style-type: none"> • How to write a systematic review – <i>Omar Faiz (UK)</i> • How to review a paper – <i>Neil Smart (UK)</i> • How to prepare and submit a video – <i>Ronan Cahill (Ireland)</i> • What the Editors expect – <i>Alexander Engel (Australia)</i>
12:45 – 13:45 Parallel Hall A8	<p>INDUSTRY SPONSORED SATELLITE SYMPOSIUM</p> <p>Please go to page 41 for further details</p>
12:45 – 13:10 13:20 – 13:45 Exhibition Hall B	<p>SMALL HALL SESSIONS</p> <p>Please go to page 43 for further details</p>

TIME/ LOCATION	EVENT
THURSDAY 21 SEPTEMBER	
13:45 – 15:05 Plenary Hall A1 - 3	<p>THE SIX BEST FREE PAPERS</p> <p>Chairs: <i>Anna Martling (Sweden), Emmanuel Tiret (France)</i></p> <ul style="list-style-type: none"> • B1: Coffee accelerates recovery of bowel function after elective colon resection: a randomized controlled trial – <i>Andreas Keerl (Switzerland)</i> • B2: Long-term risk of cancer following ileal pouch-anal anastomosis for ulcerative colitis – <i>Anders Mark-Christensen (Denmark)</i> • B3: The Rectal Cancer Female Sexuality score: development and validation of a scoring system for female sexual function after rectal cancer surgery – <i>Anne Thyø (Denmark)</i> • B4: FOxTROT: Safety and feasibility of neoadjuvant chemotherapy in locally advanced, resectable colon cancer based on the phase III of a randomised controlled trial – <i>FOxTROT Collaborative Group (UK)</i> • B5: Oncological outcomes after anastomotic leakage following surgery for rectal cancer in a randomized trial (COLOR II): increased risk of recurrence? – <i>Thomas Koedam (The Netherlands)</i> • B6: Effect of mode of delivery on anal incontinence following a second delivery in women with sphincter disruption resulting from the first delivery: the EPIC multicenter randomized trial – <i>Laurent Abramowitz (France)</i>
14:00 – 15:00 Parallel Hall A8	<p>INDUSTRY SPONSORED SATELLITE SYMPOSIUM</p> <p>Please go to page 41 for further details</p>
15:05 – 16:05 Plenary Hall A1 - 3	<p>ESCP/ECCO SYMPOSIUM: ULCERATIVE COLITIS</p> <p>Chairs: <i>Antonino Spinelli (Italy), Janindra Warusavitarne (UK)</i></p> <ul style="list-style-type: none"> • Cycling, switching and swapping with drugs, what does it mean to the patient? Impact on the surgical patient – <i>Krisztina Gecse (The Netherlands)</i> • Multidisciplinary decision making for colectomy: the difficult patient – <i>Willem Bemelman (The Netherlands)</i> • Tailored minimal invasive surgery for UC: how and by whom? – <i>Yves Panis (France)</i>
15:05 – 16:05 Parallel Hall A8	<p>ESCP/EAES SYMPOSIUM: SCREENING AND SURVEILLANCE</p> <p>Chairs: <i>Stig Norderval (Norway), Giovanni Romano (Italy)</i></p> <ul style="list-style-type: none"> • Dysplasia in IBD: implications for the surgeon – <i>Najib Haboubi (UK)</i> • Gene and gender recommendations for Lynch syndrome (HNPCC) – <i>Gabriela Möslein (Germany)</i> • Screening strategies of colorectal cancer- an update – <i>Francesco Bianco (Italy)</i>
16:05 – 16:30 Exhibition Hall B	<p>SMALL HALL SESSION</p> <p>Please go to page 43 for further details</p>
16:05 – 16:50 Exhibition Hall B	<p>COFFEE BREAK/EXHIBITION/POSTERS</p>
16:05 – 16:50 Plenary Hall A1 - 3	<p>ESCP ANNUAL GENERAL MEETING</p>
16:50 – 17:20 Plenary Hall A1 - 3	<p>KEYNOTE LECTURE: MALIGNANT APPENDIX – HOW TO HANDLE?</p> <p>Chair: <i>Petr Tsarkov (Russia)</i></p> <p>Speaker: <i>Brendan Moran (UK)</i></p>
16:50 – 18:20 Parallel Hall A7	<p>EDUCATIONAL: INTERACTIVE TRAINEE WORKSHOP</p> <p>Chairs: <i>Muhammed Imran Aslam (UK), Baljit Singh (UK), David Zimmerman (The Netherlands)</i></p> <ul style="list-style-type: none"> • Ischemic colitis – <i>Yves Panis (France)</i> • Anal fistula – <i>Emre Balik (Turkey)</i> • Diverticulitis – <i>Goran Barisic (Serbia)</i>
17:20 – 18:20 Parallel Hall A8	<p>INDUSTRY SPONSORED SATELLITE SYMPOSIUM</p> <p>Please go to page 41 for further details</p>



An ESCP session developed in collaboration with ECCO



A jointly organised EAES/ESCP session



Supported by a grant from



TIME/ LOCATION	EVENT
THURSDAY 21 SEPTEMBER	
17:20 – 18:20 Plenary Hall A1 - 3	<p>FREE PAPERS (NEOPLASIA)</p> <p>Chairs: <i>Peter Dawson (UK), Aigars Martinsons (Latvia)</i></p> <ul style="list-style-type: none"> • F34: Outcome of the Spanish rectal cancer project in Galician hospitals – <i>Lucia Garrido (Spain)</i> • F35: Nomogram for the individualized evaluation of postoperative risk after colonic oncological resection: Multivariate analysis of a national prospective study (ANACO study) – <i>Luis Sánchez-Guillén (Spain)</i> • F36: The tumour-stroma ratio is a prognostic factor in colorectal cancer stage II – <i>Elinor Bexé Lindskog (Sweden)</i> • F37: Predicting duodenal invasion in right sided colon cancer: Lessons learned from eight hundred cases in a tertiary referral centre – <i>Diederik Meylemans (UK)</i> • F38: Previous radiotherapy for prostate cancer is a risk factor for local recurrence after rectal cancer surgery: nationwide population-based study – <i>Ingvar Sverrisson (Sweden)</i> • F39: Laparoscopic colorectal cancer resection in the elderly and obese is associated with more reduction of post-operative complications compared to the younger and non-obese patients – <i>Anne Sophie van Dalen (USA)</i>
18:20 – 18:50 Plenary Hall A1 - 3	<p>KEYNOTE LECTURE: NEW METHODS OF SURGICAL TREATMENT OF HIGH AND TRANSSPHINCTERIC FISTULAS</p> <p>Chair: <i>Sebastiano Biondo (Spain)</i></p> <p>Speaker: <i>Paolo Giamundo (Italy)</i></p>
20:00	<p>ESCP INFORMAL CONFERENCE DINNER AT BRAUHAUS LEMKE “AM ALEX” RESTAURANT</p> <p>Please go to page 26 for further details</p>

TIME/ LOCATION	EVENT
FRIDAY 22 SEPTEMBER	
07:30 – 08:30 Plenary Hall A1 - 3	<p>FREE PAPERS (NEOPLASIA AND PROCTOLOGY)</p> <p>Chairs: <i>Tomasz Banasiewicz (Poland), Mark Katory (UK)</i></p> <ul style="list-style-type: none"> • F40: The Development and Validation of a Patient Reported Outcome of Health-Related Quality of Life in Locally Recurrent Rectal Cancer – <i>Deena Harji (UK)</i> • F41: Metachronous Cancers following Segmental or Extended Colectomy in Lynch Syndrome: A Systematic Review and Meta-Analysis – <i>Salim Malik (UK)</i> • F42: A randomized clinical trial comparing collagen plug and advancement flap in trans-sphincteric fistulas – <i>Johan Bondi (Norway)</i> • F43: Topical anesthesia versus placebo to decrease pain in rubber band ligation for treatment of internal hemorrhoids. A single center, randomized, placebo controlled trial – <i>José Gellona (Chile)</i> • F44: Mucosal Advancement Flap for recurrent complex anal fistula: a redo-able procedure – <i>Nicolas Buchs (Switzerland)</i> • F45: Efficacy of autologous fat injection in the treatment of anovaginal fistulas – <i>Stig Norderval (Norway)</i>
07:30 – 08:30 Parallel Hall A8	<p>FREE PAPERS (RANDOMISED CLINICAL TRIALS)</p> <p>Chairs: <i>Anna Martling (Sweden), Dion Morton (UK)</i></p> <ul style="list-style-type: none"> • F46: A comparison of magnetic anal sphincter and SNS for faecal incontinence. Preliminary results of the MOS STIC RCT – <i>Paul Lehur (France)</i> • F47: Does a combination of laparoscopic approach and full fast track multimodal management decreases postoperative morbidity after colorectal cancer surgery? A multicenter randomized controlled trial – <i>Léon Maggiori (France)</i> • F48: Long-term function outcome after laparoscopic ventral mesh rectopexy versus posterior sutured rectopexy for rectal prolapse: 6-year follow-up of a double-blind, randomised single-centre study – <i>Lilli Lundby (Denmark)</i> • F49: Randomized clinical trial, final results: Ligation intersphincteric fistula tract (LIFT) versus rectal advancement flap (RAF) in the treatment of complex anal fistula (CAF) – <i>Jorge Benavides Buleje (Spain)</i> • F35: Single Use Negative pResure dressing for Reduction In Surgical site infections following Emergency laparotomy - the SUNRRISE Trial – <i>SUNRRISE study group on behalf of the North West Research Collaborative and the West Midlands Research Collaborative - Richard Wilkin (UK)</i> • F36: Laparoscopic ventral mesh rectopexy in adults with chronic constipation: stepped-wedge randomised controlled trial – <i>Ugo Grossi (UK)</i>

TIME/ LOCATION	EVENT
FRIDAY 22 SEPTEMBER	
07:30 – 08:30 Parallel Hall A7	FREE PAPERS (STUDENT) Chairs: <i>Victor Tomulescu (Romania), Evaghelos Xynos (Greece)</i> <ul style="list-style-type: none"> • F52: Efficacy of Sacral Nerve Stimulation in patients with chronic constipation or ODS from a single tertiary unit – <i>Rupan Paramasivam (Denmark)</i> • F53: EuroSurg-1: Association of obesity with postoperative complications – <i>EuroSurg Collaborative (UK)</i> • F54: The benefit of the modified DULK score for early detection of anastomotic leakage after colorectal surgery – <i>Bas Uijterwijk (The Netherlands)</i> • F55: Clinical lymph node staging by imaging in colorectal cancer; a flip of the coin? – <i>Nelleke Brouwer (The Netherlands)</i> • F56: 25 years of improving survival in colorectal cancer due to evolving treatment and care: results from the Netherlands Cancer Registry – <i>Nelleke Brouwer (The Netherlands)</i> • F57: Intraoperative use of ICG fluorescence imaging to prevent anastomotic leakage in colorectal surgery: a systematic review and meta-analysis – <i>Ruth Blanco-Colino (Spain)</i>
08:30 – 09:30 Plenary Hall A1 - 3	SYMPOSIUM: UNUSUAL ANORECTAL PATHOLOGIES Chairs: <i>Guy R Orangio (USA), Bruno Roche (Switzerland)</i> <ul style="list-style-type: none"> • Surgical investigation and management of pre-sacral pathology – <i>Jérémie Lefevre (France)</i> • Management of intra-mural rectal lesions (NET and GIST) – <i>Peter Sagar (UK)</i> • Perianal skin conditions – <i>Eva Csatar (Hungary)</i>
08:30 – 09:30 Parallel Hall A7	EDUCATIONAL: NEW TECHNOLOGIES Chairs: <i>Edgar Furnee (The Netherlands), Paul Antoine Lehur (France)</i> <ul style="list-style-type: none"> • From lab to clinical practise – <i>Dion Morton (UK)</i> • Results of survey – <i>Baljit Singh (UK)</i>
09:30 – 10:00 Plenary Hall A1 - 3	KEYNOTE LECTURE: LARS – FROM BEDSIDE TO BENCH AND BACK Chair: <i>Emmanuel Tiret (France)</i> Speaker: <i>Søren Laurberg (Denmark)</i>
	<p style="text-align: right;"><i>Supported by Colorectal Disease</i></p> 
10:00 – 10:15 Plenary Hall A1 - 3	ESCP HONORARY MEMBER AWARDS Chair: <i>Emmanuel Tiret (France)</i> This year, ESCP is delighted to award honorary memberships to: <ul style="list-style-type: none"> • <i>Najib Haboubi (UK) with an introduction by Mike Parker (UK)</i> • <i>Søren Laurberg (Denmark) with an introduction by Torbjörn Holm (Sweden)</i>
10:15 – 10:25 Plenary Hall A1 - 3	ESCP AWARDS ESCP Best Paper, Best Welcome Poster, Best Surgical Video presentation and Best New Trial Presentation Awards
10:25 – 11:20 Exhibition Hall B	LONG COFFEE BREAK/EXHIBITION/POSTERS
10:20 – 11:20 Parallel Hall A7	EDUCATIONAL: COLOPROCTOLOGY AROUND THE GLOBE Chairs: <i>Eloy Espin Basany (Spain), Klaus Matzel (Germany)</i> <ul style="list-style-type: none"> • Challenges of setting up a training programme in coloproctology – <i>Tetsuo Yamana (Japan)</i> • Coloproctology in Nepal – <i>Ian Bissett (New Zealand)</i>
10:25 – 10:50 Exhibition Hall B	SMALL HALL SESSION Please go to page 43 for further details

TIME/ LOCATION	EVENT
FRIDAY 22 SEPTEMBER	
11:20 – 12:40 Plenary Hall A1 - 3	SYMPOSIUM: WHAT TO DO WITH A T2 RECTAL CANCER? Chairs: <i>Simon Bach (UK), Eric Rullier (France)</i> <ul style="list-style-type: none"> • Surgery alone: still the standard? – <i>Ivan Dimitrijevic (Serbia)</i> • CRT followed by local excision? – <i>Julio Garcia Aguilar (USA)</i> • CRT - "watch and wait" – <i>Geerard Beets (The Netherlands)</i> • Panel debate
11:20 – 12:40 Parallel Hall A7	PPI DEBATE: PUBLIC AND PATIENTS ARE ESSENTIAL TO DEVELOPING, DELIVERING AND DISSEMINATING COLORECTAL RESEARCH Chairs: <i>Dion Morton (UK), Azmina Verjee (UK)</i> Speakers: <ul style="list-style-type: none"> • <i>Jola Gore-Booth (UK)</i> • <i>Per J Nilsson (Sweden)</i> • <i>Nicola Fearnhead (UK)</i> • <i>Matteo Frasson (Italy)</i> • <i>Gregor Norcic (Slovenia)</i>
12:40 – 13:10 Plenary Hall A1 - 3	KEYNOTE LECTURE: FAECAL TRANSPLANTATION IN ULCERATIVE COLITIS AND CLOSTRIDIUM DIFFICILE COLITIS Chair: <i>Tom Øresland</i> Speaker: <i>Harry Sokol (France)</i>
13:10 – 14:10 Exhibition Hall B	LUNCH/EXHIBITION/POSTERS
13:15 – 13:40 13:45 – 14:10 Exhibition Hall B	SMALL HALL SESSIONS Please go to page 43 for further details
13:10 – 14:10 Parallel Hall A7	EDUCATIONAL: CONTROVERSIES IN ILEOCECAL CROHN'S Chairs: <i>Adam Dziki (Poland), Yves Panis (France)</i> <ul style="list-style-type: none"> • Multidisciplinary management of ileocecal Crohn's disease – <i>Willem Bemelman (The Netherlands), Krisztina Gecse (The Netherlands)</i>
14:10 – 15:10 Plenary Hall A1 - 3	SYMPOSIUM: BENIGN CHRONICAL ABDOMINAL DISEASES FOR THE COLORECTAL SURGEON Chairs: <i>Adam Dziki (Poland), Charles Knowles (UK)</i> <ul style="list-style-type: none"> • IBS – <i>Ivan Jovanovic (Serbia)</i> • Surgery for slow transit constipation – <i>Sergey Achkasov (Russia)</i> • Endometrioses – <i>Carla Tomassetti (Belgium), Albert Wolthuis (Belgium)</i>
15:10 – 16:25 Plenary Hall A1 - 3	CONSULTANTS' CORNER Facilitators: <i>Jared Torkington (UK), Des Winter (Ireland)</i> Panel: <i>Per Nilsson (Sweden), Guy R Orangio (USA), Yves Panis (France), Thomas Schiedeck (Germany), Petr Tsarkov (Russia)</i>
16:25 – 16:30 Plenary Hall A1 - 3	CLOSING CEREMONY <i>ESCP President Ethem Gecim will be joined by ESCP Secretary Gabriela Möslein and Programme Chairperson Anna Martling to close the meeting.</i>

General Information

SHOPS & BANKS

Berlin has one of the most liberal opening laws in the whole of Germany. In practice, most shops will be open from around 10:00 - 20:00, but this varies from business to business. Kiosks, known as “Spätis” sell a selection of beer, wine and soft-drinks, cigarettes and snacks and, as the name implies, are open late.

Banks are generally open Monday to Friday from 08:00 until midday and then from 14:00 - 16:00.

CURRENCY

The official currency used in Berlin is the Euro (€).

MEDICAL AND SAFETY INFORMATION

The emergency numbers in Germany are **110** (Police) and **112** (Fire Brigade & Ambulance).

FIRST AID

Throughout the open hours of the event, a paramedic provided by the German Red Cross will be on duty at CityCube for non-critical medical attention, contactable through the ESCP Registration Desk.

EMERGENCIES AND EVACUATION PROCEDURE

An automatic fire detection and warning system (smoke / heat detection) is installed throughout the venue. In any emergency situation, contact a member of the CityCube Security Staff. This way the services can be correctly directed to the incident to ensure it is dealt with promptly and safely. **Please do not contact the emergency services directly.**

If circumstances make it necessary to leave the building an evacuation message will be broadcast. For your own safety, everyone must follow the instructions of the venue staff, leave the building by the nearest exit and gather at one of the Assembly Points as directed. It is very important that you do not re-enter the building until directed to do so by the CityCube Security Officer in charge of the Incident.

MEDICAL CENTRES AND PHARMACIES NEAR TO CITYCUBE

THE NEAREST MEDICAL CENTRE TO CITYCUBE IS:

DRK KLINIKEN BERLIN | WESTEND

Spandauer Damm 130

14050 Berlin

T: +49 30 30350

www.drk-kliniken-berlin.de/westend

THE NEAREST PHARMACIES TO CITYCUBE ARE:

APOTHEKE AM FUNKTURM

Neue Kantstraße 18

14057 Berlin

T: +49 30 3216761

Opening Hours: 08:30 – 18:30

KRANICH APOTHEKE

Lindenallee 28

14050 Berlin

T: +49 30 3015073

Opening Hours: 08:30 - 19:00

TOURIST INFORMATION

T: +49 30 2500 2333

www.visitberlin.de/en/berlin-digital

www.myguideberlin.com

LOST PROPERTY

If you have lost anything whilst at CityCube, please contact us at Registration and we will try to assist. Should you find any lost property, please bring it to Registration.

ESCP MEMBERSHIP ENQUIRIES

A general information desk will be available during registration open hours. It will be located beside the New Registrations Desk in the main registration area (Citycube Entrance Level) and a representative of the Secretariat will be there to assist. If you are unsure about your current membership status, or have encountered any difficulty with the website, please come and visit us and we will be pleased to help. A current ESCP list of members will be available at the desk.

ACCOMMODATION

If you booked your hotel through the ESCP Secretariat and require any assistance or advice about getting there, please contact us at the Information Desk, located in the registration area on the ground floor.

EBSQ EXAMINATIONS

EBSQ examinations will be held on Friday 22 September and Saturday 23 September 2017 as follows:

WRITTEN EXAM

Date: Friday 22 September

Venue: CityCube (main congress venue) in Hall A7 (Level 1)

INDIVIDUAL ORAL EXAMS

Date: Saturday 23 September

Venue: Information will be advised to candidates in advance by EBSQ Coloproctology

For further information about the exams please contact:

UEMS SECTION AND BOARD OF SURGERY

European Board of Surgery Qualification (EBSQ)
EBSQ Coloproctology
Rue de l'Industrie, 24
1040 - Brussels, Belgium
T: +32 (0)2 649 51 64
F: +32 (0)2 640 37 30
E: office@uemssurg.org
www.uemssurg.org

Those wishing to obtain further information before application should contact:

PROF. DR. DIETER HAHNLOSER

University Hospital CHUV, Lausanne, SWITZERLAND
T: +41 21 314 2406
E: dieter.hahnloser@chuv.ch

PD DR. MED. FRANC HETZER

Chirurgische Klinik am Kantonsspital Schaffhausen,
Schaffhausen, SWITZERLAND
T: +41 52 634 2715
E: franc.hetzer@spital-linth.ch

MR JANINDRA WARUSAVITARNE BMED FRACS PHD

St Mark's Hospital, Harrow, UNITED KINGDOM
T: +44 208 235 4168
E: j.warusavitarn@nhs.net

MEETING ANNOUNCEMENT

American Society of Colon & Rectal Surgeons Annual Meeting 19 – 23 May 2018

Nashville, Tennessee, USA

Call for Abstracts

Online submission now open.

Deadline for receipt of electronic abstracts is 27 November 2017.

Details available at: www.fascrs.org



Evening Events

WEDNESDAY 20 SEPTEMBER

WELCOME DRINKS AT CITYCUBE

Time: 19:30 – 20:30

Cost: Included for delegates, €30 for additional tickets

All delegates are invited to attend this event which is included in the registration fee. Additional tickets may be purchased if you wish to bring a guest. The event will take place in the exhibition area following the close of

conference sessions. Delegates are then free to make their own arrangements for dinner after the reception. A list of recommended restaurants in Berlin can be obtained from the Information Desk.

THURSDAY 21 SEPTEMBER

ESCP INFORMAL CONFERENCE DINNER AT BRAUHAUS LEMKE “AM ALEX”

Time: 20:00 – please make your own way to the restaurant

Cost: €65

If you haven't purchased a ticket but would like to join us for this informal meal, please ask at Registration no later than Wednesday 20 September at 17:00. A few tickets may be available until this time.

A true antidote to a full and busy ESCP conference day! As self-claiming “craft beer pioneers”, Brauhaus Lemke have only one goal – GREAT beer! They brew it on the premises here in Berlin but this working brewery also provides excellent facilities for groups to dine informally, whilst tasting these delicious beers.



The ticket price includes a 3-course “proper German” meal and “all the beer you can drink” for three hours (but don't worry if you are not a beer drinker, wine will also be available!).

How to get there: Centrally located and just a short walk from the Alexanderplatz S-Bahn station.

ADDRESS:

Brauhaus Lemke Am Alex
Karl-Liebknecht Straße 13
10178 Berlin
www.lemke.berlin
T: +49 30 30 87 89 89

Getting to the dinner venue by public transport:



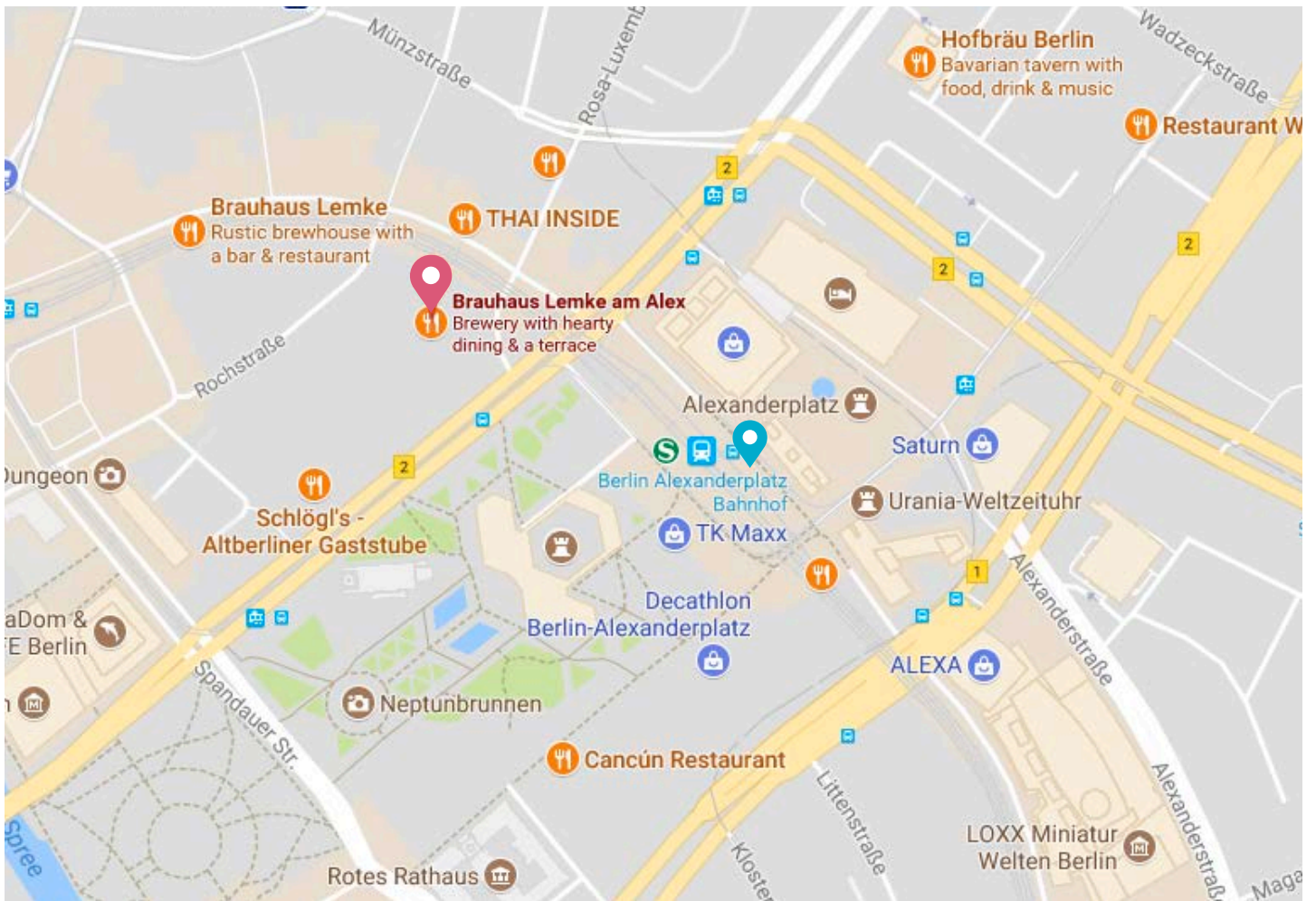
From CityCube, from S-Bahn (local railway) station Messe Süd take train **S5** in the direction of Mahlsdorf and get off at Alexanderplatz. This journey takes approximately 30 mins.

From Hotel Palace, from S-Bahn (local railway) station Zoologischer Garten take train **S5** in the direction of Mahlsdorf and get off at Alexanderplatz. This journey takes approximately 25 minutes

Dietary requirements: if you have any dietary requirements that were not notified as part of your registration record, please advise Registration immediately.

📍 Brauhaus Lemke am Alex

📍 Alexanderplatz Station



Pre-Congress Workshops and 'Hands-On' Courses

Following the success of the 'Hands-On' Course which ran in Milan last year, the ESCP Education Committee have organised five "Hands-On" Courses in Germany this year.

TUESDAY 19 SEPTEMBER

TAMIS – HANDS-ON COURSE

Time: 08.00 – 16:30

Location: Campus Virchow-Klinikum, Charité-Universitätsmedizin Berlin, Lehrgebäude, Kursraum 2, 2nd floor Augustenburger Platz 1, 13353 Berlin.

www.chirurgie.charite.de

ESCP would like to thank the following companies for their support in facilitating this course:



TUESDAY 19 SEPTEMBER

OPERATIVE TECHNIQUES FOR THE PREVENTION AND REPAIR OF PARASTOMAL HERNIA

Time: 08.30 – 17.15

Location: KARL STORZ Endoskope Berlin GmbH, Scharnhorststraße 3, 10115 Berlin.

www.karlstorz.com/be/en/germany-berlin.htm

ESCP would like to thank the following companies for their support in facilitating this course:



TUESDAY 19 SEPTEMBER

A HANDS-ON INTRODUCTION TO THE TREATMENT OF PERIANAL FISTULAS AND HAEMORRHOIDS

Time: 09.30 – 16:00

Location: KARL STORZ Endoskope Berlin GmbH, Scharnhorststraße 3 10115 Berlin.

www.karlstorz.com/be/en/germany-berlin.htm

ESCP would like to thank the following companies for their support in facilitating this course:



WEDNESDAY 20 SEPTEMBER

9th ULTRASOUND WORKSHOP WITH LIVE DEMONSTRATIONS

Time: 08:00 – 12:30

Location: Krankenhaus Waldfriede Hospital, Argentinische Allee 40, Berlin.

www.krankenhaus-waldfriede.de

ESCP would like to thank the following company for their support in facilitating this course:



SATURDAY 23 SEPTEMBER

HANDS-ON COLORECTAL LAPAROSCOPIC SKILLS COURSE

Time: 09.00 – 17.00

Location: European Surgical Institute Hamburg Germany, ESI, Hummelsbütteler Steindamm 71, 22851 Nordstadt.

ESCP would like to thank the following companies for their support in facilitating this course:



PART OF THE **Johnson & Johnson** FAMILY OF COMPANIES
Shaping the future of surgery



European Society of COLOPROCTOLOGY

**ESCP is delighted to have launched the society's very own app!
Search your app store for ESCP and look out for the logo.**

Access key resources such as:

- **Trials Map**
- **European Manual of Coloproctology**
- **Conference Presentations**
- **Fellowship Information**
- **Cohort Study Updates**
- **News Updates**
- **Monthly Topics**

The app will also serve as the Conference App for all ESCP meetings. Users can:

- **View the Programme and personalise their own agenda**
- **Take part in audience votes**
- **Add their own notes to each session**
- **View all conference abstracts**
- **Learn more about speakers and exhibitors**
- **Message other delegates**
- **Receive important notifications**



CHECK OUT THE TAKEDA EVENTS @ESCP 2017!

SMALL HALL SESSION

STEM CELL THERAPIES: SCIENCE FICTION OR FUTURE?

WEDNESDAY, 20TH SEPTEMBER 2017

15:15 - 15:40 hrs

Small Hall in Exhibition Area, CityCube,
Berlin, Germany


SATELLITE SYMPOSIUM

FROM DATA TO DATE: ARE WE AT THE VANGUARD OF PERIANAL CROHN'S DISEASE?

THURSDAY, 21ST SEPTEMBER 2017

14:00 - 15:00 hrs

Hall A8, CityCube,
Berlin, Germany



**Visit the Takeda exhibit and add your wishes to
the tree of hope for people with Crohn's Disease!**

Getting around Berlin

GETTING TO CITYCUBE FROM BERLIN CITY CENTRE

The best way to get to CityCube from the city centre is by S-Bahn railway. From the city centre area of Zoologischer Garten, where most of the ESCP preferred hotels are situated, take S-Bahn train **S5** in the direction of Spandau and get off at **Messe Süd**. This journey takes approximately 20-30 minutes and Messe Süd station is located opposite CityCube, just a few minutes' walk.

BERLIN OFFICIAL APP

A new app, "Aroundme" has been created to help you explore the city and to purchase your tickets on the go. The app also provides information on locations of ATM underground and surface stops and authorised points of sale. Once you have downloaded the App, you can purchase tickets by PayPal or Credit Card.

TRAVEL BETWEEN AIRPORT AND CITY CENTRE

Tegel is the largest airport in the Berlin area and is located approximately 8 km north-west of the city.

Schönefeld is a smaller airport and situated 18 km southeast of the city centre.

AIRPORT TRAIN

Tegel: There is neither an S-Bahn (Street Railway) or U-Bahn (underground) station at Tegel airport. However, the Express Bus TXL will take you to the S-Bahn station Beusselstrasse in just 10 minutes, allowing you to connect onto the S-Bahn circular line. The U-Bahn network is just a five minute journey on the Jet Express Bus X9, connecting via the U-Bahn station Jakob-Kaiser- Platz (Charlottenburg Nord district).

Schönefeld: This airport is serviced by its own railway station, only a 5-minute walk from the terminal via a walkway, and provides excellent connections to Berlin's city centre. The S-Bahn runs every 10 minutes and operates the eastern ring line of the city. The regional airport express trains, RE27/RB 14, run twice an hour and stop at Zoologischer Garten, before reaching Berlin's central station, Hauptbahnhof, within 30 minutes.

AIRPORT BUS

Tegel: The quickest way to reach Berlin city centre from Tegel airport is to take the bus. The Jet Express Bus TXL to Alexanderplatz (Mitte - City East) takes approximately 45 minutes, and the Jet Express Bus X9 to Zoologischer Garten (Charlottenburg - City West) has a journey time of approximately 20 minutes. A single ticket valid for Zone AB is required and costs €2.80.

Schönefeld: There are several bus services that connect Schönefeld to Berlin. The buses stop at Flughafen Schönefeld railway station and/or in front of Terminal A. The express bus is X7, terminating at Rudow station which is the terminus of the underground line U7, bound for the central Kreuzberg district of Berlin.

AIRPORT TAXI

Tegel: A taxi journey from Tegel airport to Mitte (Alexanderplatz) costs approximately €30. If you would like to have an estimate of the Taxi fare you can use www.taxifarefinder.com. All licensed taxis are metered and they are clearly marked with a yellow/ black illuminated (if vacant) "TAXI"-sign on top of the roof. The colour of the vehicle is pale yellow/ beige.

Schönefeld: Taxi ranks can be found outside Terminal A, and a typical journey costs approximately €45 to both Kurfürstendamm and Mitte (Alexanderplatz).

Getting around Berlin

Berlin has a very extensive public transport system consisting of U-Bahn (Street Railway) and S-Bahn (aboveground) urban rail systems, regional railway services, trams, buses, and ferries. Although operated by different companies, all fall under the common public transport tariff set out by the Transport Association Berlin-Brandenburg, or VBB <http://www.vbb.de/en/index.html>

OVERVIEW OF THE DIFFERENT TYPES OF TRANSPORT IN BERLIN

U-Bahn: The U-Bahn, short for Untergrundbahn (Underground Railway), is an urban rail system that covers the majority of the Berlin Metropolitan area and is operated by the Berliner Verkehrsbetriebe (BVG). The network currently comprises nine different lines with 173 stations. During peak times trains run every two to five minutes, every five minutes the rest of the day and every ten minutes during the evening and on Sunday.

S-Bahn: Short for Straßenbahn, (Street Railway), the S-Bahn is a combined urban and commuter rail network run by Deutsche Bahn, the national rail operator. Most of the network operates at ground level, with some elevated sections and tunnels. Currently comprising 15 routes with 166 stations, the S-Bahn network links to the U-Bahn network in many places.

Tram: Berlin has a tram network of 22 lines servicing 377 tram stops. Of these 22 lines, nine of them form part of the "MetroNetz", a high frequency network designed to service areas with lower train coverage.

Buses: Berlin's bus network comprises 149 daytime routes servicing 2,634 bus stops and like the tram network, has 17 routes included in the "MetroNetz". The majority of MetroNetz buses run 24 hours a day.

Night Buses: During the night, Berlin is served by a night time network of 63 bus routes. One night bus runs parallel to each U-Bahn line during week nights after the U-Bahn stops; these are designated by an "N" followed by the usual number of the U-Bahn line i.e. the N2 Bus replaces the U2 U-Bahn.

OPERATING HOURS AND TICKET INFORMATION

During the week, most rail services in Berlin run until around midnight, with night bus services operating throughout the night. On the weekend and the night before a public holiday, most U and S-Bahn lines remain in service all night. Tickets can be purchased at kiosks located in larger stations as well as from ticket machines located on all U and S-Bahn platforms, from Bus drivers, and from ticket machines on all trams.

Berlin is divided into three zones; A, B, and C. The most common ticket for the Metropolitan region is the AB ticket. Zone C is the outer locality of Berlin and includes the city of Potsdam. For more comprehensive ticket prices as well as a route planner and network map, please visit the official site of the city owned, Berlin Transport Authority, BVG www.bvg.de/en/. **Please note: In most cases tickets must be validated before boarding the train.**

Single Ticket: Valid for 2 hours, you may change trains or buses as often as you need. Please Note: Return and round trip journeys are not permitted. Return and round trips are defined as journeys in the direction of the starting point either on the same line or on a different route to the outward trip.

Zone Adult Fare

AB	€2.60
BC	€2.90
ABC	€3.20

Daily Ticket: With a daily you may travel as often as you want on the day of purchase (or validation in the case of pre-purchased tickets) until 3am on the following day.

Zone Adult Fare

AB	€6.70
BC	€7.00
ABC	€7.20

Berlin WelcomeCard: The Berlin WelcomeCard allows for unlimited travel on all public transport for the duration of its validity. They can be purchased for 2, 3 or 5 days and in addition to transport also offer discounts at over 200 tourist highlights. Visit <https://www.visitberlin.de/en/berlin-welcome-card> for more information on the Berlin WelcomeCard as well as other discount cards in Berlin.

Beyond the Technology: Your Trusted Provider in Education, Training, and Research.

Join the Intuitive Surgical Symposium

Wednesday, 20 September 2017

15:40 – 16:40

Room A8 (Level 1)

Julio Garcia-Aguilar, MD, PhD

*Evolution and Adoption of Robotics:
MSK Colorectal Cancer Center
Memorial Sloan Kettering, U.S.A.*

Philippe Rouanet, MD, PhD

*Robotic-Assisted Surgery in Rectal Cancer:
Clinical Evidence and Research
ICM, Institut du Cancer de Montpellier, France*

Marcos Gómez-Ruiz, MD, PhD

*Robotic-Assisted Surgery in Colorectal:
Training and Educational Programs
Hospital Universitario Marqués de
Valdecilla, Spain*



The *da Vinci Si*®, *da Vinci Xi*® and *da Vinci X*® Surgical Systems are class 2b medical devices CE marked (CE 0543) under the European Medical Devices Directive (93/42/EEC) and manufactured by Intuitive Surgical, Inc. Refer to Instructions for Use before use.

© 2017 Intuitive Surgical, Inc. All rights reserved.
PN 1039703-EU Rev A 8/17

ESCP Committees 2016 – 2017

ESCP EXECUTIVE COMMITTEE 2016 - 2017

President / Emmanuel Tiret

President Elect / Ethem Gecim

President in Waiting / Per Nilsson

Past President / Stefan Post

Secretary / Eloy Espin Basany

Assistant Secretary / Gabriela Möslein

Treasurer / Filippo La Torre

Young ESCP Chair / Matteo Frasson

Education Committee Chair / Klaus Matzel

Guidelines Committee Chair / Carolynne Vaizey

Membership Committee Chair / Mikael Machado

Programme Committee Chair / Anna Martling

Research Committee Chair / Dion Morton

UEMS Representative / Dieter Hahnloser

Journal Representative / Peter Dawson*

ESCP'S UEGF REPRESENTATIVES

UEG Education Committee

Harald Rosen

UEG Scientific Committee

Dieter Hahnloser

Both also represent ESCP in its role as an Ordinary Member Society within UEG.

ESCP COMMITTEES 2016 -2017

Programme Committee

Anna Martling (*Chair*)

André D'Hoore

Antonino Spinelli

Des Winter

Donato Altomare

Eloy Espin Basany (*ex officio/ESCP Secretary*)

Emmanuel Tiret (*ex officio/ESCP President*)

Ethem Gecim

Evaghelos Xynos

Gabriela Möslein (*ex officio/ESCP Asst. Secretary*)

Giovanni Romano

Mark Katory*

Per Nilsson

Roland Scherer

Samson Tou

Stefan Post (*Past President*)

Thomas Schiedeck

Willem Bemelman

Zoran Krivokapic

Membership Committee

Mikael Machado (*Chair*)

Regional Representatives:

Aldo Infantino* (*West*)

Dragomir Dardanov (*East*)

Karen Nugent (*Central*)

Marek Szczepkowski (*East*)

Niels Wijffels (*Central*)

Roland Scherer (*West*)

Corporate Liaison Group

Paul-Antoine Lehur (*Chair*)

Dion Morton

Filippo La Torre

Klaus Matzel

Michel Adamina

Mike Parker

Per Nilsson

Willem Bemelman

Cohort Studies

Thomas Pinkney (*Chair*)

Alaa El-Hussuna

Aneel Bhangu

Baljit Singh

Dion Morton (*ex officio/Research Committee Chair*)

Dmitri Nepogodiev

Matteo Frasson

Oded Zmora

Sanjay Chaudhri

Communications Committee

Per Nilsson (*Chair*)

Aldo Infantino – Membership Rep

Charles Knowles – Research Rep

Eloy Espin Basany (*ex officio/ESCP Secretary*)

Julius Orhalmi

Mark Katory – Programme & Guidelines Rep

Peter Christensen – Assistant Chair

Peter Dawson – Journal Rep

Richard Brady – Education Rep

To be formalized at the AGM in 2017

Regional Events Working Group

Paul-Antoine Lehur (*Chair*)

Anna Martling – Programme Rep

Dieter Hahnloser – Education Rep

Dursun Bugra – Membership Rep

Eloy Espin Basany (*ex officio/ESCP Secretary*)

Per Nilsson – Communications Rep

Søren Laurberg – Research Rep

Stefan Post (*ex officio/ESCP Past President*)

To be formalized at the AGM in 2017

Guidelines Committee

Carolynne Vaizey (*Chair*)

Klaus Matzel

Willem Bemelman

NEW Members to be confirmed in September 2017 -

Mark Katory

Stephanie Breukink

Education Committee

Klaus Matzel (*Chair*)

Baljit Singh

David Zimmerman

Dieter Hahnloser

Edgar Furnee

Eloy Espin Basany (*ex officio/ESCP Secretary*)

Filippo La Torre (*Treasurer/ex officio*)

Harald Rosen

Katherine Gash

Mark Potter

Muhammad Imran Aslam

Pierpaolo Sileri

Richard Brady*

Samson Tou

Research Committee

Dion Morton (*Chair*)

Carolynne Vaizey

Charles Knowles*

Donato Altomare (*ex officio*)

Eloy Espin Basany (*ex officio/ESCP Secretary*)

Jérémie Lefevre

Oded Zmora

Peter Christensen

Søren Laurberg (*ex officio*)

Thomas Pinkney

Willem Bemelman

ESCP Trustees

Giovanni Romano (*Chair*)

Adam Dziki

Evgeny Rybakov

Julio Leite

Mike Parker

Sebastiano Biondo

Thomas Schiedeck

Tom Scheinin

Torbjörn Holm

**representatives to the ESCP Communications Committee*

Supported by educational grants from



ESCP Fellowship Update

First Name	Country	Host Center	Fellowship Type	Dates
Alexander Forero	Spain	St James's University Hospital, Leeds, UK	3 weeks Observership	February – March 2017
Goran Šantak	Croatia	Elisabeth-TweeSteden Ziekenhuis, Tilburg, The Netherlands	4 weeks Observership	April - May 2017
Manol Sokolov	Bulgaria	Maastricht University Medical Center, Maastricht, The Netherlands	3-month Fellowship	January - March 2017
Mostafa Mohamed Shalaby, MD, MSc, PhD	Egypt	Policlinico Rome Tor Vergata Hospital, Italy	3-month Fellowship	November 2016 - January 2017
Fung Joon Foo	Singapore	Beaujon Hospital, Paris, France	3-month Fellowship	January - March 2017
Dr. Olatunbosun Ayokunle Oke	South Africa	Leicester General Hospital, UK	3-month Fellowship	February - April 2017
Esmira Ahmedova	Azerbaijan	Barts Health NHS Trust, London, UK	6-month Fellowship	July 2017 - January 2018



Alexander Forero

From: Hospital Universitario del Sureste, Madrid, Spain

Visited: St James's University Hospital under the direction of Professor David Jayne

I had the privilege to receive an observership funded by the ESCP and I would like to express my gratitude to the ESCP for the opportunity to visit St James's University Hospital under the direction of Professor David Jayne.

I spent three weeks in the John Goligher Colorectal Unit at the St James's University Hospital, Leeds, UK. This colorectal unit, is a high-volume referral centre that manages routine colorectal cancers, complex pelvic floor disorders, inflammatory bowel disease, and other related pathologies. I was particularly interested in pelvic floor disorders, and proctologic procedures, and my knowledge in the field has broadened.

From day one, I was introduced to all staff, including the theatre personal. The whole team was friendly and helpful, I took part in surgical activities. During my first week, I had the opportunity to observe the laparoscopic approach of colorectal cancers, TAMIS and recurrent rectal cancer

procedures. I also participated in Professor David Jayne's clinic.

During my second week, I participated in the MDT Meeting where I assisted highly qualified consultants during the cases discussion. I observed laparoscopic APR with sacrum-exeresis, and the management of rectovaginal fistulas. I also attended a robotic assisted surgery for a ventral mesh rectopexy and I had the opportunity to work on simulations in the da Vinci System for robotic surgery, supervised by my mentor.

In my last week, I assisted at the pelvic floor meeting in which I could attest the meticulous discussion of difficult cases and learn the management of different pelvic floor disorders. I visited the GI Physiology Unit, and observed several SNS (Sacral Nerve Stimulations), apart from some laparoscopic ventral mesh rectopexies and a Krukenberg Tumor resection.

I am deeply grateful to the ESCP, and to Professor David Jayne and his entire team at the John Goligher Colorectal Unit for this great opportunity that has exponentially improved my surgical knowledge. All experience will be very useful to me on a daily basis and it will expand my skills on how to deal with complex scenarios. I am looking forward to visiting the unit again in near future.



Goran Šantak

From: County Hospital Požega, Croatia

Visited: Elisabeth-TweeSteden Ziekenhuis, Netherlands under the direction of Dr David Zimmerman

It was my great honour to receive a four week ESCP observership at Elisabeth-TweeSteden Ziekenhuis in Tilburg, The Netherlands.

I spent four weeks in April and May 2017 at the Department of Abdominal Surgery in Tilburg hosted by Dr David Zimmerman and his team. I chose their department because of the high frequency of the minimally invasive colorectal operations. During my observership I was involved in various laparoscopic and proctological operating procedures in perfectly equipped operating rooms as well as interesting discussions at the multidisciplinary meetings and outpatient's clinic. I also had the privilege to visit great hospitals in Eindhoven and 's-Hertogenbosch where T4 and metastatic colorectal cancers are treated.

I was impressed how well run and organised are the units I have visited in the Netherlands. In all hospitals patients are treated with an exceptionally high standard of care. The procedures are done according to the strict national algorithms and are based on the multidisciplinary and evidence based approach.

This Fellowship along with the knowledge and experience I gained, will be of great benefit to me and my patients. I really enjoyed the time I spent in the Netherlands and I would like to thank ESCP for this opportunity as well as every member of Tilburg GI surgery unit for making my stay pleasant.



Manol Sokolov, PhD

From: Medical University of Sofia, Sofia, Bulgaria

Visited: Maastricht University Medical Center in Maastricht, The Netherlands under the direction of Professor Laurents Stassen

I had the great pleasure of receiving a three-month fellowship at the coloproctological unit of the Maastricht University Medical Center (MUMC+) in Maastricht, The Netherlands from January to March 2017. I was warmly welcomed by Professor Laurents Stassen, who introduced me to the entire surgical

team and immediately immersed me into the busy schedule of the surgical department. I came to an extremely well-appointed, beautiful, and highly organised university hospital. This hospital is a tertiary reference center for a wide range of surgical diseases, specialising in coloproctology. I was very impressed by the remarkable academic spirit, in both the scientific aspect of the work and the daily practical surgical activity. From the very first day I was involved in a laparoscopic surgery for rectal cancer. I actively took part in numerous open and laparoscopic colorectal interventions including surgery for metastatic colorectal cancer. The varied surgical activity and laparoscopic focus of the coloproctological team fulfilled my clinical interest and my expectations.

I was fortunate to observe several robotic resections of the rectum and sigmoid colon, observing the perfect surgical technique of my mentors. The use of fluorescent angiography to evaluate the perfusion of anastomotic intestinal segments as well as plastic methods for the recovery of large tissue defects after multivisceral resections were among the other new and useful surgical tricks I observed. There were numerous interesting scientific discussions on different clinical cases during the daily morning meetings, weekly MDTs as well as intra-operative discussions with my colleagues and mentors. I was guided and helped by my mentors - Prof. L.P.S. Stassen, Dr Jarno Melenhorst and Dr Stephanie Breukink in conducting research on "Quality of Life in Surgery of Locally Advantageous Colorectal Cancer," which is still ongoing and I hope to finish with a quality publication. During my stay, an extension of the surgical complex was completed. This included the opening of 20 new operating rooms, which were fitted with state-of-the-art devices and equipment. The Medical Centre now has an impressive 46 operating rooms. Furthermore, I was able to participate in many other operations in the field of general surgery, hepato-pancreato-biliary and urgent surgery, soft-tissue tumours and retroperitoneal large tumours and breast cancer. Through a number of interesting clinical cases requiring immense resources and clinical experience, I observed a high academic and professional level of work in the endoscopic sector and by interventional radiology specialists.

I received a warm and friendly welcoming from my colleagues and I was very fortunate to receive support from the administrative and service staff throughout my stay.

Maastricht is an incredibly beautiful city with a remarkable river, pleasant parks, beautiful buildings, clean streets and warm winter. And the Netherlands itself is a unique place with countless sights that everyone should visit.

I would like to express my extreme gratitude to the ESCP for the great opportunity to complete my fellowship with genuine erudite surgeons in an excellent coloproctological center.



Mostafa Mohamed Shalaby, MD, MSc, PhD

From: Mansoura University Hospital, Egypt

Visited: Policlinico Rome Tor Vergata Hospital, Italy under the direction of Professor Pierpaolo Sileri

It was an honor to be selected for the three-month fellowship from the European Society of Coloproctology starting from November 1st, 2016 to January 31st, 2017. It was a unique opportunity to get acquainted with advanced colorectal surgery, especially minimally invasive approach in Italy.

Policlinico Rome Tor Vergata hospital is one of the most modern university hospitals not only in Italy but also in other European countries. The Policlinico Rome Tor Vergata has multiple agreements with other European universities like Oxford University in the UK, and a further six national hospitals in Rome forming a strong surgical training program for residences and fellows.

The Colorectal unit in Tor Vergata University is a high volume, academically orientated tertiary referral unit with an extensive experience in the treatment of inflammatory bowel diseases, functional disorders, and colorectal cancer. Furthermore, the unit ranks among one of the most experienced places in the treatment of deep pelvic endometriosis in Italy. It is run by Professor Pierpaolo Sileri and performs approximately 1300 major colorectal procedures per year, most of them laparoscopically. Minimally invasive surgery was an everyday practice; the surgeons were very skilled in these techniques, laparoscopic and trans-anal procedures.

I directly took part in all elective colorectal surgical activity at the operating theater, for oncological colorectal pathology, inflammatory bowel diseases, functional disorders, and benign anorectal pathology. I assisted with open and laparoscopic colorectal resections, TME down to up, colposacro-rectopexy. I was operating as the principal surgeon for proctology interventions like haemorrhoidectomy with LigaSure, Longo haemorrhoidopexy, anal fissure surgery, EPSiT technique for pilonidal sinus, STARR with PPH or TRANSTARR. I performed surgery for complex and recurrent fistula including pioneering autologous mesenchymal cells transplantation, LIFT, VAAFT and anal paste or plug.

During my fellowship, I was involved in the management of patients with deep pelvic endometriosis, as a part of the multidisciplinary team involving colorectal and

gynecological surgeons. I also had the opportunity to participate in emergency surgical procedures such as colorectal resection for obstructed colorectal cancers.

Apart from the great "hands on experience" during my fellowship, I also had a great opportunity to expand my academic skills. I was very honored to collaborate with multiple research projects. Some of them were presented in the DDW 2017, ESCP 2017, or will be presented in and SICCR 2017, others are awaiting publication.

In summary, this Fellowship is an exceptional addition to my surgical training and it definitely influenced and boosted my own practice. I think this fellowship has broadened my knowledge in the field of colorectal surgery. The experience I gained helps me in my daily practice now.



Fung Joon FOO

From: Department of Colorectal Surgery, Singapore General Hospital, Singapore

Visited: Beaujon Hospital under the direction of Professor Yves Panis

I had the opportunity to spend time with Professor Yves Panis at Beaujon Hospital in Paris, for a three-month fellowship in Inflammatory Bowel Disease (IBD). Modern lifestyle and changes in diet have dramatically increased the incidence of IBD in many Asian countries including Singapore, where the IBD expertise has been limited in comparison to European centres. I wanted to gain more exposure to complex IBD in order to provide a tertiary referral service at my institution.

Under the leadership of Professor Panis, the department is a Colorectal Surgery unit which receives referrals from the local catchment area as well as tertiary referrals from other centres in France. The main remit of the unit is IBD and colorectal cancer. The IBD service handles routine IBD work as well as complex and redo IBD cases, usually sent from other hospitals. In addition, it provides subspecialist services for intestinal failure and salvage colorectal surgery. It has a lower general surgical or emergency workload, which allows focus on complex elective cases, thereby concentrating the experience of this subspecialist referral centre.

The colorectal unit itself occupies a whole hospital floor and is staffed by hospital allied professions including specialist nurses, a psychologist and stoma therapists. It is well supported by a rare/complex Gastrointestinal Diseases unit

and an inherently important nutrition service. Complimenting this colorectal unit are an excellent gastroenterology and small bowel transplant unit.

Every morning starts with a staff meeting where the progress of all the current inpatients is discussed. There are between two to three colorectal theatres running each day to cater for the high work load of the unit. A ward round of all the unit's patients occurs every late evening. Each week there is a multi-disciplinary meeting where cases are discussed. There is also a pre-operative meeting where the following weeks operations are meticulously planned.

Despite a very busy schedule and heavy workload, the daily morning coffee and lunch break are sacred customs, attended by all, thereby encouraging good camaraderie. In addition, an apéro session one evening a week in the office of the Assistant Professor, Dr Magiori.

I took away from this unit numerous nuggets of wisdom from the technical operative perspective, decision making and service/unit setup. I learned the finer points of laparoscopic resection done through a very reproducible, consistent and safe method. In addition, transanal approaches to surgery including intersphincteric resection, TEMs and reverse TME. Prof Panis shares all his tips and tricks for IBD surgery including non-conventional stricturoplasty technique, MIS IBD surgery, complex proctology, rectovaginal fistula surgery and pouch reconstruction. There were techniques I had heard off but never seen including the Baulieu procedure for salvage surgery and segmental ileal reversal for intestinal failure. I observed complex and evidenced based IBD decision making and a setup of an IBD unit which clearly works very well. While on fellowship, there was further educational opportunity as we attended the ECCO congress and a regional colorectal masterclass hosted in Beaujon.

On my return to Singapore, I have managed to replicate some of the techniques learned in my MIS work and now lead for the IBD surgical work in my unit. The fellowship is perfect for those already involved in IBD work, seeking to advance their experience. It provides a very concentrated learning experience in a short span of time. I am thankful to ESCP and my host institution for this invaluable opportunity.



DR. OLATUNBOSUN AYOKUNLE OKE

From: Groote Schuur Hospital,
Cape Town, South Africa

Visited: Leicester General
Hospital, UK under the direction of
Mr Sanjay Chaudhri

I am grateful to the ESCP for selecting me to spend three months at the Leicester General Hospital in the United Kingdom from February to April 2017 under the supervision of Mr Sanjay Chaudhri.

My goal was to increase exposure to laparoscopic colorectal resections and pelvic floor procedures. I am glad I was matched to the right unit! The unit at LGH is staffed by six consultant colorectal surgeons, their trainees and a strong nursing support staff. Together with the colorectal unit at the Leicester Royal Infirmary, they constitute a high-volume center for laparoscopic and robotic colorectal resections.

I attended most of these cases and assisted in a significant number, seeing a marked improvement in my camerawork and laparoscopic decision-making. I learnt the technique of prophylactic mesh reinforcement of the perineal wound after an extralevator abdominoperineal excision of the rectum (ELAPE). I also observed trans-anal TME performed by Messrs. Chaudhri and Singh, and several Trans-anal endoscopic resections (TEOs) by Mr Adam Scott. I learnt new techniques of managing ventral hernias. I was also able to spend time on the Lapco Simulator, which I found to be very useful in the practice of the basic steps of laparoscopic colorectal resections. I attended the multidisciplinary meetings in inflammatory bowel disease (IBD) and colorectal cancer (CRC), where I could appreciate the utility of small bowel ultrasound in triaging IBD patients, and CT colonography in CRC screening. I participated in many academic activities in the Unit, including journal club meetings and attended the annual UK Update on Gastrointestinal Diseases in London in April. I conducted an audit of the outcomes of perineal wound healing in ELAPE with or without mesh reinforcement, which should be ready for publication soon.

The Leicester social scene is a very colourful one and I attended several cultural and sporting events. I also travelled to the cities of London, Warwick, Birmingham and Leeds and Bradford, taking in the beautiful sights and attractions.

I want to express my profound gratitude to the consultants, Messrs. Scott, Thomas, Jameson, Chaudhri, Singh and Sangal for going out of their way to make my stay a comfortable and rewarding one. Ms. Cunha, Messrs. Poulson and Varadahn were the registrars in the unit and were very accommodating to me. Thank you ESCP!

Future ESCP Congress and Regional Meeting Dates

	EVENT	LOCATION AND DATES
2017	ESCP Annual Scientific Meeting	20 – 22 September, Berlin, Germany
	ESCP 4th Regional Masterclass Multidisciplinary Management of Colorectal Tumours	Budapest, Hungary Friday 17 November Organised in conjunction with the Chapter of Coloproctology of the Hungarian Surgical Society
2018	ESCP 5th Regional Masterclass	Stockholm, Sweden Thursday 5 April
2018	ESCP Annual Scientific Meeting	26 – 28 September, Nice, France
2018	ESCP 6th Regional Masterclass	Rome, Italy Thursday 15 November
2019	ESCP Annual Scientific Meeting	25 – 27 September, Vienna, Austria
2020	ESCP Annual Scientific Meeting	23 – 25 September
2021	ESCP Annual Scientific Meeting	22 – 24 September
2022	ESCP Annual Scientific Meeting	28 – 30 September

Venues for ESCP's meetings from 2020 are still being finalised.

KEY MEETING DATES FOR AFFILIATED ORGANISATIONS

25th United European Gastroenterology (UEG) Week, Barcelona 2017	28 October - 1 November 2017
International Colorectal Forum, Wengen, Switzerland	28 – 30 January 2018
13th ECCO Congress, Vienna, Austria	14 – 17 February 2018
American Society of Colon & Rectal Surgeons Annual Meeting, Nashville, Tennessee, USA	19 – 23 May 2018
26th Int. Congress of the EAES, London, UK	30 May – 1 June 2018
The 3rd European Hereditary Tumour Group (EHTG) Meeting, Nice, France	23 – 25 September 2018

NO ONE CAN SOLVE THE WORLD'S HEALTHCARE CHALLENGES ALONE. **LET'S TAKE HEALTHCARE FURTHER, TOGETHER.**

Healthcare challenges — such as rising costs, aging populations, chronic disease and barriers to access — impact us all. So we're partnering with those who share the belief that by working tirelessly together, we can find a better way to improve not just our healthcare systems, but the quality of care for everyone.

For us, this means pioneering breakthrough technology. Taking bold steps to make care more accessible and affordable. And doing everything possible to support all those involved in managing and providing care.

Let's take healthcare Further, Together.

Learn more at medtronic.eu.

Sponsored Satellite Symposia Programme

INTUITIVE SURGICAL SATELLITE SYMPOSIUM – HALL A8 (LEVEL 1)

Wednesday 20 September / 15:40 - 16:40



Beyond the technology

- Evolution and adoption of robotics: MSK Colorectal Cancer Center – *Julio Garcia-Aguilar (USA)*
- Robotic-assisted surgery in rectal cancer: clinical evidence and research – *Philippe Rouanet (France)*
- Robotic-assisted surgery in colorectal: training and educational programs – *Marcos Gómez Ruiz (Spain)*

ETHICON SATELLITE SYMPOSIUM – HALL A8 (LEVEL 1)

Thursday 21 September / 10:15 - 11:15



Can surgeons reduce anastomotic failure?

Chair: *Dion Morton (UK)*

- Introducing the vision – *Dion Morton (UK)*
- Introduction to 2015 and 2016 datasets and headline findings – *Matteo Frasson (Spain)*
- Discuss different types of stapled anastomosis included in our studies – *Sanjay Chaudhri (UK)*
- Analyses – is failure due to training/patients/disease/devices and the new stratification stuff/machine learning – *George Gkoutos (UK)*
- Commentary – how can we reduce failure – *Dion Morton (UK)*

MEDTRONIC SATELLITE SYMPOSIUM – HALL A8 (LEVEL 1)

Thursday 21 September / 12:45 - 13:45



Gold standards and new approaches in diagnosis and therapy of colorectal cancer

Chair: *Desmond Winter (Ireland) (on behalf of ESSO Executive Board)*

- Is MIS to be recommended as gold standard for colon cancer? Evidences in support and methodology for a pan-European consensus – *Domenico D'Ugo (Italy)*
- Improving TaTME: the next gold standard for colorectal surgery? – *Antonio Lacy (Spain)*
- PillCam for colon cancer detection – *Martin Keuchel (Germany)*

TAKEDA SATELLITE SYMPOSIUM – HALL A8 (LEVEL 1)

Thursday 21 September / 14:00 - 15:00



From DATA to DATE: Are we at the vanguard of perianal Crohn's disease?

Chair: *Martin Kreis (Germany)*

- Burdens and barriers: unmet needs in perianal Crohn's disease – *Martin Kreis (Germany)*
- Management of perianal Crohn's disease: lessons from the clinic – *Tandem talk with Philip Tozer (UK) and Shaji Sebastian (UK), moderated by Martin Kreis (Germany)*
- View to the future: potential new approaches to managing complex perianal fistulas – *Tandem talk with Philip Tozer (UK) and Shaji Sebastian (UK), moderated by Martin Kreis (Germany)*
- What does the future hold for perianal Crohn's disease? – *Panel discussion moderated by Martin Kreis (Germany)*

FRANKENMAN SATELLITE SYMPOSIUM – HALL A8 (LEVEL 1)

Thursday 21 September / 17:20 - 18:20



Controversies in IBD surgery - a patient's perspective

Faculty: *Janindra Warusavitarne (UK), Antonino Spinelli (Italy), Yves Panis (France)*

- Focused around patient/surgical perspective
- What does a patient want following IBD surgery?
- Does a surgical perspective incorporate patient perspective?
- What does a patient really want?
- Debate

All satellite symposia will be ticketed as attendance is limited at 400 places. If you would like to attend a symposium, please go to the sponsors' stand to collect a ticket.

Should you not have a ticket, please come along and if there are spares available you may attend.

Frankenman would be pleased to
welcome you at the symposium on:
Controversies in IBD Surgery
– A Patient's Perspective

Symposium 2

Time: Thursday 21st September, 17:20 – 18:20

Location: Hall A8

Faculty: Mr Marco Greco PhD
President European Patients' Forum

Prof. Yves Panis
Beaujon, France

Prof. Antonino Spinelli
Milan, Italy

Mr Janindra Warusavitarne
London, England

Overview:

The aim of this session is to explore patients' perspectives on decisions relating to surgery in the presence of Inflammatory Bowel Disease.

Marco Greco will start the symposium by discussing issues that are important to patients when making these decisions.

After this initial insight into the thoughts of the patient, each of our expert faculty will cover different conditions including, Ulcerative Colitis, Intestinal Crohn's, and Perianal Crohn's. After each presentation, there will be lively and open debate.

 **FRANKENMAN**
Innovation · Application · Precision

frankenman.com

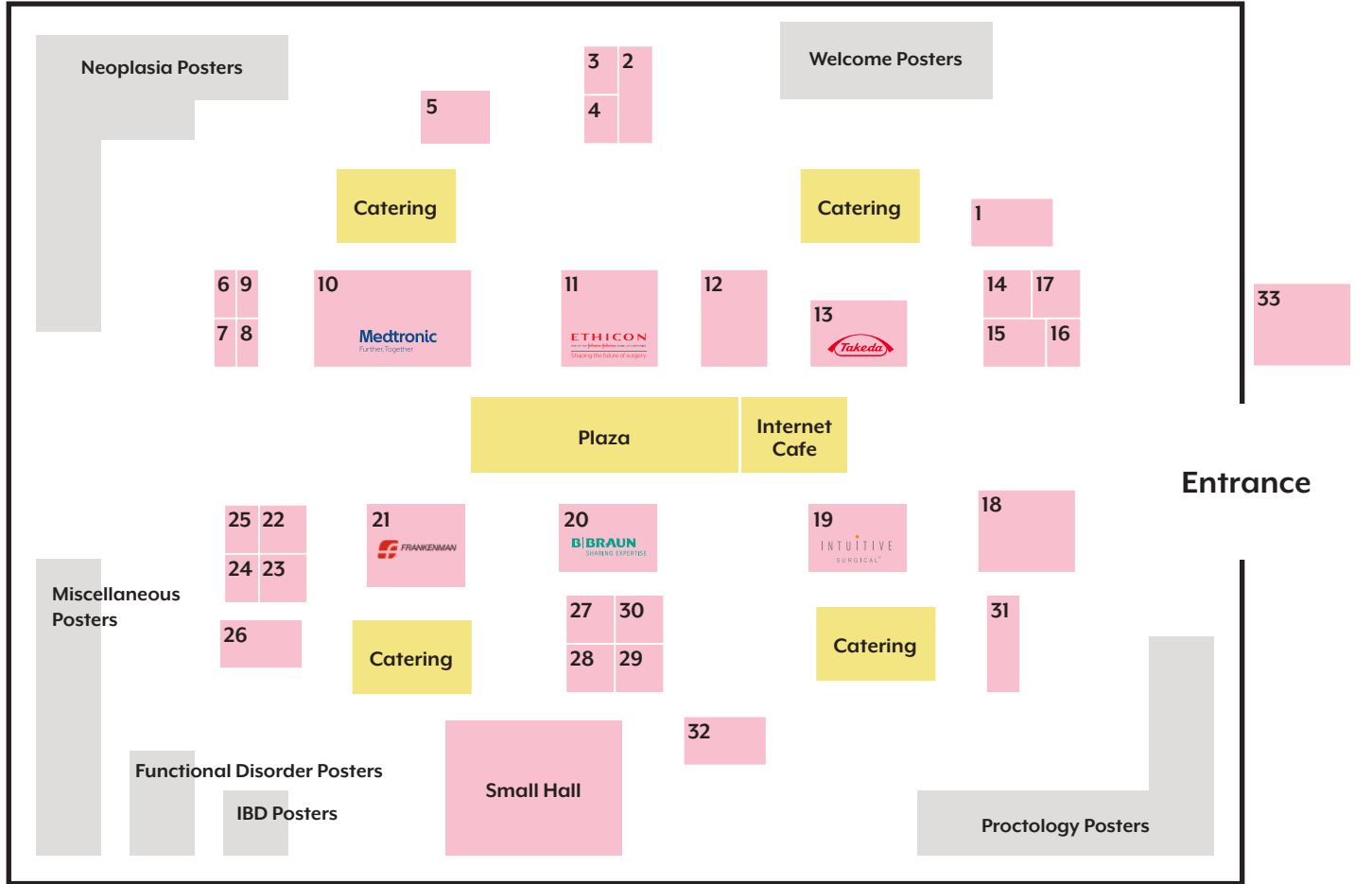
Meet us at ESCP 2017 on Stand 21

Small Hall Sessions Programme

These sessions all take place in the Small Hall located within the exhibition area, Hall B (Level 2):

Day/Time	SESSION	
Wednesday 15:15 - 15:40	STEM CELL THERAPIES: SCIENCE FICTION OR FUTURE? Sponsored by Takeda Pharmaceuticals International AG	
Wednesday 18:00 to 18:25	'EAST MEETS WEST' - COLORECTAL CANCER - BETWEEN STATISTICS AND DAILY PRACTICE - WHERE DO WE STAND? Sponsored by Frankenman	
Wednesday 18:30 - 18:55	MEDTRONIC SACRAL NEUROMODULATION - NEW STANDARDS WITH THE INTERSTIM™ PROCEDURE Sponsored by Medtronic	
Thursday 10:15 - 10:40	MORE THAN A DECADE OF ENDO-SPONGE® THERAPY FOR LOW LEAKING ANASTOMOSES: WHAT HAVE WE LEARNED? Sponsored by B. Braun	
Thursday 10:50 - 11:15	LASER USE IN HAEMORRHOIDS AND ANAL FISTULAS Sponsored by Biolitec	
Thursday 12:45 - 13:10	INNOVATIONS FOR FISTULA TREATMENT Sponsored by A.M.I.	
Thursday 13.20 - 13.45	ADVANCES IN HIGH RESOLUTION ANOSCOPY AND ANAL MANOMETRY Sponsored by THD S.p.A.	
Thursday 16:05 - 16:30	WHAT'S NEW IN PERIOPERATIVE MANAGEMENT? Sponsored by Ethicon	
Friday 10:25 - 10:50	ERAS AND INNOVATIVE TECHNOLOGIES IN LAPAROSCOPIC COLORECTAL SURGERY Sponsored by Karl Storz	
Friday 13:15 to 13:40	AN HOLISTIC APPROACH TO THE TREATMENT OF 'HAEMORRHOIDAL DISEASE' Sponsored by Frankenman	
Friday 13:45 - 14:10	SIMULATION: AN INTEGRAL PART OF TRAINING, THE PILOT PERSPECTIVE Sponsored by Intuitive Surgical	

Exhibition Hall B Floorplan



List of Exhibitors and Stand Numbers

11	Ethicon (Diamond Sponsor)	
21	Frankenman (Diamond Sponsor)	
19	Intuitive Surgical (Diamond Sponsor)	
10	Medtronic (Diamond Sponsor)	
13	Takeda Pharmaceuticals International AG (Diamond Sponsor)	
20	B.Braun (Sapphire Sponsor)	
1	A.M.I. GmbH	
12	Applied Medical Europe	
18	Axonics Modulation Technologies	
31	Biolitec Biomedical Technology	
27	BK Ultrasound	
30	BOWA - Electronic GmbH	
5	Cook Medical	
7	Dendrite Clinical Systems	
16	eXroid	

List of Exhibitors and Stand Numbers

25	F Care Systems	
17	Fisher & Paykel Healthcare	
2	INTEGRA	
23	Jiangsu Brightness Medical Devices	
26	Karl Storz	
6	M Dialysis AB	
4	Meccellis Biotech	
22	Novadaq	
29	Panther Healthcare	
9	Sapi Med S.p.A.	
28	Shandong WeraY Surgical Products	
8	St Mark's Academic Institute	
14	Stryker Europe	
32	THD S.p.A.	
15	Wiley	
33	Wisepress Medical Bookshop	

Exhibitors A-Z

DIAMOND SPONSOR

ETHICON

11

CONTACT:

ETHICON ENDO-SURGERY (EUROPE)
GmbH
Hummelsbuetteler, Steindamm 71
Norderstedt, Germany 22851
E: media-info@its.jnj.com
W: www.ethicon.com



Through Ethicon's surgical technologies and solutions including sutures, staplers, energy devices, trocars and hemostats and our commitment to treat serious medical conditions like obesity and cancer worldwide, we deliver innovation to make a life-changing impact.

DIAMOND SPONSOR

MEDTRONIC

10

CONTACT:

Isabelle Fafournoux
MEDTRONIC
Thurgauerstrasse 54, Suisse
Zürich, Switzerland 8050
T: +41 44 308 48 48
E: isabelle.fafournoux@medtronic.com
W: www.medtronic.com



Through innovation and collaboration, Medtronic improves the lives and health of millions of people each year. Learn more about our technology, services and solutions at [Medtronic.com](http://www.medtronic.com)

DIAMOND SPONSOR

FRANKENMAN

21

CONTACT:

Nick Crockatt
FRANKENMAN
Suite B, 13/F, Wing Tat Commercial
Building, Sheung Wan
121-125 Wing Lok Street, Hong Kong
T: +852 3106 3035
Fax: +852 3585 0519
E: nick.crockatt@frankenman.com
W: www.frankenman.com



Frankenman is a leading manufacturer and global supplier of Surgical Staplers & Access Devices. Our vision guides our management; "When you put patients' health first, remarkable things happen".

DIAMOND SPONSOR

TAKEDA PHARMACEUTICALS
INTERNATIONAL AG

13

CONTACT:

TAKEDA PHARMACEUTICALS
INTERNATIONAL AG
Thurgauerstrasse 130
8152 Glattpark-Opfikon (Zurich)
Switzerland
T: +41 44 555 1000
W: www.takeda.com



Takeda is a global, R&D-driven pharmaceutical company committed to bringing better health and a brighter future to patients by translating science into life-changing medicines.

DIAMOND SPONSOR

INTUITIVE SURGICAL

19

CONTACT:

Aurélie Gildemyn
INTUITIVE SURGICAL
Chemin des Mûriers 1, Aubonne
Switzerland 1170
T: +41 21 821 2000
Fax: +41 21 821 2001
E: aurelie.gildemyn@intusurg.com
W: www.intuitivesurgical.com



Intuitive Surgical, Inc. (NASDAQ:ISRG), headquartered in Sunnyvale, Calif., is the industry leader in robotic-assisted, minimally invasive surgery. Intuitive Surgical develops, manufactures, and markets the da Vinci Surgical System.

SAPPHIRE SPONSOR

B.BRAUN AESCULAP

20

CONTACT:

B.BRAUN AESCULAP
Am Aesculap Platz, Tuttlingen
Germany 78532
T: +49 7461 95-0
W: www.bbraun.com



B. Braun is one of the world's leading providers and manufacturers of healthcare solutions today. Every service that B. Braun provides incorporates the entirety of our knowledge and skills, the company's deep understanding of users' needs, and extensive expertise. With special focus on Colorectal Surgery, B. Braun presents Endo-SPONGE, a unique endoluminal vacuum therapy for treating anastomotic leakages and EinsteinVision, a Full HD 3D system that offers an innovative solution for conventional endoscopic laparoscopy. More information under: www.bbraun.com

A.M.I GmbH

1

CONTACT:

Sanja Injac
A.M.I GmbH
Im Letten 1, Feldkirch, Austria 6800
T: +43 5522 90505 0
F: +43 5522 90505 4006
E: marketing@ami.at
W: www.ami.healthcare



A.M.I is an Austrian based company, developing innovative instruments and surgical solutions for treatment of haemorrhoids, faecal incontinence and other common afflictions. We help you to improve quality of life for your patients.

BIOLITEC BIOMEDICAL TECHNOLOGY GmbH

31

CONTACT:

Endrik Groenhoff
BIOLITEC BIOMEDICAL TECHNOLOGY GmbH
Otto-Schott Str. 15, Jena
Germany 07745
T: +49 (0) 3641 519 53 0
F: +49 (0) 3641 519 5353
E: info@biolitec.de
W: www.biolitec.de



The biolitec group, with its multiple use Leonardo DUAL 45 Laser introduces minimally-invasive treatment of hemorrhoids (LHP® and HeLP®), Anal fistulas as well as Sinus pilonidalis (both FiLaC®).

APPLIED MEDICAL EUROPE

12

CONTACT:

Alina Pishchalnikova
APPLIED MEDICAL EUROPE
Wiekenweg 21, Amersfoort
The Netherlands 3815 KL
T: +31 (0)33 422 9040
E: customerrelations-nl@appliedmedical.com
W: www.appliedmedical.com



Applied Medical is well recognized for enabling colorectal surgery by providing breakthrough technologies and comprehensive educational workshops. Technologies include the GelPOINT® path transanal access platform, Voyant® intelligent energy system, GelPOINT® advanced access platform, Alexis® wound protector/retractor, and Kii® advanced abdominal access products. To learn more about Applied Medical, please visit us at our booth or www.appliedmedical.com.

BK ULTRASOUND

27

CONTACT:

Lisa Olsson
BK ULTRASOUND
Mileparken 34, Herlev
Denmark 2730
T: +44 445 280 00
E: lolsson@bkultrasound.com
W: www.bkultrasound.com



BK Ultrasound, world leaders in colorectal ultrasound, provide premium performance ultrasound systems and unique high-resolution 3D transducers to give colorectal images with uncompromised quality.

AXONICS MODULATION TECHNOLOGIES

18

CONTACT:

AXONICS MODULATION
TECHNOLOGIES, INC.
7575 Irvine Center Drive, Suite 200,
Irvine, CA 92618 (USA)
W: www.axonicsmodulation.com



The Axonics Sacral Neuromodulation (SNM) System, developed in Irvine-CA, is a miniaturized rechargeable SNM system approved to treat urinary and fecal dysfunction in Europe and Canada.

BOWA-ELECTRONIC GMBH & CO. KG

30

CONTACT:

BOWA-ELECTRONIC GMBH & CO. KG
Heinrich-Hertz-Strasse 4-10
72810 Gomaringen
+49 7072-6002-0
info@bowa.de
www.bowa-medical.com



BOWA develops and produces high-specification medical-technology solutions and since 1977 has continuously developed into a leading technological supplier of energy-based surgical systems.

COOK MEDICAL

5

CONTACT:

COOK MEDICAL
Europe Shared Service Centre
O'Halloran Road
National Technology Park
Limerick, Ireland
T: +353 61 334440
F: +353 61 334441
E: EMEAenquiry@CookMedical.com
W: www.cookmedical.eu/surgery



In 1963, Bill Cook worked with surgeons to launch minimally invasive medicine. Now we continue his vision worldwide, through educational programs like Cook Vista and technology like Biodesign and Zenapro. Our goal is to deliver devices that give the best outcomes to surgeons, hospitals, and patients.

DENDRITE CLINICAL SYSTEMS LTD

7

CONTACT:

Martin Twycross
DENDRITE CLINICAL SYSTEMS LTD
The Hub, Station Road, Henley-on-Thames
Oxfordshire
UK RG9 2BA
T: +44 (0) 1491 411 288
F: +44 (0)1491 411 399
E: mtwycross@e-dendrite.com
W: www.e-dendrite.com



Dendrite Clinical Systems is a specialist supplier of clinical databases, analysis software and consultancy services for hospitals, national and international registries.

EXROID TECHNOLOGY LTD

16

CONTACT:

Dr Mark Hudson-Peacock
EXROID TECHNOLOGY LTD
Marlowe Innovation Centre,
Ramsgate, CT12 6FA, United Kingdom
T: +44 79 23 670 938
E: drhudsonpeacock@exroid.com
W: www.piles-relief.com



eXroid for haemorrhoids: eXroid is introducing a NICE-approved outpatient treatment which removes all four grades of haemorrhoids with minimal complications and patient discomfort.

F CARE SYSTEMS NV

25

CONTACT:

Michael Pierre
F CARE SYSTEMS NV
Oosterveldlaan 99, Wilrijk, Antwerp
Belgium 2630
T: +32 3 451 5145
F: +32 3 451 5139
E: info@fcaresystems.com
W: www.fcaresystems.com



F Care Systems is a Belgian limited company founded in 2001 which develops, produces and distributes highly qualified medical and medical-aesthetical equipment. Our company focuses on the treatment of various types of varicose veins and hemorrhoids based on the principle of thermocoagulation.

FISHER & PAYKEL HEALTHCARE

17

CONTACT:

Donna Johansson
FISHER & PAYKEL HEALTHCARE
15 Maurice Paykel Place
East Tamaki, Auckland 2013
New Zealand
T: +64 9 574 0123
E: donna.johansson@fphcare.co.nz
W: www.fphcare.com



A New Zealand-based world leader in humidified medical gases. Humidified surgical solutions stem from our innovative design culture with the simple goal of optimising patient care.

INTEGRA

2

CONTACT:

Agnés Cretien
INTEGRA
Immeuble Séquoia 2
97, Allée Alexandre Borodine
69800 Saint-Priest, France
T: +33 437 4759 00
F: +33 437 4756 99
E: agnes.cretien@integralife.com
W: www.integralife.eu



Integra is the global forerunner in the development of dermal regeneration. Its unique expertise has given it a leadership position in reconstructive plastic surgery and the regenerative medicine industry. The collagen that Integra produces mimics the natural collagen present in the human body and has been used successfully in more than 10 million procedures worldwide.

**JIANGSU BRIGHTNESS
MEDICAL DEVICES CO. LTD**

23

CONTACT:

Ryan Huang
JIANGSU BRIGHTNESS MEDICAL DEVICES
CO. LTD



No 66 Hehuan Rd
Zhonglou Economic Development Zone
Changzhou, Jiangsu, China
T: +86 755 869 52278 Ext 820

E: ryan@czblss.cnW: www.czblss.cn

Surgical stapler, surgical stapling, endo cutter, endo bag, clip applicator,
hernia tacker, hemorrhoids stapler, circular stapler.

KARL STORZ GmbH & Co. KG

26

CONTACT:

KARL STORZ GmbH & Co. KG
Mittelstr. 8, Tuttlingen, Germany 78532
T: +49 7461 7080 / F: +49 7461 708 105

E: info@karlstorz.comW: www.karlstorz.com

Karl Storz is a renowned manufacturer of endoscopes for all fields of
application. The family-owned company with its headquarters in
Tuttlingen, Germany has 7100 employees worldwide.

M DIALYSIS AB

6

CONTACT:

Katarina Asberg
M DIALYSIS AB
Hammarby Fabriksv, 43
SE-12030 Stockholm, Sweden
T: +46 847 01020 / F: +46 847 015055

E: ka@mdialysis.seW: www.mdialysis.com

M Dialysis AB develops and markets clinical microdialysis solutions for
advanced research and general intensive care.

MECELLIS BIOTECH

4

CONTACT:

Aurélie Lammelin
MECELLIS BIOTECH
40, rue Chef de Baie, Bâtiment 3
17 000 La Rochelle, France
T: +33 658 430387 / F: +33 955 128867

E: aurelie.lammelin@meccellis.comW: www.meccellis.com

Meccellis Biotech is a company specialised for biologic implants.

NOVADAQ GmbH

22

CONTACT:

NOVADAQ GmbH
Sperberhorst 6, Hamburg
Germany 22459
T: +49 40 538 798 22
Fax: +49 40 898 045 11
W: www.novadaq.com



Novadaq's global mission is to enable physicians with point-of-care
imaging solutions that provide real time clinically significant and
actionable information to improve care quality and lower healthcare
costs.

PANTHER HEALTHCARE

29

CONTACT:

Aleksandra Ivanova
PANTHER HEALTHCARE
Panther International Center,
No. 8 Sangheng Rd, Hongfu Pioneer
Park, Beigijia, Chanping, Beijing,
China
T: +86 10807 89058
Fax: +86 10807 89028
E: service@pantherhealthcare.com
W: www.pantherhealthcare.com



Panther Healthcare is dedicated to providing professional and
systematic surgical solutions platform for patients' needs.

SAPI MED S.p.A

9

CONTACT:

Paola Oddenino
SAPI MED S.p.A
Via della Chimica, 6-Z.I D3,
Alessandria
Italy 15121
T: +39 0131 348109
Fax: +39 0131 348383
E: info@sapimed.com
W: www.sapimed.com



Sapi Med product range consists of diagnostic and therapeutic
disposable devices easy to handle, simple to use and orientated towards
an advanced conception of proctology

SHANDONG WERAY SURGICAL PRODUCTS Co. Ltd.

28

CONTACT:

Susan Zhou
SHANDONG WERAY SURGICAL PRODUCTS CO. LTD.
No. 1 Weigao Rd, Hi-tech Zone, Weihai, Shandong, China
T: +86 631 5717591
Fax: +86 631 5662435
E: susanzzn@weigaogroup.com
W: www.weraysurgical.com



Focus on high quality and social responsibility. Your health. We care.

ST MARK'S ACADEMIC INSTITUTE

8

CONTACT:

Judith Landgrebe
ST MARK'S ACADEMIC INSTITUTE
St Mark's Hospital, Watford Road, Harrow
UK HA1 3UJ
T: +44 208 2354 046/48
Fax: +44 208 2354 000/39
E: LNWH-tr.StMarksAcademicInstitute@nhs.net
W: www.StMarksAcademicInstitute.org.uk



We offer programmes of postgraduate education in Intestinal and Colorectal Disease. Visit our website and follow us on Twitter [@StMarksHospital](https://twitter.com/StMarksHospital)

STRYKER EUROPEAN OPERATIONS BV

14

CONTACT:

Sabine Vonbank
STRYKER EUROPEAN OPERATIONS BV
Herikerbergweg 110, Amsterdam
Netherlands 1101 CM
T: +43 1 813 2000 11
Fax: +43 813 1616
E: sabine.vonbank@stryker.com
W: www.stryker.com



Stryker is one of the world's leading medical technology companies and, together with our customers we are driven to make healthcare better.

THD S.p.A.

32

CONTACT:

THD S.p.A.
Via Industria 1, 42015 Correggio (RE)
Italy
T: +39 0522 634311
E: events@thdlab.com
W: www.thdlab.com



THD produces medical devices for colorectal and laparoscopic surgery as well as a range of dietary supplements for the prevention of several colorectal disorders. The THD Doppler procedure for haemorrhoid treatment, the THD GateKeeper and THD Sphinkeeper procedure for the treatment of fecal incontinence together with a wide range of surgical and diagnostic products are successfully used in over 60 countries.

WILEY

15

CONTACT:

WILEY
9600 Garsington Road,
Oxford OX4 2DQ
United Kingdom
W: www.onlinelibrary.wiley.com



Wiley, a global company, helps people and organizations develop the skills and knowledge they need to succeed.

WISEPRESS MEDICAL BOOKSHOP

33

CONTACT:

WISEPRESS MEDICAL BOOKSHOP
The Old Lamp Works, 25 High Path
London, Merton Abbey
UK SW19 2JL
T: +44 20 8715 1812
E: marketing@wisepress.com
W: www.wisepress.com



Wisepress.com, Europe's leading conference bookseller, has a complete range of books and journals relevant to the themes of the meeting. Follow us on Twitter [@WisepressBooks](https://twitter.com/WisepressBooks)

Answering surgeons' needs

The right solution for each procedural step

Access



ENSEAL™ X1
Large Jaw



New!

HARMONIC™ HD 1000i



Repair



ECHELON FLEX™
GST System*



New!
45 mm

CONTOUR™
Curved Cutter Stapler



Closure



PDS™ Plus
Antibacterial Suture



*System components include ECHELON FLEX™ Powered Plus Stapler and ENDOPATH ECHELON™ Reloads with Gripping Surface Technology.

© Ethicon Endo-Surgery (Europe) GmbH 2017, 078551-170814 EMEA

ETHICON
PART OF THE *Johnson & Johnson* FAMILY OF COMPANIES

Shaping
the future
of surgery

Please always refer to the Instructions for Use / Package Insert that come with the device for the most current and complete instructions and product information including warnings, precautions and adverse reactions.



KNOW MORE IN OUR
SMALL HALL SESSION:

More than a decade of
Endo-SPONGE® therapy for
low leaking anastomoses:
what have we learned?

Prof. W. Bemelman,
AMC Amsterdam, NL

Thursday 21st September 2017
10:15 h

Endo-SPONGE®
ENDOLUMINAL VACUUM THERAPY

B. Braun Surgical, S.A. | 08191 Rubi
Spain | www.bbraun.com

A-CT17005

SUPPORTED BY DIAMOND SPONSORS



SAPPHIRE SPONSOR

WED 26 SEPTEMBER

- Pre-congress workshops (Ultrasound)
- Official opening mid-morning
- Symposia, keynote lectures, Surgical video session
- Trials results forum
- Welcome drinks in the exhibition area (included in registration fee)

KEYNOTE LECTURE TOPICS


- Management of extramesorectal disease in colorectal cancer
- Strategies to reduce surgical site infection (joint with SIS-E).
- The influence of microbiota and the microbiome on colorectal surgery
- Haemorrhoidectomy or newer techniques?
- Big Data in clinical practice
- Volatile organic compounds in breath as a marker for colorectal cancer. Where are we?

THURS 27 – FRI 28 SEPTEMBER

- Plenary and parallel symposia
- Keynote lectures
- Consultants' Corner
- Free papers/oral posters
- Educational interactive workshops – for Trainees and Specialists
- Joint session with European Crohn's and Colitis Organisation (ECCO)
- Joint session with European Association for Endoscopic Surgery (EAES)

SYMPOSIA TOPICS

- Hereditary Colorectal Cancer (joint with EHTG)
- Watch and wait
- Neoadjuvant/adjuvant immuno- and chemotherapy in colorectal cancer:
- Surgery in focus in IBD (joint with ECCO)
- Emerging therapies for fecal incontinence
- Improved surgical techniques (joint with EAES)
- Spotlight on QoL and function after colorectal surgery



Abstract submissions open:

Thursday 1 March 2018

Deadline for abstract submission:

Friday 27 April 2018

Registration open:

April 2018

www.escp.eu.com/escp-2018

for further information about ESCP Nice

 **#escp2018**