



S E C O N D
ANNOUNCEMENT

ABSTRACT DEADLINE DATE

Friday 26 April 2019

**EARLY REGISTRATION &
ACCOMMODATION DATE**

Friday 21 June 2019

Contents

WELCOME TO ESCP 2019, VIENNA	>
ESCP MEETING OVERVIEW	>
ESCP VENUE: AUSTRIA CENTER VIENNA	>
KEY DATES	>
REGISTRATION INFORMATION	>
REGISTRATION & EXHIBITION OPEN HOURS	>
PRE-CONGRESS WORKSHOPS AND 'HANDS-ON' COURSES	>
ABSTRACTS	>
EBSQ EXAMINATIONS	>
PROGRAMME OVERVIEW	>
ABOUT VIENNA	>
TRAVEL INFORMATION	>
EVENING EVENTS	>
ESCP FELLOWSHIP UPDATE	>

Programme Highlights

KEYNOTE LECTURE TOPICS

- Increasing incidence of rectal cancer in the young – aetiology, screening and management controversies
- Management of malignant rectal polyp / early rectal cancer
- Prehabilitation, nutrition, and optimisation for major surgery

SYMPOSIA TOPICS

- Mistakes are the portals of discovery – a tip, a trick and an error trap
- The great debate: Is it a must or is it dust?
- Ileal pouch options
- Atypical colitis, proctology and anal neoplasia
- Simple solutions for challenging perineal problems
- Strategies for managing locally advanced colonic cancer

Welcome to ESCP 2019, Vienna

WE ARE DELIGHTED TO INVITE YOU TO ATTEND ESCP'S 14th SCIENTIFIC AND ANNUAL MEETING.

Our return to Vienna is significant, not only because it is truly one of Europe's most impressive cities and best in terms of standard of living, but also because for ESCP it reminds us of our 2012 meeting when 1200 delegates attended. What progress over six years given that in Nice last year, ESCP exceeded 1800 delegates from over 70 countries. So, we are very excited for what 2019 may bring for us in this most appealing and accessible of cities; we urge you not to miss it!



The programme continues to develop dynamically; both the Programme and Education Committees have been hard at work bringing together an exciting, thought-provoking and highly educational agenda with stimulating symposia, keynote lectures and educational sessions. We will collaborate again with our colleagues at ECCO, EHTG and EAES with joint symposia, and in addition to Consultants' Corner, the Programme Committee have aimed to provide more interactive and entertaining content by staging debates.

The ESCP Party is back too! You might think that a beach party in Nice will be hard to beat, however we have searched the city for a great venue to create something very "Vienna" with music, light food, and most importantly, a place that we can all be together to see old friends, make new acquaintances, relax and have fun! Details are on [page 32](#) and further information will be available shortly on the ESCP website.

We have pre-booked rooms at all of the hotels surrounding the Center and you can book your hotel when you register online from April 2019. Many of you will know the Austria Center Vienna well, so you'll know it is very easy to get to by metro from the city centre if that's where you'd like to stay, and you will find details in our accommodation information of a number of central hotels, selected for their quick access to the metro.

So do join us in Vienna - we look forward to welcoming you in September!



Per J Nilsson
ESCP President 2018-19



Des Winter
ESCP Programme Chair



Gabriela Möslein
ESCP Secretary



Dieter Hahnloser
ESCP Education Chair

Meeting Overview / **Wednesday 25 September** All activities take place at the Austria Center Vienna other than where indicated

Plenary Hall A	Parallel Hall B	Parallel Hall F2	Parallel Hall N	Parallel Hall M	Small Hall
<p>SYMPOSIUM: MISTAKES ARE THE PORTALS OF DISCOVERY, A TIP, A TRICK AND AN ERROR TRAP 09:00 – 10:30</p>			<p>EDUCATIONAL: CORE SUBJECT UPDATE 09:00 – 12:00</p>		
<p>KEYNOTE LECTURE: INCREASING INCIDENCE OF RECTAL CANCER IN THE YOUNG 10:35 – 11:05</p>					
<p>OFFICIAL OPENING CEREMONY 11.10 – 11.15</p>		<p>EDUCATIONAL SYMPOSIUM: HOW TO DEVELOP GUIDELINES 12:05 – 13:25 (packed lunch provided)</p>			
<p>CONSULTANTS' CORNER 11:15 – 12:40</p>					
		<p>LIGHT LUNCH - EXHIBITION - SMALL HALL SESSIONS (LEVEL 0) POSTERS (LEVEL 1) 12:30 – 13:30</p>			<p>SMALL HALL SESSION 13:00 – 13:25</p>
				<p>ESCP AGM 12:45 – 13:25</p>	
<p>SURGICAL VIDEO SESSION 13:30 – 15:00</p>	<p>INTERNATIONAL TRIALS RESULTS FORUM 13:30 – 15:00</p>		<p>FREE PAPERS 13:30 – 14:30</p>		
<p>COFFEE BREAK, EXHIBITION & SMALL HALL SESSIONS (LEVEL 0) POSTERS (LEVEL 1) 15:00 – 15:25</p>				<p>YOUNG ESCP SESSION 15:00 – 16:55</p>	<p>SMALL HALL SESSION 15:00 – 15:25</p>

Meeting Overview / **Wednesday 25 September**

All activities take place at the Austria Center Vienna other than where indicated



Plenary Hall A	Parallel Hall B	Parallel Hall F2	Parallel Hall N	Parallel Hall M	Small Hall
<p>THE GREAT DEBATE: IS IT A MUST OR IS IT DUST? 15:25 – 16:25</p>	<p>PELVIC FLOOR SESSION: TOWARD PRECISION DIAGNOSIS AND PRECISION TREATMENT 15:25 – 16:50</p>	<p>INDUSTRY SPONSORED SATELLITE SYMPOSIUM 16:00 – 17:00</p>			
<p>KEYNOTE LECTURE 16:25 – 16:55</p>					
<p>PRESENTATION OF THE LARS PÅHLMAN EBSQ MEDAL 16:55 – 17:00</p>					
<p>EDUCATIONAL SYMPOSIUM: NEW TECHNOLOGIES – HOW TO BECOME A PROFICIENT ROBOTIC SURGEON 17:05 – 18:30</p>	<p>EDUCATIONAL SYMPOSIUM: BEST PUBLICATIONS OF THE YEAR 17:05 – 18:05</p>	<p>INDUSTRY SPONSORED SATELLITE SYMPOSIUM 17:05 – 18:05</p>	<p>FREE PAPERS 17:00 – 18:00</p>	<p>FREE PAPERS 17:00 – 18:00</p>	
	<p>ESCP FELLOWSHIP UPDATE 18:10 – 18:25</p>				
<p>ESCP WELCOME RECEPTION / WELCOME POSTERS 18:30 – 19:30</p>					

Meeting Overview / Thursday 26 September

All activities take place at the Austria Center Vienna other than where indicated


Plenary Hall A	Parallel Hall F2	Parallel Hall N	Parallel Hall M	Small Hall
NEW TRIALS FORUM 07:45 – 09:15	INDUSTRY SPONSORED SATELLITE SYMPOSIUM 08:00 – 09:00	EDUCATIONAL: TRAINEE VIDEO SESSION I 08:00 – 09:30	FREE PAPERS 08:00 – 09:30	FREE PAPERS 08:00 – 09:30
JOINT ESCP/EAES SYMPOSIUM: 09:15 – 10:15  	TATME IN CHINA 09:10 – 10:10			
LONG COFFEE BREAK, EXHIBITION & SMALL HALL SESSIONS (LEVEL 0) POSTERS (LEVEL 1) 10:15 – 11:25	INDUSTRY SPONSORED SATELLITE SYMPOSIUM 10:25 – 11:25	EDUCATIONAL: TRAINEE VIDEO SESSION II 09:35 – 11:05	LONG COFFEE BREAK, EXHIBITION & SMALL HALL SESSIONS (LEVEL 0) POSTERS (LEVEL 1) 10:10 – 11:25	SMALL HALL SESSIONS 10:25 – 10:50 10:55 – 11:20
KEYNOTE LECTURE: MANAGEMENT OF MALIGNANT RECTAL POLYP / EARLY RECTAL CANCER 11:25 – 11:55				
ESCP PRESIDENT'S ADDRESS 12:00 – 12:20				
INTERNATIONAL TRAVELLING FELLOW FREE PAPERS 12:25 – 12:55				
LUNCH & SMALL HALL SESSIONS IN THE EXHIBITION AREA (LEVEL 0) POSTERS (LEVEL 1) 12:45 – 14:00	INDUSTRY SPONSORED SATELLITE SYMPOSIUM 13:00 – 14:00	LUNCH & SMALL HALL SESSIONS IN THE EXHIBITION AREA (LEVEL 0) POSTERS (LEVEL 1) 12:45 – 14:00		SMALL HALL SESSIONS 13:00 – 13:25

Meeting Overview / **Thursday 26 September** All activities take place at the Austria Center Vienna other than where indicated

Plenary Hall A	Parallel Hall F2	Parallel Hall N	Parallel Hall M	Small Hall
<p>THE SIX BEST FREE PAPERS 14:00 – 15:20</p>	<p>INDUSTRY SPONSORED SATELLITE SYMPOSIUM 14:05 – 15:05</p>	<p>EDUCATIONAL SYMPOSIUM: HOW TO GET SURGICAL INFORMATION IN 2020 14:00 – 15:30</p>		
<p>SYMPOSIUM: ATYPICAL COLITIS, PROCTOLOGY AND ANAL NEOPLASIA 15:25 – 16:40</p>	<p>JOINT ESCP/ECCO SYMPOSIUM: 15:25 – 16:40</p> 		<p>EUROSURG STUDENT SESSION 15:30 – 17:30</p> 	
<p>COFFEE BREAK, EXHIBITION & SMALL HALL SESSIONS (LEVEL 0) POSTERS (LEVEL 1) 16:25 – 17:05</p>				<p>SMALL HALL SESSION 16:35 – 17:00</p>
<p>KEYNOTE LECTURE: PREHABILITATION, NUTRITION AND OPTIMISATION FOR MAJOR SURGERY 17:05 – 17:35</p>		<p>EDUCATIONAL: INTERACTIVE TRAINEE WORKSHOP 16:30 – 18:00</p>		
<p>GLOBAL SURGERY SESSION 17:40 – 18:40</p>	<p>FREE PAPERS 17:40 – 18:40</p>		<p>FREE PAPERS 17:40 – 18:40</p>	
<p>ESCP PARTY AT SÄULENHALLE From 19:30 until late</p>				

Meeting Overview / Friday 27 September

All activities take place at the Austria Center Vienna other than where indicated

Plenary Hall A	Parallel Hall F2	Parallel Hall N	Parallel Hall M	Small Hall
SYMPOSIUM: ILEAL POUCH OPTIONS 07:45 – 09:15	FREE PAPERS 08:00 – 09:00	EDUCATIONAL: TRAINEE ROUND TABLE SESSION 07:45 – 09:15	FREE PAPERS 08:00 – 09:00	FREE PAPERS 08:00 – 09:00
COFFEE BREAK - EXHIBITION – SMALL HALL SESSIONS (LEVEL 0) POSTERS (LEVEL 1) 09:15 – 09:45				SMALL HALL SESSION 09:20 – 09:45
ESCP HONORARY MEMBER AWARDS 09:45 – 10:00				
ESCP AWARDS 10:05 – 10:15				
SYMPOSIUM: STRATEGIES FOR MANAGING LOCALLY ADVANCED COLONIC CANCER 10:20 – 11:50	SYMPOSIUM: TRIALS METHODOLOGY 10:20 – 11:40	EDUCATIONAL SYMPOSIUM: OPTIMIZING PRE & POST OPERATIVE CARE, IMPROVING OUTCOME & REDUCING COMPLICATIONS 11:00 – 12:30	JOINT ESCP/EHTG SYMPOSIUM 10:20 – 11:35 	
BRUNCH & SMALL HALL SESSIONS IN THE EXHIBITION AREA (LEVEL 0) POSTERS (LEVEL 1) 11:35 – 12:45				SMALL HALL SESSIONS 11:40 – 12:05
SYMPOSIUM: SIMPLE SOLUTIONS FOR CHALLENGING PERINEAL PROBLEMS 12:30 – 14:00				SMALL HALL SESSIONS 12:15 – 12:40
		EDUCATIONAL THE BIG DEBATE: CME vs. LAPAROSCOPIC 13:00 – 14:00		
CLOSING CEREMONY 14:00 – 14:05				

ESCP Venue: Austria Center Vienna



The Austria Center Vienna (ACV) is Austria's largest conference venue, providing excellent flexible space for ESCP's growing needs.

Built as part of the wider Vienna International Centre which is home to the United Nations headquarters, it is superbly located close to the city's fabulous restaurants, city centre hotels, whilst being large enough to accommodate events in excess of 4000 people.

LOCATION

Austria Center Vienna

IAKW - AG

Internationales Amtssitz und Konferenzzentrum Wien, AG
Bruno-Kreisky-Platz 1
A-1220 Vienna, AUSTRIA

T: +43-1-260 69-0 / E: office@acv.at

From central Vienna, ACV is located only 7 kilometres north-east, just across and close to the Danube. It takes only 7 minutes by metro (Kaisermühlen station on line 1) from Stefansplatz metro station, and 16 minutes by car.

Vienna airport is one of Europe's best-connected hubs, with 628 direct flights servicing 240 cities worldwide. It has a direct bus link service (30 minutes) to the Austria Center.

For those coming by car the A22 links directly, and there is ample car parking available at the Center.

Further details are available on page 24 together with a map.

ACCOMMODATION

Deadline date: Friday 21 June 2019

It is convenient to book your hotel using ESCP's online registration system when you register. Rooms are available on a first-come-first-served basis from April 2019. **Book early to get a hotel close to the Austria Center!**

Each hotel's details are available on ESCP's website with a map showing the hotel's location, and information about how to get to the Austria Center from each hotel.

ACCOMMODATION BOOKINGS CONTACT:

ESCP Secretariat

c/o Integrity International Events Ltd
The Coach House, 7 St. Alban's Road
Edinburgh EH9 2PA
UK

T: +44 (0)131 624 6040

E: info@escp.eu.com

Key Dates

FUTURE ESCP ANNUAL MEETING DATES

2020	23 - 25 September – Vilnius
2021	22 - 24 September – Barcelona
2022	21 – 23 September
2023	27 – 29 September
2024	25 – 27 September

KEY CONFERENCE DATES

Friday 26 April 2019

– **Deadline for abstract submissions**

Friday 21 June 2019

– **Early registration deadline**

– Higher rates apply after today!

– **Hotel booking & payment deadline**

– Best rates for ESCP members end today!

Friday 20 September 2019

– **Deadline for late registration**

– Higher rates apply after today!



Palace Belvedere, Vienna

Registration Information

ESCP CONGRESS REGISTRATION FEES

The best value conference rates are available if you are a **member** and you register **before the early deadline!**

Conference registration must be completed online via the ESCP website and paid by credit card (pre-congress courses included, if available). To register online, please visit www.escp.eu.com/escp-2019 and select "Registration".

	Early Registration (until and including 21 June 2019)		Late Registration (22 June until 20 September inclusive)		On-site registration (from 21 September 2019)	
	Member	Non-Member	Member	Non-Member	Member	Non-Member
Full Registration	€430	€580	€550	€710	€590	€730
Full Registration – Reduced*	€300	€450	€425	€550	€470	€610
Trainee/Nurse/Senior/Affiliate	€190	€300	€295	€395	€340	€440
One-day Registration	€280	€370	€380	€430	€380	€430
Welcome Reception additional tickets (included for delegates)	€25		€30		€35	
Thursday Party	€70		€75		€75	

Registration fee includes: admission to all scientific sessions (unless registered for one day only), a final programme* and abstract book*, welcome reception on Wednesday evening, light lunch on Wednesday, lunch on Thursday, brunch on Friday and a certificate of attendance with **CME points**.

IMPORTANT

Educational workshops: most are free of charge, but you do need to select them during registration if you wish to attend.

Registration cancellation: you may cancel up to 1 August 2019 and obtain a refund less an admin charge of €50; refunds will be made after the conference. We regret that we cannot make any refunds on registrations cancelled after 1 August 2019.

*** Printed final programmes and abstract books** must be selected when registering online. The final programme will be available online and on the ESCP app; **please consider if you need a printed copy.**

Not yet a member of ESCP? Click this link to be directed to ESCP's membership portal and for more information:

www.escp.eu.com/members/join

Registration Information

MEDICAL STUDENTS

Up to 50 complimentary registrations are available to undergraduate medical students; applications are invited from those with a specific interest in coloproctology by email at info@escp.eu.com before **30 August 2019**. Applicants must submit a letter from their head of faculty confirming their student status, together with a brief CV.

REDUCED REGISTRATION FEES

The following countries are eligible: Albania, Belarus, Bosnia, Bulgaria, Egypt, Georgia, North Macedonia, Moldova, Romania, Serbia, Turkey, Ukraine.

ABOUT ESCP MEMBERSHIP AND CONFERENCE RATES

ESCP member conference rates are accessed by using a "coupon code". All those subscribed when registration opens will be notified of the coupon code. Anyone paying a subscription after registration has opened will receive notification of the coupon code within the emailed confirmation of membership. The coupon code should be entered on the screen immediately after entry of personal details.

Please note that member conference rates are not available to **online-only membership** or those on a temporary **trial-membership**. If you hold either of these and would like to benefit from reduced member conference rates, please upgrade your membership at www.escp.eu.com or contact the ESCP Secretariat for help.

YOUR DATA

All attendees are asked to note that their name, institution and country will be made available to participating exhibitors. This information will also be available on a delegate list published on-site and on the event app.

Please ensure you confirm or decline your permission when registering online; unless you expressly give us permission, you will not appear on the delegate list.

At the meeting, a QR code will be printed on the reverse side of your badge, giving you the choice to present it to exhibitors, or not if you prefer. ESCP represents a significant investment for companies whose support is very valuable and enables us to keep registration rates down; your cooperation in providing companies with your details at the event will be greatly appreciated.

CPD POINTS

Please refer to the ESCP website for further information; ESCP will be applying to UEMS to accredit the main programme and educational sessions.

CONGRESS LANGUAGE

The official language of the meeting is English. There will be no facilities for simultaneous interpretation.

Registration & Exhibition Open Hours

	Registration	Exhibition
Wednesday 25 September 2019	07:30 – 19:00	12:30 – 19:30
Thursday 26 September 2019	07:30 – 19:00	07:30 – 18:30
Friday 27 September 2019	07:30 – 14:00	07:30 – 13:00



JOIN

NOW!

MEMBERSHIP FEES

The membership year runs from 10 January to the following 10 January. Subscription pricing is shown below:

Full membership - €100 (1 year), €270 (3 year)

Trainee membership - €70 (1 year), €190 (3 year)

Affiliate membership - €70 (1 year), €190 (3 year)

Online Only membership - €40 (1 year), €108 (3 year)

Honorary membership - complimentary

Membership includes free online subscription to *Colorectal Disease* (12 volumes published January to December).

Pre-Congress Workshops & Hands-On Courses: Tuesday 24 September 2019

The following courses all take place on Tuesday 24 September 2019 at the Austria Center Vienna. Venue information is shown on page 9 (ESCP VENUE).

Registration for courses must be completed online as part of the main online registration process. Attendees are asked to carefully check prior experience expected in order to take full advantage of the course.

TUESDAY HANDS-ON COURSE: TAMIS

Times: 08:00 – 16:30

Cost: €600 ESCP Member / €800 Non-Member

The skills lab is reserved for 16 participants with expertise in minimally invasive colorectal and transanal surgery. Advanced minimal invasive surgery skills are required.

Innovations in coloproctology pushed the limits of rectal surgery with regard to sphincter or even organ preserving strategies. The transanal is an old approach, however, fostered by new technology to widen the spectrum of surgical treatment of early to locally advanced rectal tumours.

This skills lab offers the opportunity to learn innovative techniques like TAMIS (TransAnal Minimally Invasive Surgery) or principles of TaTME (Transanal Total Mesorectal Excision) under the supervision of colorectal experts.



COURSE CONTENT

The one-day course comprises theoretical instructions and practical exercises for the safe and effective application of the transanal approach for local excision of benign and low-risk malignant rectal lesions, as well as the first steps of TaTME.

LEARNING OBJECTIVES

Attendees should gain the following:

- Learn about indications for the transanal approach
- Learn about the technical challenges and the application of the devices for the transanal approach (port and insufflation system)
- Awareness of the pitfalls and management of serious adverse events of the transanal operations
- Ability to perform transanal polypectomy and local excision of benign and low-risk malignant rectal lesions
- Ability to perform first steps of TaTME (pursestring suture and circular rectal transection)

COURSE DIRECTOR



Felix Aigner
(Germany)

TUESDAY HANDS-ON COURSE:

OPERATIVE TECHNIQUES FOR THE PREVENTION AND REPAIR OF PARASTOMAL HERNIA

Times: 09:00 – 17:30

Cost: €300 ESCP Member / €400 Non-Member
Morning lectures only – see details below

Aimed at delegates with early experience in managing patients with Parastomal Hernia. Attendees will be exposed to open and laparoscopic approaches for the prevention and repair of Parastomal Hernia. Therefore, intermediate level of skills in laparoscopic surgery will be desirable for this workshop.

COURSE CONTENT

This one-day workshop comprised theoretical instructions and practical exercises for the safe and effective application of open and laparoscopic approaches for the repair and prevention of parastomal hernia. World experts will discuss surgical anatomy of the abdominal wall, the need and timing for repair of parastomal hernia, abdominal wall reconstruction, techniques for prophylactic mesh reinforcement and repair of parastomal hernia.

* In the event that the full course should sell out, additional spaces for lectures only during the morning may be made available at the Course Director’s discretion. In that event, the price will be €100 per attendee (member or non-member).

LEARNING OBJECTIVES


Attendees should gain the following:

- Learn about the indications, patient selection and outcomes for repair of parastomal hernia
- Learn about the technical challenges associated with different types of repairs
- Learn about pitfalls in consent and choices of meshes
- Learn about basic principles of dissection for component separation
- The ability to perform prevention and repair procedures on models

COURSE DIRECTOR



Muhammad Imran Aslam
(UK)



TUESDAY HANDS-ON COURSE:

ADVANCES IN FISTULA SURGERY

Times: 09:00 – 16:30

Cost: €300 ESCP Member / €400 Non-Member

Aimed at trainees and young surgeons interested in patient and therapy selection, and the proper application of surgical therapy. Trainees must have basic knowledge of anal anatomy and pathogenesis of cryptoglandular fistulas.

COURSE CONTENT

This course will show the attendees the classic treatment modalities for cryptoglandular fistulas and offer an opportunity to gain hands-on experience on the wonderful “Isbert” model, but also a look into the new treatment modalities that are currently being offered. Experts in the field will present their data on different modalities (laser, VAAFT, OTSC, permacol) but also, a critical appraisal of current evidence will be offered as well as a look into the way new techniques can be implemented in current practice.

LEARNING OBJECTIVES

Attendees should gain the following:

- Trainees will be more aware of established, as well as newer treatment modalities and the opportunity to practice these techniques hands-on.
- Trainees will learn when and how new techniques can be implemented and what the current status of these modalities are.

COURSE DIRECTORS



David Zimmerman
(The Netherlands)



Christoph Isbert
(Germany)



TUESDAY HANDS-ON COURSE:

VAC ASSISTED MANAGEMENT OF THE OPEN ABDOMEN AND ANASTOMOTIC LEAKS



Times: 08:30 – 17:00

Cost: €300 ESCP Member / €400 Non-Member

This skills lab is reserved for 16 participants aimed at surgeons with an established practice in colorectal surgery and senior colorectal trainees/fellows.

COURSE CONTENT

Anastomotic leaks are unfortunately still a common problem after resections for benign and malignant colorectal pathology. When significant abdominal sepsis ensues after a leak, the patient might end up with an open abdomen. The management of the open abdomen can be complex, particularly when stomas are required that may be located in the proximity of a laparotomy wound. The open abdomen section of the workshop will comprise theoretical lectures and **practical exercises** that will allow the attendees to familiarize themselves with modern treatment methods of open abdomen both with and without stoma, with a central focus on Negative Pressure Wound Therapy (NPWT).

When a Leak occurs after low anterior resection or ileal pouch anal anastomosis, the sepsis is usually restricted to the pelvis and often these leaks are management with either a transanal or percutaneous drainage. Another more pro-active treatment with encouraging early results would be the use of an Endosponge. Through didactic lectures, clinical cases and hands-on simulation model, delegates will be taught correct use of the Endosponge and learn to identify which patients might benefit from this approach. Various treatment pathways will be discussed dependant on the initial appearance of the anastomotic leak and subsequent response to the Endosponge treatment.

LEARNING OBJECTIVES

Attendees should gain the following:

- Understand diagnostic criteria for the Open abdomen and indications for treatment with Negative Pressure Wound therapy
- Learn modern treatment methods of the open abdomen both with and without stoma
- To identify patients that would benefit from Endosponge placement for the management of acute and chronic anastomotic leaks after a low anterior resection or ileal pouch anal anastomosis
- Correct Use with “tips and tricks” for Endosponge treatment
- To determine a final management plan after initiation of Endosponge therapy

COURSE DIRECTORS



Roel Hompes
(The Netherlands)



Marek Zawadzki
(Poland)

WORKSHOP: TUESDAY 24 SEPTEMBER 2019**AIN AND HRA FOR COLORECTAL SURGEONS****Times:** 08:30 – 17:00**Cost:** €300 ESCP Member / €400 Non-Member

This course is an introduction to High Resolution Anoscopy and anal neoplasia specifically geared toward surgeons. It is not a certification course.

COURSE CONTENT

Attendees will learn about the incidence of benign, pre-malignant and malignant anal lesions and the required diffuse practice in diagnosis and treatment of these conditions, consequent to human papilloma virus (HPV) infection and anal cancer. Some populations are at a higher risk of HPV infection than anal cancer.

For these reasons, colorectal surgeons need to be trained to accurately perform screening tests and, in particular, high-resolution anoscopy (HRA) leading to the identification of anal intraepithelial neoplasia (AIN) and, when indicated, either targeted ambulatory or operative treatment of the anal cancer precursors.

LEARNING OBJECTIVES

This course is meant as an introduction to AIN diagnosis and treatment procedures and upon completion of the course the participant should:

- Describe the epidemiology and pathology of anal HPV infection, Anal Intraepithelial Neoplasia (AIN), and anal cancer.
- Identify patients who may benefit from anal cancer screening.
- Have an understanding of the diagnostic procedures used in the evaluation of AIN and anal cancer including anal cytology, high resolution anoscopy, and anal biopsy.
- Have an understanding of the appropriate treatment and management options for AIN and anal cancer.
- Have an understanding of prevention options for AIN and anal cancer.

COURSE DIRECTOR

Carlo Ratto
(Italy)

WORKSHOP: WEDNESDAY 25 SEPTEMBER 2019

11th ANORECTAL & PELVIC FLOOR ULTRASOUND

Venue: Jugendstilh rsaal of the Medical University of Vienna, Spitalgasse 23, 1090 Vienna

Times: 08:00 – 12:30

Cost: €70 Early / €85 Late / €90 On-site (if available)

Aimed for all physicians who are involved or interested in pelvic floor disorders: colorectal surgeons, general surgeons, gastroenterologists, physiotherapists.

COURSE CONTENT

This practical session with live ultrasound will provide participants with hands-on experience in the basic use of US and is designed to closely discuss specific details of the techniques.

Imaging is gaining a key role in the understanding of pelvic floor disorders. Three-dimensional endoanal, endorectal and endovaginal ultrasonography, and dynamic transperineal US are nowadays increasingly used in clinical practice for patients suffering from pelvic floor dysfunctions (fecal and urinary incontinence, pelvic organ prolapse, obstructed defecation) and for patients with anal and rectal pathologies, either benign (anorectal sepsis) or malignant (anorectal tumors). These noninvasive techniques not only provide a superior depiction of the pelvic anatomy but also yield unique dynamic information.

This course is designed to give participants an overview of the techniques and image interpretation of anorectal and pelvic floor US and let them understand the potential roles of US in improving the diagnosis and management of anorectal and PFD.

LEARNING OBJECTIVES

To provide participants with basic knowledge of:

- The normal US anatomy of the anorectal region and the pelvic floor
- The ultrasonographic imaging techniques (3D endoanal, endorectal, endovaginal and dynamic transperineal US)
- The main guidelines and indications for the evaluation of faecal and urinary incontinence, anterior and posterior vaginal wall prolapse, obstructed defecation, anorectal fistulas and rectal tumours

COURSE DIRECTORS



Anders Mellgren
(USA)



Giulio A. Santoro
(Italy)

Abstracts

CALL FOR MAIN ABSTRACT SUBMISSIONS

Although the main abstract deadline of Friday 26 April 2019 has now passed, the abstract timeline and categories are detailed below.

Abstracts on any topic in Coloproctology will be considered by the Programme Committee and may be selected for one of the following groups:

Group 1, the 6 best oral presentations will be selected to be presented in a special plenary session on Thursday 26 September. Presenters are given a total of 13 minutes, 8 minutes to present and 5 minutes for questions.

Group 2, free paper presentations will be selected on merit from submitted abstracts to be presented in parallel sessions. Free paper presenters are given a total of 10 minutes, 7 minutes to present and 3 minutes for questions.

Group 3, welcome posters: will be selected on merit for a welcome poster session during the Welcome Reception on Wednesday evening. The authors (or a representative) are asked to be ready for review and discussion with appointed representatives of the Programme Committee.

Group 4: posters: all other accepted abstracts should be prepared as posters (see www.escp.eu.com/escp-2019 for board specifications and times of access). There will be no set poster session time, and posters are available to all delegates throughout the meeting.

Details of prizes awarded for abstract submissions are detailed on page 21.

ABSTRACT CHECK-IN AT THE MEETING

Authors note - we will be introducing a new system to avoid queues this year!

If your abstract is accepted we will send you a **Poster Check-In Voucher** before the meeting in September, confirming your board number(s) and location at the venue. You (or whoever is putting up your poster for you) must bring the **Poster Check-In Voucher** to gain access to the poster area on level 1 of the Austria Center Vienna.

HOW TO SUBMIT

Main abstract submissions should be no longer than **200 words**. You will be required to use the on-screen form provided, and you will not be able to include diagrams or graphs. Please go to www.escp.eu.com/escp-2019

Step 1: go to www.escp.eu.com/escp-2019 and select the "abstracts" page

Step 2: click on the link to abstract submission

Step 3: register your details and await confirmation by e-mail that you have registered as a user

Step 4: using the link provided to you, return to online submission

Step 5: enter your co-authors (in the order they should be printed) and your abstract (200 words maximum)

Authors are kindly requested not to enter author names into the body of the abstract, please use the fields provided in the registration form. Please **DO NOT** use upper case letters in the title of your abstract!

TIMETABLE FOR ABSTRACTS

Friday 26 April at 23:00 (CET)

Abstract deadline

Monday 29 April – Friday 24 May

Marking and review by Programme Committee

Friday 31 May

Latest estimated notification date for all authors

Conference registration will be available to **MAIN AUTHORS** at the early registration rate **until 30 August 2019**. The early rate will not be available after this date. If a selected author cannot attend the conference, the ESCP should be notified with the name of the replacement presenter within 48 hours.

CALL FOR SURGICAL VIDEO SESSION SUBMISSIONS

Video submission deadline date: Friday 26 April 2019

Date and time of session:

Wednesday 25 September at 13:30 – 15:00

Submissions are invited for consideration by the Programme Committee.

HOW TO SUBMIT

Submissions must be made using the online form available on the ESCP website. Please go to www.escp.eu.com/escp-2019 and select **Surgical Video session submissions**.

Enter the URL link for your video, together with a 200-word abstract. If your video is selected, the abstract will be published in a *Colorectal Disease* supplement available at the meeting.

A step-by-step guide to video submissions is provided on the submissions web-page.

CALL FOR NEW TRIALS FORUM SUBMISSIONS

Deadline Date: Friday 26 April 2019

Date and time of session:

Thursday 26 September at 07:45 – 09:15

Submissions are invited for consideration by the Research Committee chaired by Charles Knowles.

HOW TO SUBMIT

Submissions must be made using the online form available on the ESCP website. Please go to www.escp.eu.com/escp-2019 and select **New Trials Forum Submissions**.

Submissions are invited relating to trials that are either new OR ongoing but which require further recruitment on a national or international basis. The best will be selected on merit for presentation of protocol during the session. Those selected will also be asked to provide a 200-word abstract for inclusion in a *Colorectal Disease* supplement available at the meeting.

The selected trials will be presented for review by a panel of Experts and a prize will be awarded for the best presentation.

ABSTRACT PRIZES

Prizes are awarded for abstracts presented in three categories:

Best of the Six Best receives a prize of €600 awarded by ESCP and an opportunity to present their paper at the ASCRS meeting (travel and accommodation supported by ESCP).

Best Welcome Poster receives a prize of €300 awarded by ESCP.

Best New Trial presentation receives a prize of €300 awarded by ESCP.

Best Surgical Video presentation receives a prize of €300 awarded by ESCP.

EBSQ Examinations

EBSQ examinations will be held on **Friday 27 and Saturday 28 September 2019**. The written examination will take place on Friday afternoon. Individual oral examinations will be scheduled on **Saturday 28 September**, and venue details/timings will be available on the UEMS website nearer the time of the ESCP meeting.

FOR FURTHER INFORMATION ABOUT THE EBSQ EXAM, PLEASE CONTACT:

UEMS Section and Board of Surgery
European Board of Surgery Qualification (EBSQ)
EBSQ Coloproctology
Rue de l'Industrie, 24
1040 - Brussels, Belgium
E: office@uemssurg.org
W: www.uemssurg.org
T: +32 (0)2 649 51 64 / F: +32 (0)2 640 37 30

THOSE WISHING TO OBTAIN FURTHER INFORMATION BEFORE APPLICATION SHOULD CONTACT:

Dr David Zimmerman
ETZ Tilburg
Tilburg, The Netherlands
E: dr.d.zimmerman@gmail.com

Mr Janindra Warusavitarne BMED FRACS PhD
St Mark's Hospital
Harrow, United Kingdom
T: +44 2082354168
E: j.warusavitarne@nhs.net



About Vienna

Vienna is the capital and largest city in Austria, with a population of around 1.9 million; it is Austria's cultural, economic, and political centre.

Vienna is located in north-eastern Austria, at the easternmost extension of the Alps in the Vienna Basin. The earliest settlement, at the location of today's inner city, was south of the meandering Danube while the city now spans both sides of the river. Vienna lies close to the borders of Hungary, Czech Republic and Slovakia.

Visitors to Vienna can expect plenty of amazing experiences, the city's architecture is incredible, and the city is rich in historical sites, from St Stephen's Cathedral to exploring Empress Sisi's old gymnasium in the 600-year-old Imperial Palace. The Danube itself provides much to do, with cruises available to see the city from a different viewpoint.

Vienna is known for its high quality of life. In a 2005 study of 127 world cities, the Economist Intelligence Unit ranked the city first for the world's most liveable cities.

WEATHER IN VIENNA

Vienna has somewhat variable weather patterns and in September, delegates can expect temperatures between 16-20C and a light raincoat is recommended.

CURRENCY

The currency used in Vienna is the Euro.

VAT REFUNDS

Visitors from non-Schengen countries can claim back Austrian VAT directly at Vienna Airport. Ask the salesperson directly for a "Tax Refund Cheque", complete it and keep it together with your receipt.

You can have your stamped "Tax Refund Cheque/s" paid out at Interchange in any bank or at any currency exchange counter in Terminal 2 of Vienna Airport.



Travel Information

VIENNA AIRPORT

Vienna International Airport is located in the Schwechat district, 18 km southeast of central Vienna. It is the country's largest airport and offers various options for transport to the city centre. You can find more information at www.viennaairport.com

TRAVEL BETWEEN THE AIRPORT AND VIENNA CITY CENTRE

Vienna Airport can be reached easily, comfortably and affordably by public transport.

City Airport Train (CAT): connects the airport with the transport hub "Landstraße" at Wien Mitte in only 16 minutes and offers numerous additional services such as the City Check-In with baggage drop.

Trains: several trains and commuter trains run from Vienna Airport to the city centre, namely the Intercity Express (ICE), and the S-Bahn S7. Each of these trains has their own timetable and ticket price, but the average trip will cost from €5 and will take 30-37 minutes.

City Airport Taxi: taxis are available from Vienna Airport to the city centre will take 20-25 minutes. Available 24 hrs and cost approx. €35-40.

City Airport Bus: Vienna Airport bus is the cheapest way to get to the city. From the airport, you can take the express shuttle Vienna Airport Lines. Buses run once every 30 minutes from 06:00 – 00:30 and the average ticket cost is €8. The journey takes approximately 40 minutes.

TRAINS

Vienna Hauptbahnhof is Vienna's new central hub station, and it opened in December 2015. All international trains and ÖBB domestic mainline trains now use this station.

METRO

Vienna has a fantastic metro system, with most parts of the city accessible in under 15 minutes. Visitors can buy a variety of tickets ranging from a single, to a 7-day pass. Tickets should be purchased and validated before travelling.

[Click here to see a map of the wider Vienna metro network](#)



Programme Overview

Wednesday 25 September 2019

TIME	EVENT
09:00 - 10:30 Plenary Hall A	<p>SYMPOSIUM: MISTAKES ARE THE PORTALS OF DISCOVERY - A TIP, A TRICK AND AN ERROR TRAP</p> <p><i>Chairs: Sara Kehlet Watt (Denmark), Des Winter (Ireland)</i></p> <p><i>Speakers: tbc</i></p>
09:00 - 12:00 Parallel Hall N	<p>EDUCATIONAL: CORE SUBJECT UPDATE</p> <p><i>Chairs: Roel Hompes (The Netherlands), Eloy Espin Basany (Spain)</i></p> <ul style="list-style-type: none"> - Hemorrhoids - Roland Scherer (Germany) - Anal fistula - Speaker tbc - Surgery for constipation - Charles Knowles (UK) - Large bowel obstruction - Speaker tbc - Genetics in colorectal cancer - Gabriela Möslein (Germany) - Surgical decision making in rectal cancer - Felix Aigner (Germany)
10:35 - 11:05 Plenary Hall A	<p>KEYNOTE LECTURE: INCREASING INCIDENCE OF RECTAL CANCER IN THE YOUNG - AETIOLOGY, SCREENING AND MANAGEMENT CONTROVERSIES</p> <p><i>Chairs: Anna Martling (Sweden), Alexey Karachun (Russia)</i></p> <p><i>Speaker: Quentin Denost (France)</i></p>
11:10 - 11:15 Plenary Hall A	<p>OFFICIAL OPENING CEREMONY</p>
11:15 - 12:40 Plenary Hall A	<p>CONSULTANTS' CORNER</p> <p><i>Facilitators: Des Winter (Ireland), Jared Torkington (UK)</i></p> <p><i>Panel: Jeremie Lefevre (France), Per Nilsson (Sweden)</i></p>
12:05 - 13:25 Parallel Hall F2	<p>EDUCATIONAL: HOW TO DEVELOP GUIDELINES</p> <p><i>Chairs: Carolynne Vaizey (UK), Yasuko Maeda (UK)</i></p> <ul style="list-style-type: none"> - Guideline development: overview - Yasuko Maeda (UK) - How to GRADE - Jos Kleijnen (The Netherlands) - Introduction to CoCoCare (Cost Conscious Care) project - Jos Kleijnen (The Netherlands) - Lessons learnt from diverticulitis guideline - Johannes Schultz (Norway) - Lessons learnt from haemorrhoids guideline - Robin van Tol (The Netherlands) - ESCP Future guidelines - Carolynne Vaizey (UK)
12:30 - 13:30	<p>LUNCH</p>
12:45 - 13:25 Plenary Hall M	<p>ESCP AGM</p>
13:30 - 15:00 Plenary Hall A	<p>SURGICAL VIDEO SESSION</p> <p><i>Chairs and speakers tbc</i></p>
13:30 - 15:00 Parallel Hall B	<p>INTERNATIONAL TRIALS RESULTS FORUM</p> <p><i>Chairs and speakers tbc</i></p>

Wednesday 25 September 2019

TIME	EVENT
13:30 - 14:30 Parallel Hall N	FREE PAPERS:
15:00 - 15:25	COFFEE BREAK
15:00 - 16:55 Parallel Hall M	<p>YOUNG ESCP MEETING <i>Chair: Matteo Frasson (Spain)</i></p> <ul style="list-style-type: none"> - Keynote Lecture: Future of surgery - Richard Kerr (UK) <p>The future is already here <i>Chairs: Matteo Frasson (Spain), Des Winter (Ireland)</i></p> <ul style="list-style-type: none"> - 5G in the remote surgical training - Speaker tbc - 3D imaging and printing in proctology - Speaker tbc - Enhanced reality in colorectal surgery - Speaker tbc <p>Young ESCP in the heart of the Society <i>Chairs: Gabriela Möslein (Germany)</i></p> <ul style="list-style-type: none"> - Introduction and Research - Matteo Frasson (Spain) - Communication - Speaker tbc - Cohort Studies - Speaker tbc - Education and Fellowship - Tina Van Loon (The Netherlands) - Guidelines - Speaker tbc - Membership - speaker tbc - Program - Speaker tbc
15:25 - 16:25 Plenary Hall A	<p>THE GREAT DEBATE: IS IT A MUST OR IS IT DUST? <i>Chairs: Pamela Buchwald (Sweden), Des Winter (Ireland)</i></p> <ul style="list-style-type: none"> - Routine diversion is not necessary for pelvic anastomoses - Speaker tbc - Routine diversion is necessary for pelvic anastomoses - Domenico d'Ugo (Italy) <p><i>Judges: Per Nilsson (Sweden), Rosa Jimenez-Rodriguez (Spain), Ann Hanly (Ireland), Justin Davies (UK)</i></p>
15:25 - 16:50 Parallel Hall B	<p>PELVIC FLOOR SESSION: TOWARD PRECISION DIAGNOSIS AND PRECISION TREATMENT <i>Chairs: Charles Knowles (UK), Søren Laurberg (Denmark)</i></p> <ul style="list-style-type: none"> - New technical guidance and disease classification for anorectal physiology. Results of UEG-funded international working group - Emma Carrington (UK) - Surgical management of faecal incontinence: ICI guidance - Ronan O'Connell (Ireland) - Surgical management of rectal prolapse - Andre D'Hoore (Belgium) - Surgery for constipation - Charles Knowles (UK)
16:25 - 16:55 Plenary Hall A	<p>KEYNOTE LECTURE <i>Chairs and speaker: tbc</i></p>
16:55 - 17:00 Plenary Hall A	<p>THE LARS PÅHLMAN EBSQ MEDAL <i>Presenter: Klaus Matzel (Germany)</i> <i>Awarded to: Mudassar Majeed (Ireland)</i> ESCP award of Lars Pählman EBSQ medal to the highest merit of EBSQ examinees in 2018.</p>

Wednesday 25 September 2019

TIME	EVENT
17:05 - 18:30 Plenary Hall A	EDUCATIONAL: NEW TECHNOLOGIES - HOW TO BECOME A PROFICIENT ROBOTIC SURGEON <i>Chairs: Klaus Matzel (Germany)</i> <ul style="list-style-type: none"> - Train the trainer as the key element for worldwide implementation - <i>Marcos Gómez Ruiz (Spain)</i> - Advantages of modular training systems - <i>Jim Khan (UK)</i> - From procedural simulation to in person proctoring - <i>Roger Gerjy (Sweden)</i> - Where is the data? - <i>Samson Tou (UK)</i>
17:05 - 18:05 Parallel Hall B	EDUCATIONAL: BEST PUBLICATIONS OF THE YEAR <i>Chairs: Neil Mortensen (UK), Per Nilsson (Sweden)</i> <ul style="list-style-type: none"> - Colorectal cancer, benign and functional - <i>Yasuko Maeda (UK)</i> - IBD and proctology - <i>Speaker tbc</i>
17:00 - 18:00 Parallel Hall N	FREE PAPERS:
17:00 - 18:00 Parallel Hall M	FREE PAPERS:
18:10 - 18:25 Parallel Hall B	ESCP FELLOWSHIP UPDATE <i>Chair and speakers tbc</i>
18:30 - 19:30	ESCP WELCOME POSTERS AND WELCOME RECEPTION IN THE EXHIBITION AREA

Thursday 26 September 2019

TIME	EVENT
07:45 - 09:15 Plenary Hall A	NEW TRIALS FORUM <i>Chairs and speakers tbc</i>
08:00 - 09:30 Parallel Hall N	EDUCATIONAL: TRAINEE VIDEO SESSION 1 <i>Chairs: Marek Zawadzki (Poland)</i> <ul style="list-style-type: none"> - Ileocolic handsewn anastomosis - <i>Speaker tbc</i> - Ileocolic extracorporeal stapled anastomosis - <i>Baljit Singh (UK)</i> - Ileocolic intracorporeal stapled anastomosis - <i>Samson Tou (UK)</i> - Rectal prolapse: Delorme's - <i>Mostafa Shalaby (Egypt)</i> - Rectal prolapse: Altemeier - <i>Frédéric Ris (Switzerland)</i> - Rectal prolapse: ventral rectopexy - <i>Guillame Meurette (France)</i>
08:00 - 09:30 Parallel Hall M	FREE PAPERS:
08:00 - 09:30 Small Hall	FREE PAPERS:

Thursday 26 September 2019

TIME	EVENT
09:15 - 10:15 Plenary Hall A	<p>JOINT ESCP/EAES SYMPOSIUM:</p> <p><i>Chairs: Alexey Petrov (Russia)</i></p> <ul style="list-style-type: none"> - SILS colectomy - Antonino Spinelli (Italy) - Hybrid endoscopic - laparoscopic excision colonic polyps - Speaker tbc - Lap CME - technique and pitfalls - Roland Croner (Germany)
09:10 - 10:10 Parallel Hall F2	<p>TATME IN CHINA</p> <p><i>Chairs and speakers tbc</i></p>
09:35 - 11:05 Parallel Hall N	<p>EDUCATIONAL: TRAINEE VIDEO SESSION 2</p> <p><i>Chairs: Baljit Singh (UK), Ethem Gecim (Turkey)</i></p> <ul style="list-style-type: none"> - Retrorectal tumours - Speakers tbc - Perineal hernia repair - Pieter Tanis (The Netherlands) - Pilonidal Sinus - Edgar Furnée (The Netherlands) - High resolution anoscopy (HRA) - Carlo Ratto (Italy) - Colorectal hand anastomosis - Ronan O'Connell (Ireland) - Colorectal stapled anastomosis - Marek Zawadzki (Poland)
10:15 - 11:25	COFFEE BREAK
11:25 - 11:55 Plenary Hall A	<p>KEYNOTE LECTURE: MANAGEMENT OF MALIGNANT RECTAL POLYP / EARLY RECTAL CANCER</p> <p><i>Chair: Gian Andrea Binda (Italy), Simon Bach (UK)</i></p> <p><i>Speaker: Roel Hompes (The Netherlands)</i></p>
12:00 - 12:20 Plenary Hall A	<p>ESCP PRESIDENT'S ADDRESS</p> <p><i>Per Nilsson (Sweden) - ESCP President</i></p>
12:25 - 12:55 Plenary Hall A	<p>INTERNATIONAL TRAVELLING FELLOW FREE PAPERS</p> <p><i>Chairs and speakers tbc</i></p>
12:45 - 14:00	LUNCH
14:00 - 15:20 Plenary Hall A	<p>THE SIX BEST FREE PAPERS</p> <p><i>Chairs and speakers tbc</i></p>
14:00 - 15:30 Parallel Hall N	<p>EDUCATIONAL: HOW TO GET SURGICAL INFORMATION IN 2020</p> <p><i>Chairs: Klaus Matzel (Germany), Mark Potter (UK)</i></p> <ul style="list-style-type: none"> - Background research, the old way: books, PubMed - Neil Mortensen (UK) - The new way: SoME. How reliable is info on social media and internet? - Julio Mayol (Spain) - The view of the Y-ESCP: putting it all together - Tina van Loon (The Netherlands) - Publish or perish, still valid for an academic career? - Speaker tbc
15:25 - 16:40 Plenary Hall A	<p>SYMPOSIUM: ATYPICAL COLITIS, PROCTOLOGY AND ANAL NEOPLASIA</p> <p><i>Chairs: Nicola Fearnhead (UK), Evangelos Xynos (Greece)</i></p> <ul style="list-style-type: none"> - Acute infectious proctitis / Atypical anorectal ulceration - Speaker tbc - Condylomata, HPV, and AIN - Andreas Salat (Austria) - Personalised anal cancer management in 2020 - Marianne G. Guren (Norway)





Thursday 26 September 2019

TIME	EVENT
15:25 - 16:40 Parallel Hall F2	<p>JOINT ESCP/ECCO SYMPOSIUM:</p> <p><i>Chairs: Monica Millan (Spain), Zoran Krivokapic (Serbia)</i></p> <ul style="list-style-type: none"> - Time to change how we operate for UC? - Yves Panis (France) - Quality of life, patient reported experiences, and self-directed care - Speaker <i>tbc</i> - Promising stem cell therapy for inflammatory bowel disease - Speaker <i>tbc</i> - Crohn's proctocolitis management strategies - Willem Bemelman (The Netherlands) 
15:30 - 17:30 Parallel Hall M	<p>EUROSURG STUDENT SESSION:</p> <p><i>Chairs and speakers tbc</i></p> 
16:25 - 17:05	COFFEE BREAK
16:30 - 18:00 Parallel Hall N	<p>EDUCATIONAL: INTERACTIVE TRAINEE WORKSHOP</p> <p><i>Chairs: Dieter Hahnloser (Switzerland), Jasper Stijns (Belgium)</i></p> <ul style="list-style-type: none"> - Rectal Prolapse - Albert Wolthuis (Belgium) - Anastomotic Leak - Frédéric Ris (Switzerland) - Perianal Crohn's - Janindra Warasuvitarne (UK)
17:05 - 17:35 Plenary Hall A	<p>KEYNOTE LECTURE: PREHABILITATION, NUTRITION AND OPTIMISATION FOR MAJOR SURGERY</p> <p><i>Chairs: Katrine Emmertsen (Denmark), Samson Tou (UK)</i></p> <p><i>Speaker: Tonia Young-Fadok (USA)</i></p>
17:40 - 18:40 Plenary Hall A	<p>BETTER SURGICAL CARE - A GLOBAL CHALLENGE</p> <p><i>Chair: Dion Morton (UK)</i></p> <ul style="list-style-type: none"> - Developments in global trials, the impact of the Lancet commission - Martin Smith (South Africa) - Designing trials for the global challenge - Aneel Bhangu (UK) - The Ghana experience - Stephen Tabiri (Ghana) - The Hong Kong experience - Simon Ng (Hong Kong) - Panel discussion - Chair: Sohini Chakrabortee (UK)
17:40 - 18:40 Parallel Hall F2	FREE PAPERS:
17:40 - 18:40 Parallel Hall M	FREE PAPERS:
19:30	ESCP PARTY - SÄULENHALLE, AN ANNEX OF THE VOLKSGARTEN NIGHTCLUB

Friday 27 September 2019

TIME	EVENT
07:45 - 09:15 Plenary Hall A	<p>SYMPOSIUM: ILEAL POUCH OPTIONS</p> <p><i>Chairs: Willem Bemelman (The Netherlands), Beatriz Martin-Perez (Spain)</i></p> <ul style="list-style-type: none"> - Pouch designs - time for re-evaluation? - <i>Andre D'Hoore (Belgium)</i> - Ileal pouch rescue and reconstruction - <i>Janindra Warusavitarne (UK)</i> - Kock pouch construction and complication management - <i>Gabriela Möslein (Germany)</i>
07:45 - 09:15 Parallel Hall N	<p>EDUCATIONAL: TRAINEE ROUND TABLE SESSION</p> <p>For trainees only: case presentations and table discussion with experts</p> <p><i>Chair: Mark Potter (UK)</i></p> <p><i>Experts: tbc</i></p> <p>Case presentations:</p> <ul style="list-style-type: none"> - Acute diverticulitis - <i>Speaker tbc</i> - Abdominal wall reconstruction - <i>Ian Daniels (UK)</i>
08:00 - 09:00 Parallel Hall F2	FREE PAPERS:
08:00 - 09:00 Parallel Hall M	FREE PAPERS:
08:00 - 09:00 Small Hall	FREE PAPERS:
09:15 - 09:45	COFFEE BREAK
09:45 - 10:00 Plenary Hall A	<p>ESCP HONORARY MEMBER AWARDS</p> <p><i>Chairs tbc</i></p> <p>This year, ESCP is delighted to award Honorary memberships to: tbc</p>
10:05 - 10:15 Plenary Hall A	<p>ESCP AWARDS</p> <p>ESCP Best Paper, Best Welcome Poster, Best Surgical Video presentation and Best New Trial Presentation Awards.</p>
10:20 - 11:50 Plenary Hall A	<p>SYMPOSIUM: STRATEGIES FOR MANAGING LOCALLY ADVANCED COLONIC CANCER</p> <p><i>Chairs: Gregor Norcic (Slovenia), Des Winter (Ireland)</i></p> <ul style="list-style-type: none"> - Staging challenges - <i>Ivan Dimitrijevic (Serbia)</i> - Chemotherapy - <i>Speaker tbc</i> - Open surgery - <i>Petr Tsarkov (Russia)</i> - MIS surgery - <i>Matt Albert (USA)</i>
10:20 - 11:40 Parallel Hall F2	<p>SYMPOSIUM: TRIALS METHODOLOGY</p> <p><i>Chairs: Dion Morton (UK), Oded Zmora (Israel)</i></p> <ul style="list-style-type: none"> - Beyond the comic opera: addressing bias in surgical research - <i>Charles Knowles (UK)</i> - Efficient surgical trial design: Building a better bicycle - <i>Speaker tbc</i> - Recruiting to RCTs: What can we learn from the flatlands - <i>Christianne Buskens (UK)</i> - Panel discussion

Friday 27 September 2019

TIME	EVENT
10:20 - 11:35 Parallel Hall M	<p>JOINT ESCP/EHTG SYMPOSIUM</p> <p><i>Chairs: Gabriela Möslein (Germany), Rory Kennelly (Ireland)</i></p> <ul style="list-style-type: none"> - Oligopolyposis, attenuated polyposis and new polyposis syndromes <i>- Julian Sampson (UK)</i> - PMS2 and Lynch syndrome and individual risks redefined <i>- Sanne ten Broeke (Norway)</i> - Global management of Lynch Syndrome - <i>Ian Frayling (UK)</i> - Immunotherapy for Sporadic and Hereditary Colorectal cancer <i>- Magnus von Knebel Doeberitz (Germany)</i>  
11:00 - 12:30 Plenary Hall N	<p>EDUCATIONAL: OPTIMIZING PRE AND POST OPERATIVE CARE, IMPROVING OUTCOME AND REDUCING COMPLICATIONS</p> <p><i>Chairs: Janindra Warasuvitarne (UK)</i></p> <ul style="list-style-type: none"> - Pre-operative: pre-habilitation, making patients fit for surgery - <i>Speaker tbc</i> - Myths and truths about the effects of TPN, albumine and iron suppletion in optimizing pre-operative status - <i>Speaker tbc</i> - ERAS & Minimally Invasive technique - <i>Martin Hubner (Switzerland)</i>
11:35 - 12:45	BRUNCH
12:30 - 14:00 Plenary Hall A	<p>SYMPOSIUM: SIMPLE SOLUTIONS FOR CHALLENGING PERINEAL PROBLEMS</p> <p><i>Chairs: Ethem Gecim (Turkey), Iain Anderson (UK)</i></p> <ul style="list-style-type: none"> - The optimal approach to a high fistula-in-ano - <i>Speaker tbc</i> - Multidisciplinary management of complex Crohn's fistula-in-ano - <i>Speaker tbc</i> - Prevention and management of non-healing perineal wounds following Crohn's proctectomy - <i>Yves Panis (France)</i> - How to deal with chronic pain, anal stenosis, and recurrent symptoms post-haemorrhoidectomy - <i>Stephanie Breukink (The Netherlands)</i>
13:00 - 14:00 Parallel Hall N	<p>EDUCATIONAL: THE BIG DEBATE: CME VS. LAPAROSCOPIC</p> <p><i>Chair: Neil Mortensen (UK)</i></p> <ul style="list-style-type: none"> - Pro Open - <i>Speaker tbc</i> - Pro laparoscopic - <i>Anders Bertelsen (Denmark)</i>
14:00 - 14:05	CLOSING CEREMONY

Evening Events

WEDNESDAY 25 SEPTEMBER

ESCP WELCOME DRINKS RECEPTION AT THE AUSTRIA CENTER VIENNA

Time: 18:30 – 19:30

Cost: included for delegates. Additional tickets may be purchased (€25 early/€30 late & onsite)

All delegates are invited to attend this event which is included in the registration fee. Additional tickets may be purchased online if you wish to bring a guest. It will take place in the exhibition area following the close of conference sessions; delegates are then free to make their own arrangements for dinner after the reception. A list of recommended restaurants in Vienna can be obtained from the information desk.



THURSDAY 26 SEPTEMBER

ESCP PARTY AT SÄULENHALLE

Time: 19:30 onwards

Cost: €70 (early)
€75 (Late or onsite, if available)

As our party evening in Nice last year was so popular, we are pleased to say that a similar format will be continued in Vienna at the Säulenhalle, an annex of the Volksgarten nightclub.

This is the perfect location for the ESCP party evening and, with its inside and outside (weather permitting) dance floors, there will be fun, music and plenty of time to catch up with friends and make new acquaintances! And, just in case you want to continue dancing after our party has ended, we have arranged for complimentary late-night entrance to Volksgarten nightclub!!

The ticket price will include an informal Viennese supper with an open bar (beer, wine and soft drinks) for the first two hours (thereafter a cash bar will be available).

Venue details and how to get there:

Säulenhalle
Burgring, 1010 Wien
www.saeulenhalle.at
T: +43 1 5324241

Säulenhalle is located in central Vienna, just a very short walk from the Volkstheater U-Bahn station (Orange Line U3)



ESCP Fellowships, Observerships and Travelling Fellow Updates



Olena Karbovnycha

From: Kiev Regional Hospital, UA, Ukraine

Visited: Bellvitge University Hospital, Barcelona (Spain), under the direction of Professor Sebastiano Biondo

Observership Dates: 26 November – 8 December 2018

I had the great pleasure of being awarded an ESCP Observership under the direction of Professor Sebastiano Biondo: I would like to express my gratitude for this wonderful opportunity to meet new colleagues and share clinical experiences. This Observership surpassed all of my expectations!

During my time at Belvitge University Hospital, I attended lectures, watched live streaming of surgery, attended theatre and witnessed several complicated cases of colorectal cancer. This was of particular interest to me as I often treat such patients. I observed sometimes difficult decisions made by the specialists with regard to the choice of treatment and I also observed many laparoscopic operations for colorectal cancer. In the Ukraine, this type of surgery is still under development. I was completely amazed by the robotic (Da Vinci) operation performed by Dr. Kreisler and Prof. Biondo. It was truly amazing to witness such a well-coordinated team of surgeons, and I greatly admire my European colleagues' work, their tact, tolerance, calmness and mutual respect.

I would like to mention that the organisation of the theatres was fantastic, even in the most difficult of

situations, decisions were made at lightning speed, there was never a lack of professionalism or patience.

In conclusion, I would like to say that this trip had great importance for me as a young specialist. It will help me in my personal and professional development and will also improve the quality of medical care in my department with the knowledge and skills I gained from my visit. I saw alternative ways of surgical treatment of patients with colorectal pathology and the diseases of perianal area and anal canal. I hope that I can, if not implement these methods, pass them onto experienced doctors and a generation of young specialists.



Gabrielle van Ramshorst

From: The Netherlands

Visited: Clinic of Colorectal and Endoscopic Surgery Sechenov First Moscow State Medical University, Moscow (Russia), under the direction of Professor Petr Tsarkov

Observership dates: 09 – 22 December 2018

In a few years' time, patients with isolated para-aortic lymph node metastases of colorectal cancer will be offered debulking surgery as part of regular treatment. In some centers, these resections are already part of standard surgical resections for colorectal cancer. The center of expertise for this procedure is the IM Sechenov First Moscow State Medical University, and one of the most experienced colorectal surgeon in this field is Prof. Petr Tsarkov.

During my Fellowship, I developed experience in iliac and para-aortic lymphadenectomy. I have also been working to promote an international registry for the latter cases (www.paraaorticmrc.com). In November 2018, I learned how to perform retroperitoneal lymphadenectomy laparoscopically (extraperitoneal/intraperitoneal) at a workshop organised by ESGO. Therefore, following this, I felt very fortunate to have been accepted for the ESCP Observership by the education committee. Prof. Petr Tsarkov and Dr. Inna Tulina provided the help I needed to secure a visa and accommodation. During my stay, I spent a lot of time with consultants Dr. Tatiana Garmanova, Dr. Yury Kitsenko, Dr. Sergey Efetov and Dr. Daniel Markaryan. They showed me their surgical skills, and we discussed surgical strategies, training and the basics of Russian, which would prove helpful during the rest of my stay.

During my stay, Dr. Yury Kitsenko defended his PhD thesis on the topic of J pouch surgery in patients with longstanding ulcerative colitis. This procedure is only performed in ten centres across Russia, often as part of a three-stage procedure. It was interesting to observe the differences and similarities of this academic ritual between Russia and the Netherlands.

Monday mornings started with a group meeting, where all colorectal consultants met and discussed difficult cases with registrars. Individual vascular anatomy was highlighted, with coronal CT-angiography reconstructions and schematic representations for all planned oncological resections. The multidisciplinary team conferences provided good opportunities for comparison of treatment strategies and discussion.

The unit's operating theatres were busy as Christmas was only two weeks away, and one of the wards was under reconstruction. On an average day, 10-11 operations would be planned. Operation complexity could range from minor proctology to laparoscopic or open abdominoperineal resections with lateral and/or para-aortic lymphadenectomy. Prof. Tsarkov and the other consultants showed excellent examples of meticulous dissection, with again, great emphasis on identification of embryological planes and vascular structures. In between procedures, we had intense discussions about surgical strategies and research.

During my Observership I was kindly invited to Moscow's beautiful and safe old city centre, the Kremlin museums, the Tretyakov gallery and to two group dinners. In

conclusion, the team and the hospital were perfect hosts for this Observership and I recommend future fellows to choose this centre for their stay. Beware that public speaking is considered an important virtue in Russian culture. Be prepared to give at least one speech!



Audrius Dulskas, MD, PhD

From: National Cancer Institute, Lithuania

Visited: 2018 Korean Society of Coloproctology (KSCP) Travelling Fellowship

Fellowship Dates: September 2018

It was a privilege to be selected as the recipient of the 2018 ESCP Korean Travelling Fellow. I read with much interest the fantastic experience from the previous recipients Dr. Edgar Furnée and Mr. Samson Tou. I have been a colorectal consultant for a few years now with my primary interest in minimally invasive colorectal cancer surgery. I wanted to see many D3 (or CME as it is called in Western countries) lymphadenectomies for colon cancer, TME with ultralow hand-sewn anastomosis or hemilevator excisions and robotic cases.

My Fellowship was very well organised by the KSCP secretariat Prof. Ji Yeon Kim and ESCP Secretariat Vanessa Wise. My Fellowship started with a two-day conference (International Colorectal Research Summit 2018), followed by four days visiting different tertiary referral centres in Seoul.

I was very impressed with the high-quality of presentations and video surgeries at the conference; there were presenters from Korea, Japan, UK, France, Netherlands and of course Lithuania and it covered the whole spectrum of colorectal diseases. Prof. Dion Morton (UK) gave a talk on preoperative chemotherapy

for locally advanced colon cancer and this was a mind-changing presentation. There was a presentation by Professor Jérémie LeFevre regarding the GRECCAR trials and a joint Korea-Japan Symposium in which a group of Japanese surgeons presented their experience in treatment and surveillance of genetically predisposed colorectal cancers. My presentation was on the need of suturing the defect after transanal endoscopic microsurgery. We had great discussion with moderators and audience participation. During the Summit, I met Prof. Nam Kyu Kim, a world renowned laparoscopic and robotic surgeon. He was my mentor during the 3 months Fellowship at Yonsei Cancer Centre two years ago.

The following week I visited Samsung Medical Centre (Prof. WY), Seoul National University Hospital (Professors KJ Park and SY Jeong), Severance Hospital (Professors NK Kim and BS Min), and the ASAN Medical Centre (Prof. SH Kim). A vast number of patients with colorectal cancers were being treated in tertiary centres in Seoul. Most of them are treated in the five largest centres – the “big five”. Consequently, the specialists are also centralised and these hospitals have a high volume of cases. For example, in Samsung Medical Centre, they see approximately 2,500 colorectal cancers per year.

During my week, I observed several robotic rectal surgeries. I was impressed with the teamwork from the anaesthetists, scrub nurses, assistants and fellows. It does highlight the importance of the same team performing high volume surgeries regularly, making the whole process more efficient.

Apart from the robotic cases, I have seen several complete mesocolic excision (CME) for right hemicolectomies, both open and laparoscopic. CME is the standard approach for right hemicolectomies in this part of the world and using 3D image allows accurate dissection. I also saw several very locally advanced rectal cancer open surgeries performed by Prof. Park at the National Seoul University Hospital. Although the tumours were almost stuck to the pelvis, the procedure was performed with precision and with minimal blood loss.

This exchange program was a truly inspiring experience and I am very grateful to ESCP’s Education Committee who offered me this wonderful opportunity. I would also like to thank the Korean Society of Coloproctology as well as all the hosts of the visiting centres for their hospitality. My stay in Seoul was very well organised and it was a truly excellent and unforgettable experience.



Gaetano Gallo, MD

From: Department of Medical and Surgical Sciences, University of Catanzaro, Catanzaro, Italy

Visited: 2018 Japanese Society of Coloproctology (JSCP) Travelling Fellowship

Fellowship Dates: November 2018

When I received the news that I had been awarded the 2018 JSCP Travelling Fellowship I was excited and thrilled. I had never visited Japan and knew it would be the adventure of a lifetime! JSCP gave me a special guide, Dr. Mamoru Uemura, a previous JSCP European travelling fellow, and his collaboration was simply perfect!

I met Dr. Tsukamoto, a laparoscopic colorectal surgeon, who welcomed me very warmly at the National Cancer Center, a high-volume colorectal cancer center. After an interesting visit to the Department of Surgery ending with a staff meeting, we went to the operating room where I attended three engaging and didactic procedures. Thankfully, during the whole operating session I had the chance to interact with the operators. They started with a restorative proctocolectomy for familial adenomatous polyposis with ileoanal-J-Pouch anastomosis and after the second procedure (i.e. laparoscopic sigmoidectomy for diverticulitis) we took a break for lunch in a special sushi restaurant! Last, but not least they performed a right hemicolectomy with complete mesocolic excision. In fact, the CME technique was introduced in the West in 2008, but Japanese, Chinese, Korean and Taiwanese surgeons have been using D3 lymphadenectomy resections for colon cancer for decades.

On the 7 November, I visited the Japanese Foundation for Cancer Research (established in 1908 as the first Japanese institute for cancer). Here Dr. Akiyoshi, gave

me a tour of the facility, and I then accompanied him and his staff into the operating theater where I watched a TransAnal Total Mesorectal Excision (TaTME) for a recurrent tumor of the low rectum (previously removed with an en bloc endoscopic submucosal dissection). The diet of the Japanese population (low BMI) is clearly different from Europeans, so the indications and the advantages of the surgical technique could be different. Dr. Akiyoshi performed a perfect TATME with a double team. Afterwards, I was invited to dinner where I tried classic Japanese barbecue ("yakniku"). It was a very funny and friendly evening with a useful exchange of ideas and considerations.

The next day I moved to the Keio Plaza Hotel in Tokyo, where the 73rd meeting of the Japan Society of Coloproctology would be held. I took a guided tour of Tokyo and immersed myself into Japanese culture (Tokyo Tower, Tea Ceremony, Imperial Palace, and in particular a cruise crossing the Sumida River and arriving in Asakusa, the oldest district of the city with the beautiful Sensoji temple, built in the 7th century.

After the interesting pre-conference meeting I joined the inaugural ceremony where finally I met the President of JSCP as well as the scientific and organizing secretariat. On Friday morning (November 9th) the Congress started with several interesting reports of the JSCP experts and a brilliant lecture by Prof. Carlo Ratto about new technologies for the treatment of hemorrhoids, anal fistulas and fecal incontinence. The day ended with a presidential dinner for international guests in an evocative setting. Really unforgettable! On the last day of the conference (Saturday) I gave my lecture on microRNAs profiles in stool of patients with colorectal cancer or precancerous lesions detected by Next-generation Sequencing (NGS), then I rapidly prepared my suitcases to move with a very fast Bullet Train (Shinkansen) to Kyoto!

To continue reading Gaetano's report, [please click here](#)



Fourth Meeting of the European Hereditary Tumour Group

Thursday 17 – Sunday 20 October 2019

Venue – Melia Sarria Hotel, Barcelona, Spain

Topics include:

- Gene specific considerations in Lynch Syndrome
- Genetic testing - when, what, why
- New genes and syndromes
- Polyposis Syndromes
- Debate: management of upper GI neoplasia in FAP
- Desmoid tumours
- (Sub) total colectomy: ileorectal versus ileosigmoid anastomosis
- Update on ASS
- Genetic studies in minorities populations
- Guidance Updates
- Cost – efficacy considerations
- PD1 inhibitors for unstable tumors

Working Groups on:


- Gastroenterology
- Surgery
- Immunology and Pathology
- Gene Panel Testing and Counselling
- Gynecology
- Urology
- Dermatology
- Microbiome and Environmental Factors
- Chemoprevention
- Guidance for LS
- Guidance for Polyposis Syndromes
- Patient Representatives

ABSTRACT SUBMISSION DEADLINE - FRIDAY 31 MAY 2019

EARLY REGISTRATION DEADLINE - FRIDAY 28 JUNE 2019

Registration opens early April on the conference website – www.ehtg.org

Become a member of EHTG - visit www.ehtg.org for more information on how to join our growing society



COLORECTAL
DIAGNOSTICS

PROCTOLOGICAL
SURGERY

TOPICAL
TREATMENTS

www.thdlab.com

Visit us at
Stand #02



SHARING EXPERTISE

SUPPORTED BY DIAMOND SPONSORS



SAPPHIRE SPONSORS



Ethicon continues to collaborate with ESCP through research and education to eradicate leaks



Be part of the ESCP initiatives to reduce anastomotic leaks and register yourself!



© Ethicon Endo-Surgery (Europe) GmbH 2019. 11173190405 EMEA

ETHICON | Shaping the future of surgery
PART OF THE *Johnson & Johnson* FAMILY OF COMPANIES

DAVINCI by Intuitive

Beyond the Technology

Your trusted provider in education, training, and research.

Join our Symposium to learn more about da Vinci technology for colorectal surgery

September 25, 2019
16:00 – 17:00

Da Vinci right colectomy: Ready for heavy duty

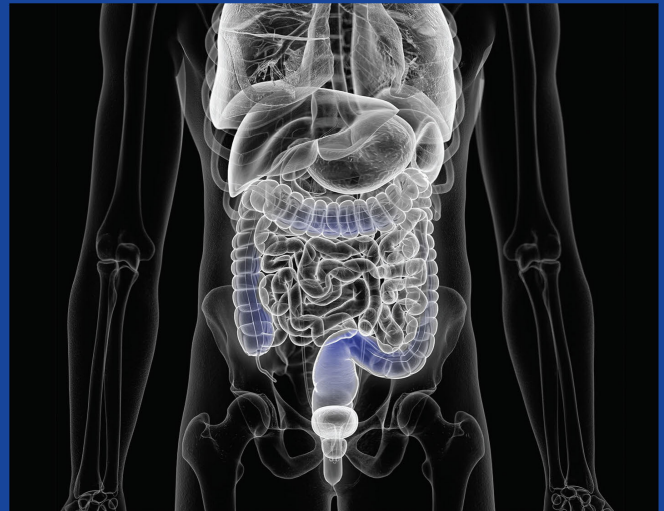
Marcos Gómez Ruiz — *Hospital Marqués de Valdecilla Santander, Spain*

Survival in rectal cancer: History repeats itself

Jim Khan — *Queen Alexandra Hospital Portsmouth, UK*

CME is a safe procedure

Paolo Bianchi — *Grosseto Hospital Italy*



The da Vinci X, da Vinci Xi and da Vinci Si Surgical Systems are class IIb medical devices CE marked (CE0543) under the European Medical Devices Directive (93/42/EEC), manufactured by Intuitive Surgical, Inc. Refer to Instructions For Use before use.

© 2019 Intuitive Surgical, Inc. All rights reserved.

PN 1060333-EU RevA 05/2019